

**GOVERNMENT OF KARNATAKA  
POLICE DEPARTMENT**



**CRIME REVIEW**

AND

**PERFORMANCE OF UNITS UNDER**

**CCTNS PROJECT**

**AUGUST – 2023**

POLICE 

POLICE COMPUTER WING &  
STATE CRIME RECORDS BUREAU

7<sup>TH</sup> Floor, M.S. Building,  
Dr.B.R.Ambedkar Road,  
Bengaluru – 560001.

email:adgppcw@ksp.gov.in

# INDEX

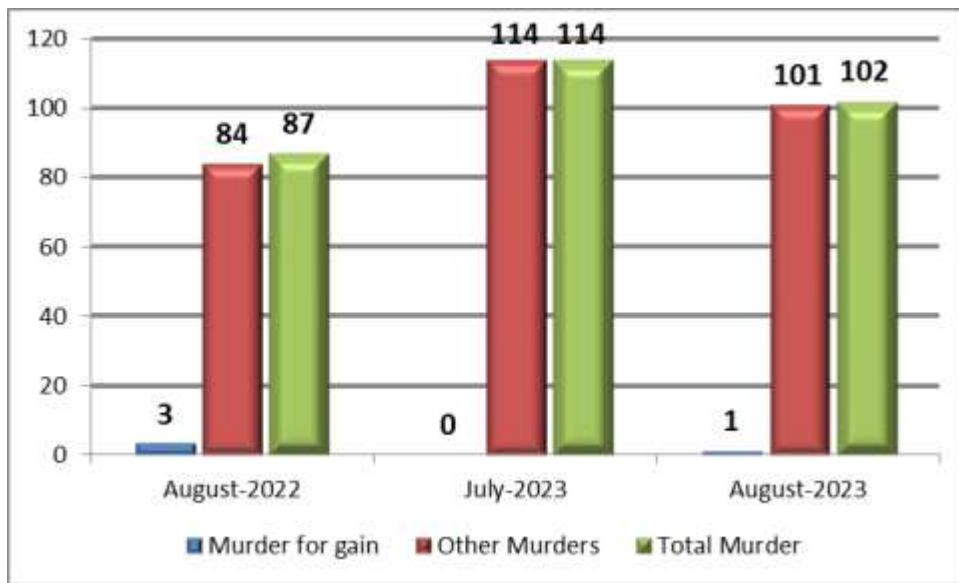
Sl. No.	CONTENTS	Page No.
1	Crime Review on – 1) Murder 2) Dacoity 3) Robbery 4) Burglary 5) Theft 6) Riots 7) Hurt 8) Spl. & local laws 9) Crime against Women 10) POCSO 11) SC & ST POA Act 12) Security cases 13) Cyber Crimes 14) Economic Offences & 15) MMDR & KMMCR 16) Motor Vehicles Theft Cases 17) NDPS Cases	1-17
2	District-wise Reported cases under various heads for the month of August – 2023	18
3	Crime Statistics – IPC Crimes	19-29
4	Crime Statistics – Special & Local laws	29-34
5	Crime Statistics – Crime against Women	34
6	Crime Statistics – Crime against Children	35
7	Crime Statistics – Crime against SC & ST	36
8	Crime Statistics – Road Accidents	37
9	Commissionerate & Range Wise IPC & SLL Cases	38
10	Commissionerate & Range Wise Major heads Cases	39 & 40
11	Unit-wise report on Receipts & Disposals under SAKALA services	41-42
12	Comparative Crime Statement – 17	43-44
13	e-Sign details – FIR & Chargesheet	45-46
14	Police IT MT Module log book details	47-49
15	Seva Sindhu – August month report	50
16	District Wise COTPA Statistics	51

## CRIME REVIEW FOR THE MONTH OF AUGUST – 2023

### 1. Murder

As per the review for the month 102 cases of Murder were reported (1 case of Murder for gain) as against 114 Murder cases (No case of Murder for gain has been reported) in the previous month & 87 Murder cases (3 cases of Murder for gain) in the corresponding month of previous year.

Month	Year	Murder for gain	Other Murders	Total Murder
August	2023	1	101	102
July	2023	0	114	114
August	2022	3	84	87

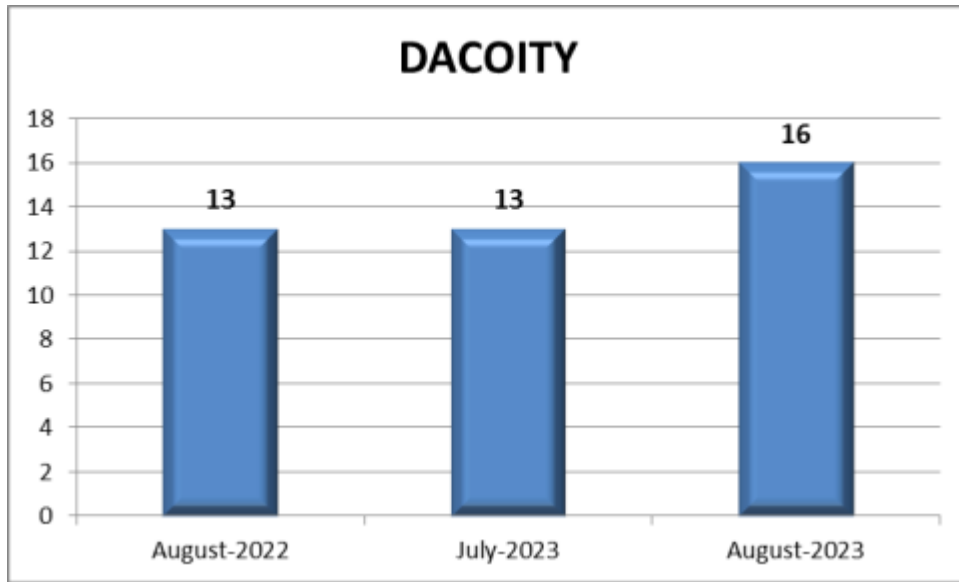


There is a decrease in the reported cases of Murder during the current month when compared to the cases of previous month and an increase when compared to the corresponding month of previous year.

## 2. Dacoity

16 cases of Dacoity were reported during the current month as against 13 cases in the previous month and 13 cases in the corresponding month of previous year.

Month	Year	Dacoity Cases
August	2023	16
July	2023	13
August	2022	13



There is an increase in the reported cases of Dacoity during the current month when compared to the cases of previous month and to the corresponding month of previous year.

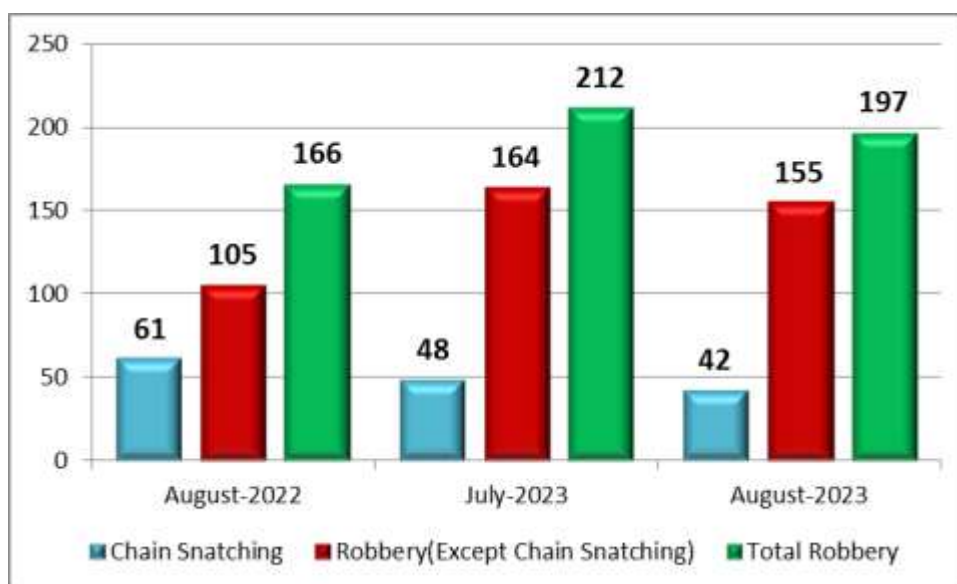
The unit wise break up of Dacoity cases for the month under review is as follows:-

Name of the unit	No. of cases	Name of the unit	No. of cases
Bengaluru City	3	Mandya District	3
Bagalkot District	2	Kalaburgi City	1
Mangalore City	1	Chamarajanagar District	1
Chikkaballapur District	1	Belagavi District	1
Kolar District	1	Shivamogga District	1
Yadgiri District	1		

### 3. Robbery

197 cases of Robbery were reported during the current month (including 42 chain snatching cases) as against 212 cases (48 cases of Chain snatching) in the previous month and 166 cases (61 cases of Chain snatching) in the corresponding month of previous year.

Month	Year	Chain Snatching	Robbery (Except Chain Snatching)	Total Robbery
August	2023	42	155	197
July	2023	48	164	212
August	2022	61	105	166



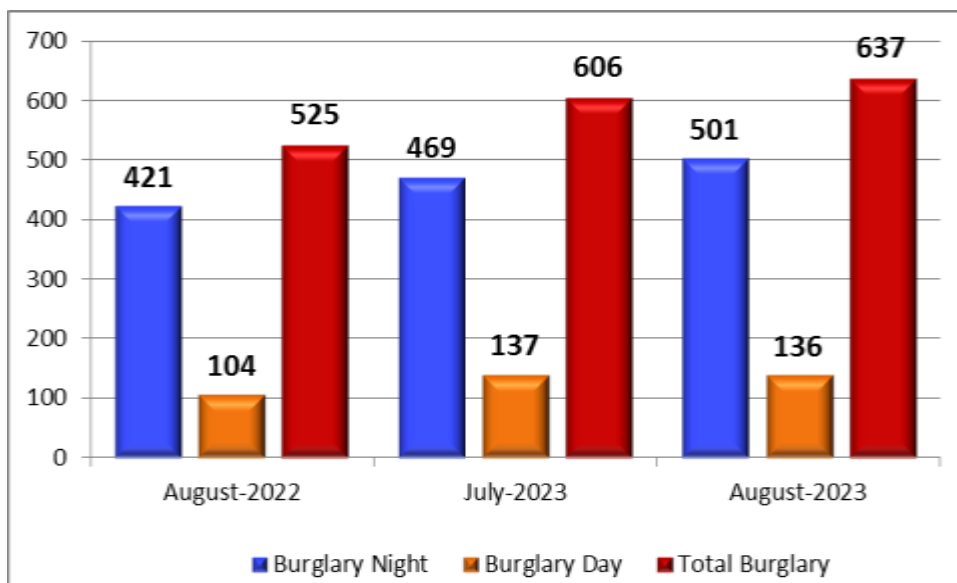
There is a decrease in the number of cases reported during the current month under the head Robbery when compared to the cases of previous month and an increase when compared to the corresponding month of previous year.

There is a decrease in the number of cases reported during the current month under Chain Snatching when compared to the cases of previous month and to the corresponding month of previous year.

#### 4. Burglary

637 cases of Burglary were reported during the month as against 606 cases in the previous month and 525 cases during the corresponding month of previous year.

Month	Year	Burglary Night	Burglary Day	Total
August	2023	501	136	637
July	2023	469	137	606
August	2022	421	104	525

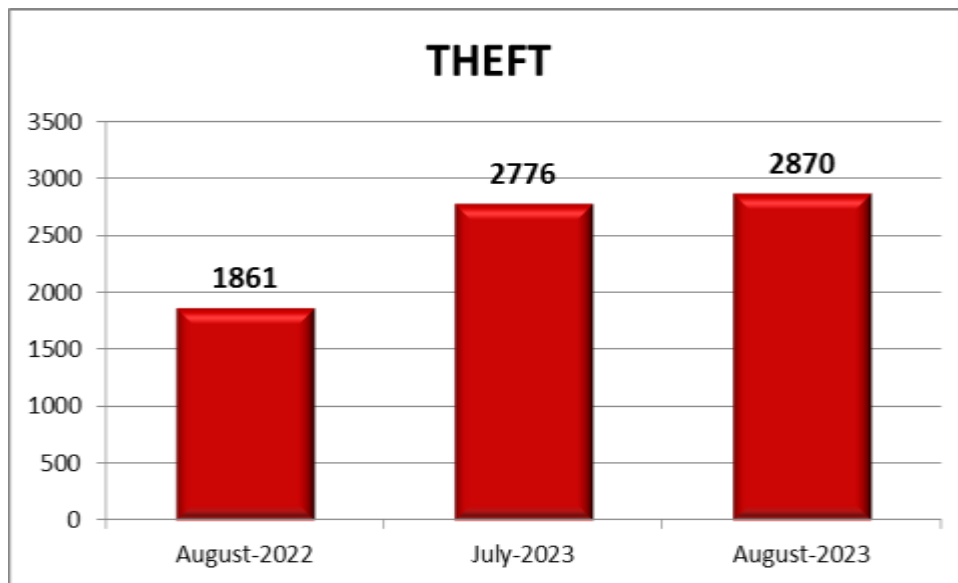


There is an increase in the number of cases reported during the current month under the head burglary, when compared to the reported cases of previous month and to the corresponding month of previous year.

## 5. Theft

2870 cases of Theft were reported during the month as against 2776 cases in the previous month and 1861 cases in the corresponding month of previous year.

Month	Year	Reported
August	2023	2870
July	2023	2776
August	2022	1861

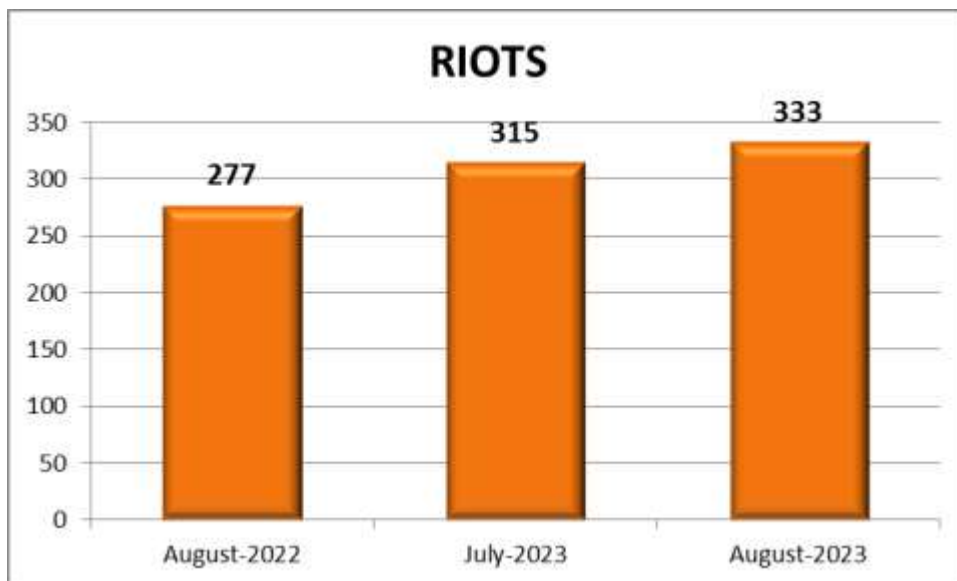


There is an increase in the number of cases reported during the current month under the head theft when compared to the cases of previous month and to the corresponding month of previous year.

## 6. Riots

333 cases were reported during the current month under the category Riots as against 315 cases in the previous month and 277 cases in the corresponding month of previous year.

Month	Year	Riots
August	2023	333
July	2023	315
August	2022	277



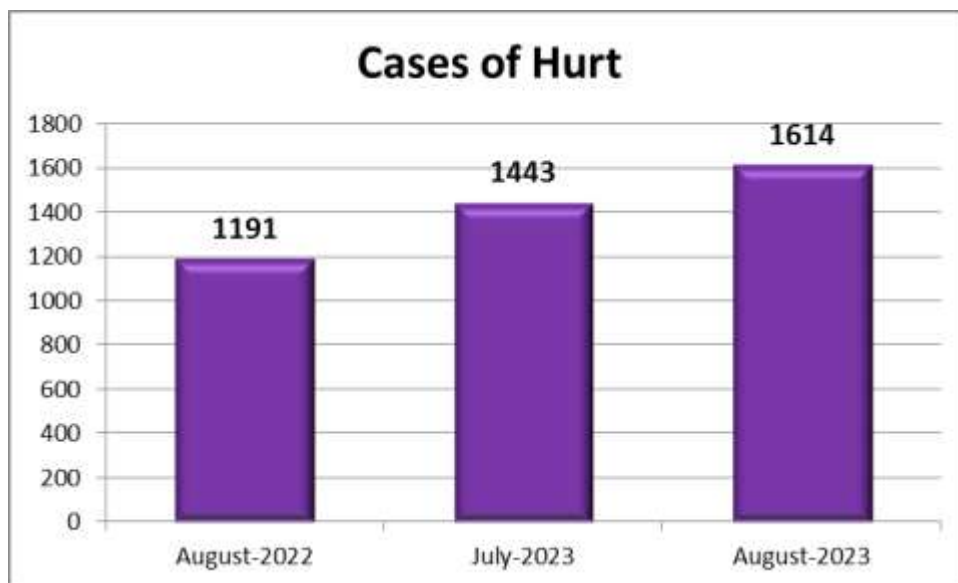
There is an increase in the number of cases reported under this head during the month, when compared to the cases of previous month and to the corresponding month of previous year.



## 7. Hurt

1614 cases were reported during the current month under the category Hurt as against 1443 cases in the previous month and 1191 cases in the corresponding month of previous year.

Month	Year	Cases of Hurt
August	2023	1614
July	2023	1443
August	2022	1191

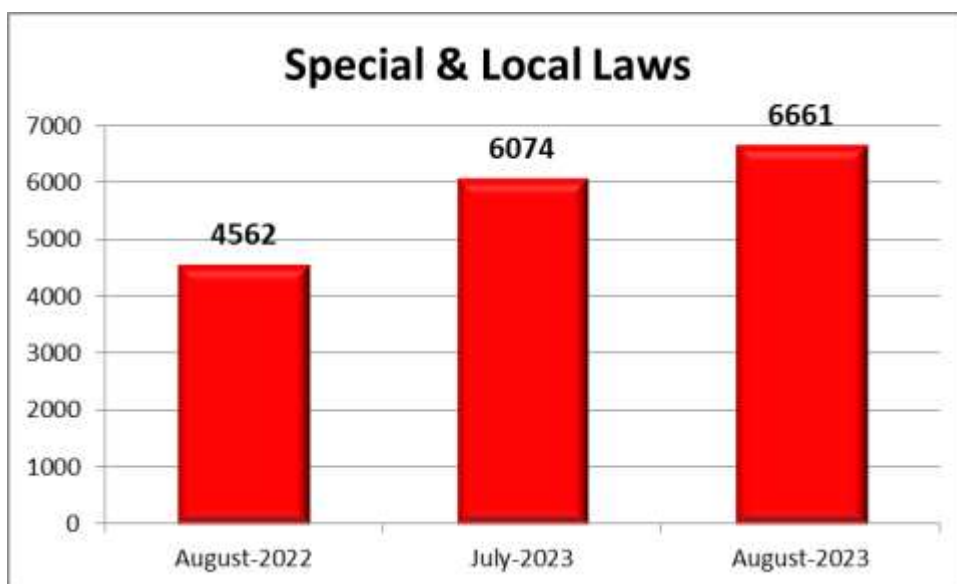


There is an increase in the number of cases reported under this head during the month, when compared to the cases of previous month and to the corresponding month of previous year.

## 8. Special & Local Laws

6661 cognizable cases were registered under Special & Local Laws during the month as against 6074 cases in the previous month and 4562 cases in the corresponding month of previous year.

Month	Year	Special & Local Laws
August	2023	6661
July	2023	6074
August	2022	4562

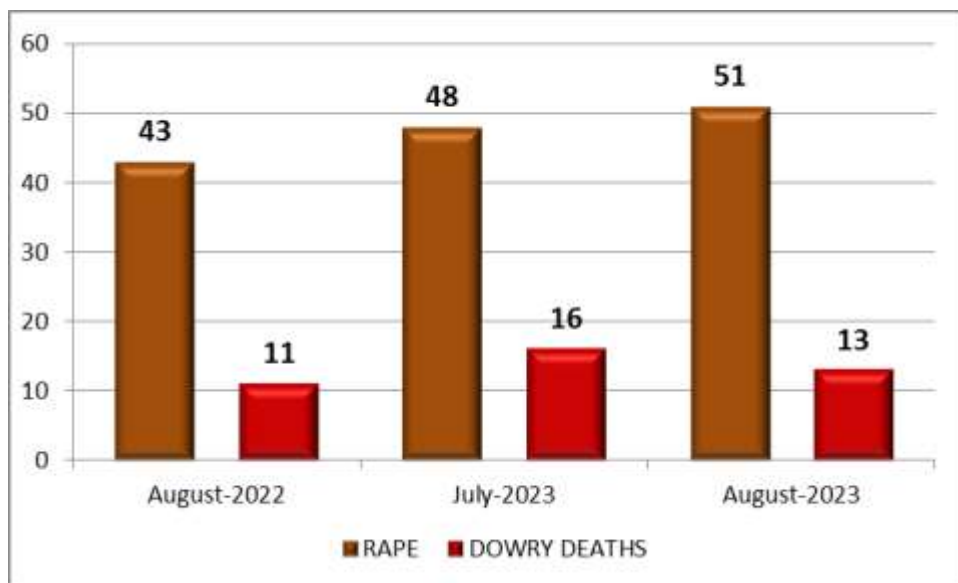


There is an increase in the number of cognizable cases reported during the month under Special & Local Laws when compared to the cases of previous month and to the corresponding month of the previous year.

## 9. Crime against Women (Rape & Dowry Death)

51 cases of Rape have been reported during the month as against 48 cases in the previous month and 43 cases in the corresponding month of previous year. 13 cases of Dowry Death have been reported during the current month, as against 16 cases in the previous month and 11 cases in the corresponding month of previous year. (Note: Other Crimes against Women are mentioned in Page No.22)

Month	Year	Rape	Dowry Death
August	2023	51	13
July	2023	48	16
August	2022	43	11



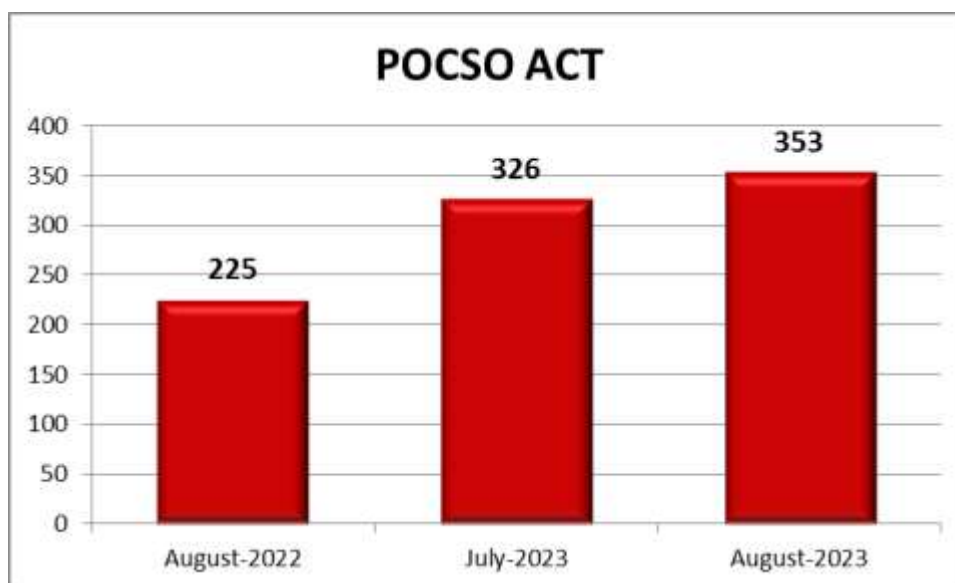
There is an increase in the reported cases under Rape during the current month when compared to the previous month and to the corresponding month of previous year.

There is a decrease in the reported cases of Dowry death during current month when compared to the previous month and an increase when compared to the corresponding month of previous year.

## 10. Protection of Children from Sexual Offences Act (POCSO)

353 cases of POCSO were reported during the current month as against 326 cases in the previous month and 225 in the corresponding month of previous year.

Month	Year	POCSO
August	2023	353
July	2023	326
August	2022	225



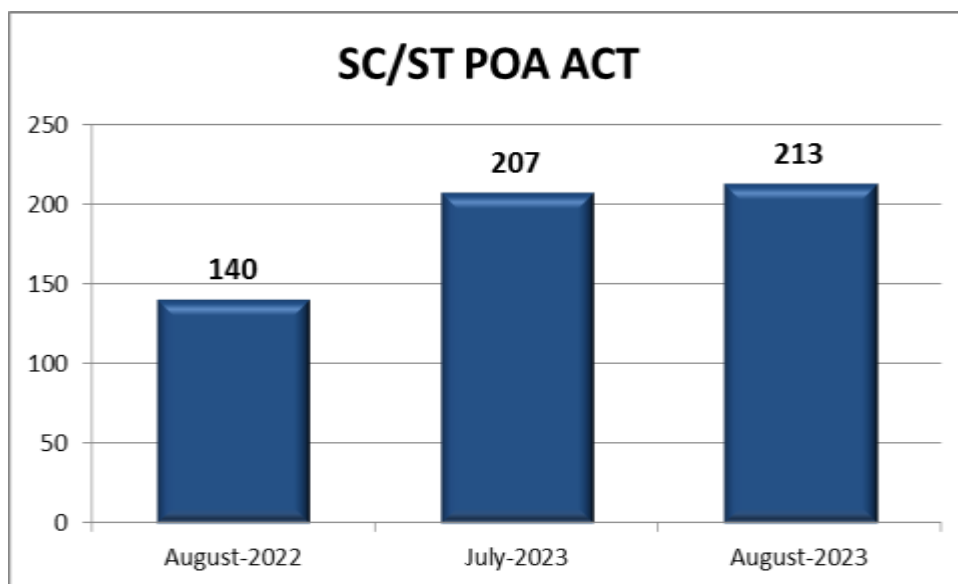
There is an increase in the reported cases under the head POCSO during the current month when compared to the cases of previous month and to the corresponding month of previous year.

### 11. Crimes under SC/ST POA Act

213 cases were reported during the current month under this head as against 207 cases in the previous month and 140 cases in the corresponding month of previous year.

(Details are mentioned at Page No.24)

Month	Year	SC/ST POA Act
August	2023	213
July	2023	207
August	2022	140

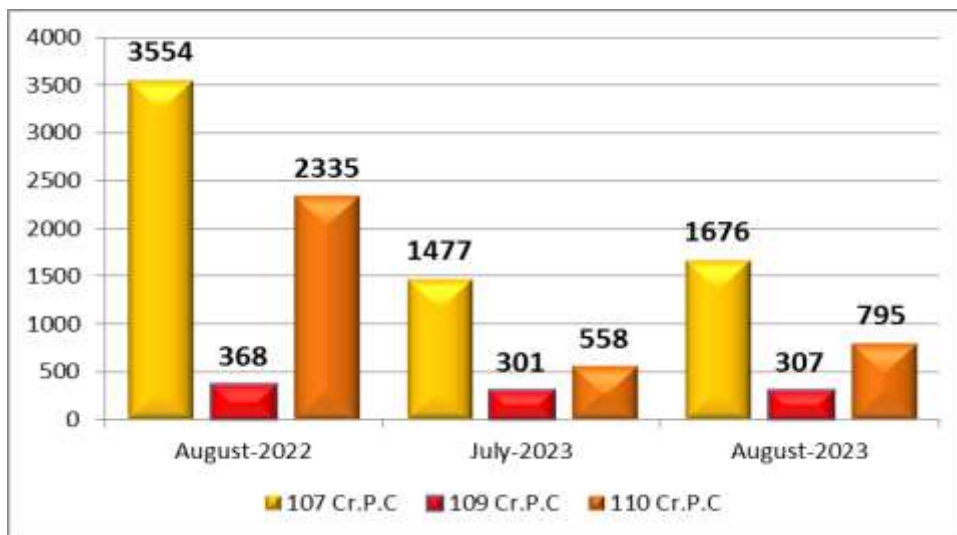


There is an increase in the reported cases under Crime against SC/ST during the current month when compared to the reported cases of previous month and to the corresponding month of previous year.

## 12. Preventive Action Report

1676, 307 & 795 cases u/s 107, 109 & 110 Cr.PC. respectively have been booked during the current month as against 1477, 301 & 558 Preventive Action Report in the previous month and 3554, 368 & 2335 Preventive Action Report in the corresponding month of last year.

Month	Year	Security Cases			Total
		107 Cr.PC	109 Cr.PC	110 Cr.PC	
August	2023	1676	307	795	2778
July	2023	1477	301	558	2336
August	2022	3554	368	2335	6257

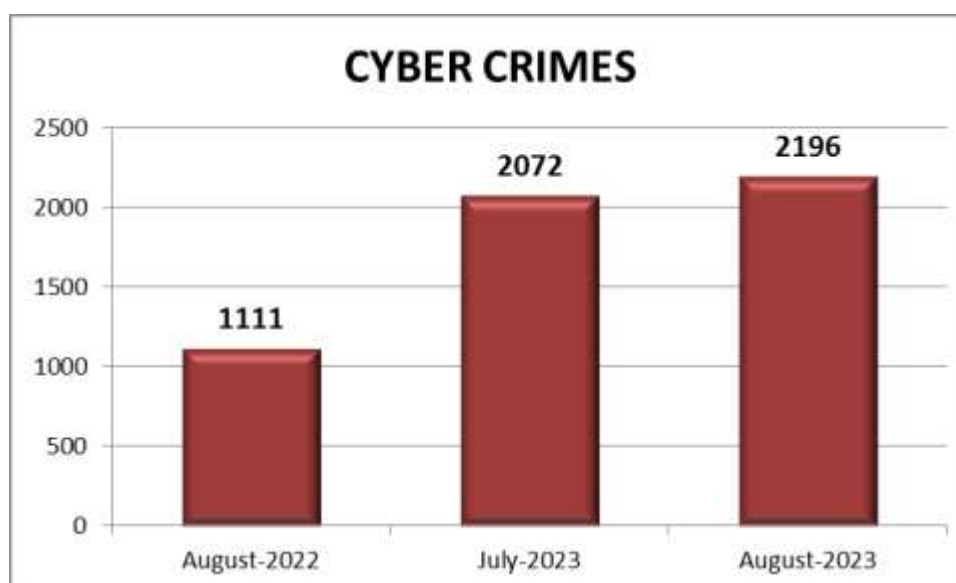


- Under sec 107 Cr.PC. more number of Preventive Action Report have been booked during the current month when compared to the Preventive Action Report of previous month and less when compared to the corresponding month of previous year.
- Under Sec.109 Cr.PC. more number of Preventive Action Report have been booked during the current month when compared to the Preventive Action Report of previous month and less when compared to the corresponding month of previous year.
- Under 110 Cr.PC. more number of Preventive Action Report have been booked during the current month when compared to the Preventive Action Report of previous month and less when compared to the corresponding month of previous year.

### 13. Cyber Crimes (Information Technology Act)

2196 cases were reported during the current month under this head as against 2072 cases in the previous month and 1111 cases in the corresponding month of previous year.

Month	Year	Cyber Crimes
August	2023	2196
July	2023	2072
August	2022	1111

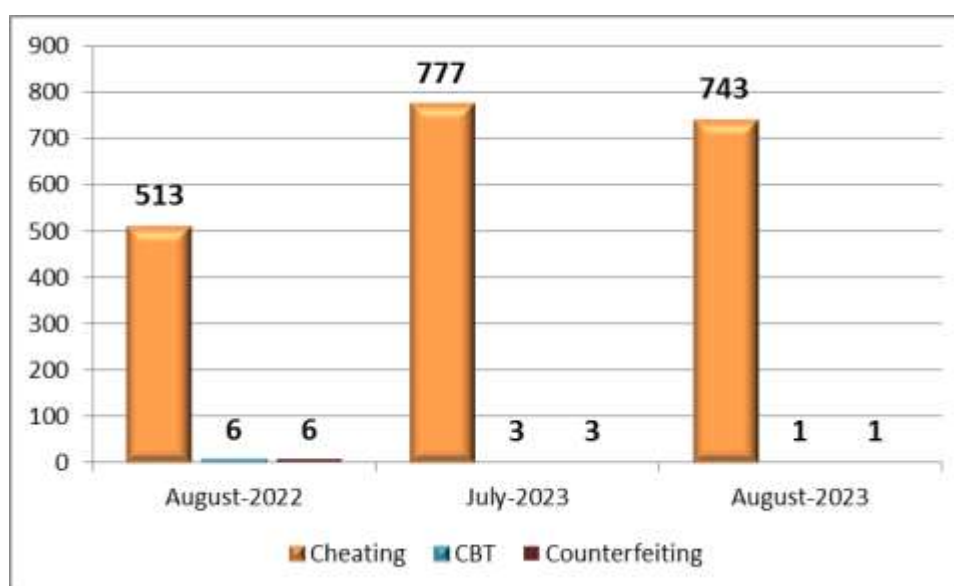


There is an increase in the reported cases under Cyber Crimes during the current month when compared to the reported cases of previous month and to the corresponding month of previous year.

#### 14. Economic Offences (Criminal Breach of Trust, Cheating, Counterfeiting)

783 cases were reported during the current month under Economic Offences (Criminal Breach of Trust-39, Cheating-743 and Counterfeiting-1) as against 835 cases during the previous month and 556 cases in the corresponding month of previous year.

Month	Year	Economic Offences
August	2023	783
July	2023	835
August	2022	556



There is a decrease in the reported cases under economic offences during the current month when compared to the reported cases of previous month and an increase when compared to the corresponding month of previous year.

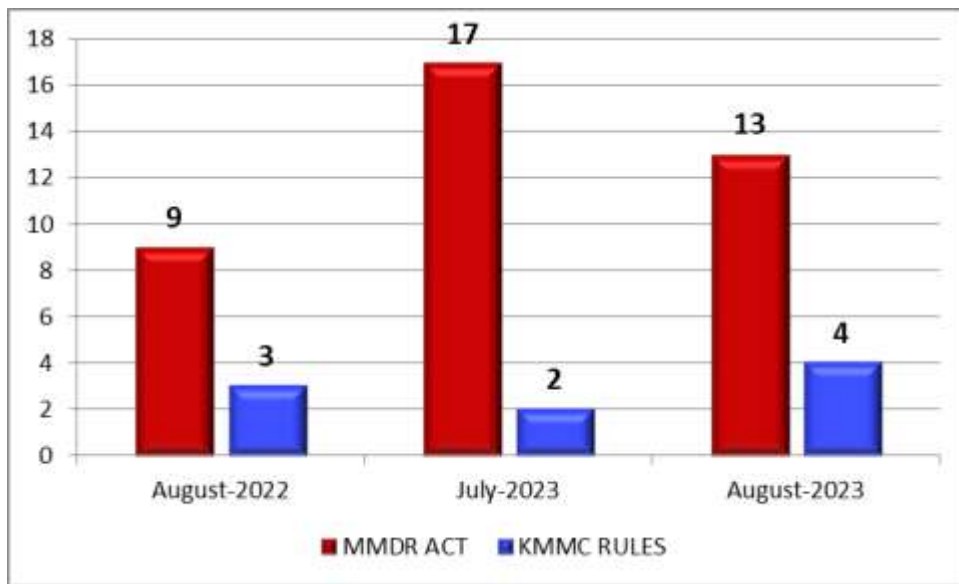


**15. Mines and Minerals (Development & Regulation) Act 1957 & Karnataka Minor Mineral Consistent Rule - 1994**

13 cases of MMDR were reported during the current month under this head as against 17 cases in the previous month and 9 cases in the corresponding month of previous year.

4 cases of KMMCR reported during the current month as against 2 cases in the previous month and 3 cases in the corresponding month of previous year.

Month	Year	MMDR Act	KMMC Rules
August	2023	13	4
July	2023	17	2
August	2022	9	3



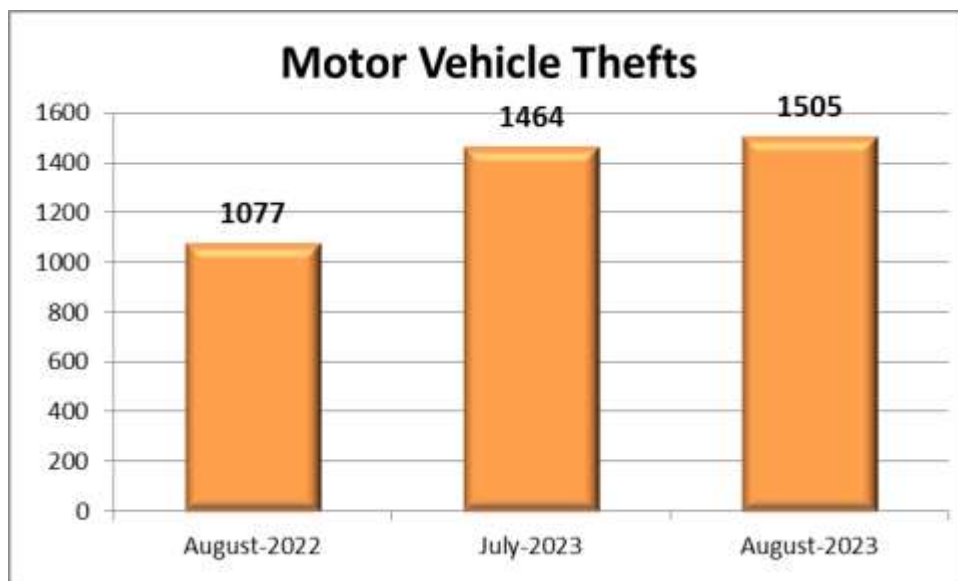
There is a decrease in the reported cases under MMDR during the current month when compared to the reported cases of previous month and an increase when compared to the corresponding month of previous year.

There is an increase in the reported cases under KMMCR during the current month when compared to the reported cases of previous month and to the corresponding month of previous year.

## 16. Motor Vehicles Theft cases

1505 cases were reported during the current month under this head as against 1464 cases in the previous month and 1077 cases in the corresponding month of previous year.

Month	Year	Motor Vehicles Theft Cases
August	2023	1505
July	2023	1464
August	2022	1077

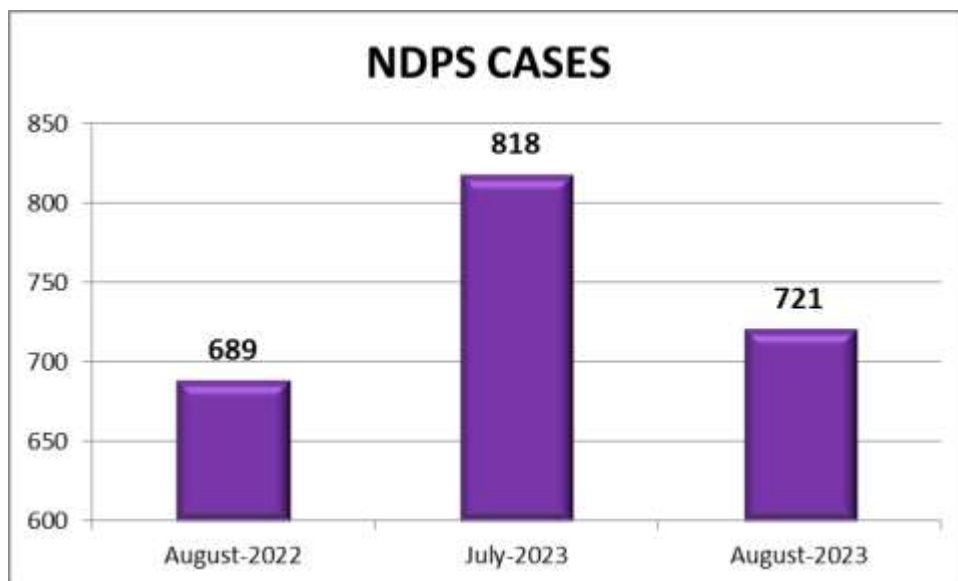


There is an increase in the reported cases under Motor Vehicles Theft cases during the current month when compared to the reported cases of previous month and to the corresponding month of previous year.

## 17. Narcotic Drugs & Pshycotropic Substances (NDPS)

721 cases were reported during the current month under this head as against 818 cases in the previous month and 689 cases in the corresponding month of previous year.

Month	Year	NDPS Cases
August	2023	721
July	2023	818
August	2022	689



There is a decrease in the reported cases under NDPS Cases during the current month when compared to the reported cases of previous month and an increase when compared to the corresponding month of previous year.

\*This Crime Review is based on classification made in Police IT at Police Station level.

\* Crime Review is based on classification made in Police IT on 11/09/2023.

**DISTRICT-WISE REPORTED CASES UNDER VARIOUS HEADS FOR THE MONTH OF AUGUST - 2023 (AS ON 11/09/2023)**

Sl. No.	Crime Head	Bagalkot	Ballari	Belagavi City	Belagavi Dist	Bengaluru city	Bengaluru District	Bidar	Chamarajanagar	Chickballapura	Chikkamagaluru	Chitradurga	Dakshina kannada	Davanagere	Dharwad	Gadag	Hassan	Haveri	Hubballi Dharwad City	K.G.F	Kalaburagi	Kalaburagi City	Karnataka Railways	Kodagu	Kolar	Koppal	Mandya	Mangalooru City	Mysuru City	Mysuru District	Raichur	Ramanagara	Shivamogga	Tumakuru	Udupi	Uttara Kannada	Vijayanagara	Vijayapur	Yadgir	Total	
1	MURDER	2	3	3	4	12	10	1	0	1	4	1	1	2	0	2	5	0	1	1	1	1	0	2	4	2	5	1	2	3	4	3	6	4	0	0	0	10	1	102	
2	DACOITY	2	0	0	1	3	0	0	1	1	0	0	0	0	0	0	0	0	0	0	0	1	0	0	1	0	3	1	0	0	0	0	0	1	0	0	0	0	0	1	16
3	ROBBERY	0	1	1	4	92	4	3	0	3	0	1	2	5	0	2	2	1	1	0	0	4	2	1	2	2	3	1	1	4	0	1	4	4	0	3	0	1	0	155	
3a	CHAIN SNATCHING	0	0	1	1	8	8	2	1	3	0	4	0	1	0	0	1	1	0	0	0	0	1	0	2	0	4	0	1	1	0	1	0	1	0	0	0	0	0	42	
4a	BURGLARY - DAY	7	4	3	3	33	9	5	1	2	4	2	4	3	1	1	6	2	1	1	2	4	0	1	3	2	2	1	0	2	2	5	2	7	3	2	0	4	2	136	
4b	BURGLARY - NIGHT	4	5	9	15	107	22	19	6	6	11	14	10	22	8	8	16	18	6	9	12	9	0	11	8	8	16	7	9	25	2	10	17	16	11	10	6	7	2	501	
5	THEFT	19	62	20	44	1230	189	40	16	45	38	62	19	86	17	24	48	49	29	15	57	38	76	9	55	36	62	19	46	45	60	53	43	91	12	26	40	30	20	2870	
6	RIOTS	4	11	3	20	22	6	10	4	6	6	24	3	15	7	10	10	17	4	4	21	5	0	0	16	11	6	0	0	9	13	3	18	7	5	3	6	13	11	333	
7	CASES OF HURT	10	20	2	34	363	69	43	46	49	49	62	18	36	11	5	65	27	16	16	30	18	3	31	40	13	80	11	24	77	22	63	77	86	8	17	9	42	22	1614	
8	Spl & Local laws	85	131	29	173	2853	136	171	60	119	145	134	42	129	50	66	135	100	110	62	97	78	6	67	58	91	104	137	69	94	139	84	174	179	62	130	148	115	99	6661	
9a	RAPE	1	0	0	1	20	1	0	0	3	1	0	0	2	0	2	1	0	1	0	1	1	0	1	1	1	0	1	0	2	3	0	0	1	2	1	2	0	1	51	
9b	DOWRY DEATHS	0	1	0	0	3	0	1	0	0	0	1	0	0	0	0	0	0	0	0	0	1	0	0	0	1	1	0	0	1	0	0	0	0	0	1	1	1	0	13	
10	POCSO	4	6	2	12	57	11	5	4	15	14	17	10	11	0	4	9	8	4	5	7	1	0	8	7	2	8	4	11	17	6	11	25	15	5	7	5	11	5	353	
11	SC ST & POA Act	3	1	1	13	30	8	2	4	5	4	6	2	13	1	4	10	2	1	2	6	6	0	1	4	6	7	3	1	4	9	7	14	12	2	0	6	7	6	213	
12a	107 Cr.P.C.	27	113	9	149	43	20	71	86	20	45	24	22	20	51	68	78	20	15	12	46	5	0	30	8	44	61	111	16	148	7	15	43	25	25	15	99	44	41	1676	
12b	109 Cr.P.C.	10	4	6	12	24	13	18	6	3	2	3	0	9	5	7	7	3	6	0	11	14	21	1	4	5	16	3	3	12	7	2	1	31	5	6	9	13	5	307	
12c	110 Cr.P.C.	16	0	9	16	258	0	12	25	0	0	0	7	3	3	5	81	2	27	21	8	4	0	0	1	3	22	32	47	0	11	0	1	116	18	1	34	9	3	795	
13	CYBER CRIME	3	7	7	12	1761	63	4	4	22	11	6	7	9	5	5	16	9	55	9	2	3	0	8	9	4	6	13	26	6	2	18	3	36	9	18	3	11	4	2196	
14a	Cr. Br. of Trust	0	1	0	1	10	7	1	0	0	0	1	2	1	0	0	0	0	1	1	0	0	0	1	0	1	0	0	3	0	1	0	0	0	0	6	0	0	1	39	
14b	CHEATING	5	15	9	12	350	49	8	5	17	5	8	9	24	4	3	17	8	9	3	2	7	0	8	6	6	8	15	12	6	4	21	22	19	7	12	14	14	0	743	
14c	COUNTERFEITING	0	0	0	0	1	0	0	0	0	0	0	0	0	0	0	0	0	0	0	0	0	0	0	0	0	0	0	0	0	0	0	0	0	0	0	0	0	0	0	1
15	KMMC	0	0	0	0	0	0	0	0	0	0	0	0	0	0	0	0	0	0	0	0	0	0	0	0	0	0	0	0	0	0	0	0	0	2	0	0	0	0	2	4
15a	MMDR	0	0	0	0	0	0	0	0	0	0	4	0	0	0	0	0	0	0	0	0	1	0	0	0	0	0	0	0	0	0	0	0	0	6	0	0	2	0	0	13
16	Motor vehicles Theft Cases	14	36	14	26	674	133	14	5	32	22	24	3	36	14	13	28	25	17	9	19	23	6	2	41	11	30	8	30	24	15	28	17	64	7	14	9	17	1	1505	
17	NDPS Cases	0	5	0	3	352	14	2	8	3	29	4	13	3	0	0	4	3	17	8	9	7	6	11	2	0	12	91	8	5	0	12	48	10	16	12	0	4	0	721	

**CRIME REVIEW FOR THE MONTH OF AUGUST - 2023 (As on 11/09/2023)**

Sl. No.	Heads of Crime	During the current year upto the end of month under review	During the corresponding month of previous year	During the previous month	During the current month
	<b>A - IPC Crime</b>				
1	<b>Murder (Sec.302/303 IPC)</b>				
	For gain	17	3	0	1
	Over Property Dispute	11	1	1	2
	Due to Personal Vendetta or enmity	24	5	6	3
	Due to Sexual jealousy	14	1	2	2
	For dowry by burning	0	0	0	0
	For dowry by other means	2	1	0	0
	Due to Communalism	1	0	0	0
	Due to Casteism	3	1	0	0
	Witch Craft (Sorcery)	0	0	0	0
	For Human Sacrifice	0	0	0	0
	Due to Terrorism/Naxalism / Extremism	0	0	0	0
	For Political Reasons	0	0	0	0
	Due to Adultery	18	1	1	2
	Civil Disputes	37	4	5	2
	Electoral Gain	0	0	0	0
	Gang Rivalry	1	0	0	0
	Love Intrigue	10	1	1	2
	Professional	1	0	0	1
	Psychopathic/Serial Killer/Lunacy	0	0	0	0
	Rape with Murder	9	1	1	1
	Revenge/Enmity	32	4	8	3
	Sudden Quarrel	76	2	11	3
	Village Dispute	0	0	0	0
	Custodial	0	0	0	0
	Due to Other Causes	627	62	78	80
	<b>Sub Total</b>	<b>883</b>	<b>87</b>	<b>114</b>	<b>102</b>
2	<b>ATTEMPT TO MURDER (Sec. 307 IPC)</b>				
	For Gain	20	4	4	5
	Over Property Dispute	46	7	4	5
	Due to Personal Vendetta or enmity	77	9	10	14
	Due to Sexual jealousy	13	1	1	0
	For Dowry other Means	33	7	3	5
	Dowry By Burning	0	0	0	0
	Due to Communalism	5	1	0	0
	Due to Casteism	3	1	0	1
	Witch Craft (Sorcery)	0	0	0	0
	For Human Sacrifice	1	0	0	0
	Terrorism /Naxalism / Extremism	0	0	0	0
	For Political Reasons	23	2	2	5
	Adultery	6	1	0	0
	Electoral Gain	0	0	0	0
	Gang Rivalry	2	0	0	0
	Love Intrigue	14	3	1	2
	Professional	5	0	1	0
	Rape	0	0	0	0
	Revenge/Enmity	152	20	21	25
	Sudden Quarrel	180	30	28	25
	Village Dispute	5	1	1	1
	Due to Other Causes	1158	152	154	192
	Civil Disputes	212	21	31	32
	<b>Sub Total</b>	<b>1955</b>	<b>260</b>	<b>261</b>	<b>312</b>

Sl. No.	Heads of Crime	During the current year upto the end of month under review	During the corresponding month of previous year	During the previous month	During the current month
3	<b>CULPABLE HOMICIDE NOT AMOUNTING TO MUDER (Sec.304 IPC)</b>				
	For Gain	0	0	0	0
	Over Civil Dispute	0	0	0	0
	Due to Personal Vendetta or enmity	1	0	0	0
	Due to Sexual jealousy	0	0	0	0
	For Dowry	1	0	0	0
	Due to Communalism	0	0	0	0
	Due to Casteism	0	0	0	0
	Witch Craft (Sorcery)	0	0	0	0
	For Human Sacrifice	0	0	0	0
	Terrorism /Naxalism / Extremism	0	0	0	0
	For Political Reasons	0	0	0	0
	Adultery	0	0	0	0
	Property Disputes	0	0	0	0
	Electoral Gain	0	1	0	0
	Gang Rivalry	0	0	0	0
	Love Intrigue	0	0	0	0
	Professional	0	0	0	0
	Sudden Quarrel	2	0	1	0
	Due to Other Causes	44	5	7	11
	<b>Sub Total</b>	<b>48</b>	<b>6</b>	<b>8</b>	<b>11</b>
4	<b>ATTEMPT TO CULPABLE HOMICIDE NOT AMOUNTING TO MURDER (Sec. 308 IPC)</b>				
	For Gain	0	0	0	0
	Over Civil Dispute	1	0	0	0
	Due to Personal Vendetta or enmity	0	0	0	0
	Due to Sexual jealousy	0	0	0	0
	For Dowry	0	0	0	0
	Due to Communalism	0	0	0	0
	Due to Casteism	0	0	0	0
	Witch Craft (Sorcery)	0	0	0	0
	For Human Sacrifice	0	0	0	0
	Terrorism /Naxalism / Extremism	0	0	0	0
	For Political Reasons	3	0	0	0
	Due to Other Causes	20	0	2	3
	Adultery	0	0	0	0
	Property Disputes	1	0	0	0
	Electoral Gain	1	0	0	1
	Gang Rivalry	0	0	0	0
	Love Intrigue	0	0	0	0
	Professional	0	0	0	0
	Sudden Quarrel	4	0	0	2
	<b>Sub Total</b>	<b>30</b>	<b>0</b>	<b>2</b>	<b>6</b>
5	<b>RAPE (Sec.376, 376(A) to 376 (D) IPC)</b>				
	Custodial Rape	0	0	0	0
	Attempt to Commit	8	3	0	0
	By a Gang	7	2	2	1
	By Parents	0	0	0	0
	By Hospital Staff	0	0	0	0
	By Husband During SepARATION	7	0	1	1
	By Neighbours	26	6	5	6
	By Relatives	27	3	2	2
	In Jail Custody	0	0	0	0
	In Remand Home	0	0	0	0
	InCest	0	0	0	0
	Known Person	233	21	27	35
	Unknown Person	6	0	0	0
	Due to Other Causes	75	8	11	6
	On Minor	0	0	0	0

Sl. No.	Heads of Crime	During the current year upto the end of month under review	During the corresponding month of previous year	During the previous month	During the current month
	<b>Sub Total</b>	<b>389</b>	<b>43</b>	<b>48</b>	<b>51</b>
6	<b>KIDNAPPING AND ABDUCTION (Sec.360, 361, 363 to 369 IPC)</b>				
	Missing - Boy	563	60	94	<b>87</b>
	Missing - Girl	1433	108	201	<b>233</b>
	For Ransom - of Children	5	2	1	<b>1</b>
	For Ransom - of Children for Begging	0	0	0	<b>0</b>
	For Ransom - of Women	3	1	1	<b>0</b>
	For Ransom - of Girls for Immoral Purpose	1	0	0	<b>0</b>
	For Ransom - of Others	35	5	6	<b>8</b>
	Procuration of Minor Girls - For Prostitution	0	0	0	<b>0</b>
	Procuration of Minor Girls - Importring of Girl	1	0	0	<b>0</b>
	Procuration of Minor Girls - For other Purpose	6	0	0	<b>0</b>
	Espionage	0	0	0	<b>0</b>
	Intent to Steal From Child	0	0	0	<b>0</b>
	Murder (Homicide)	0	1	0	<b>0</b>
	Obtain Signature Forcibly	0	0	0	<b>0</b>
	Recovering Loan	1	0	0	<b>1</b>
	Settling any Disputes	8	0	2	<b>0</b>
	Unnatural Lust / Illicit Intercourse	0	0	0	<b>0</b>
	Wrongful Confinement	5	1	0	<b>2</b>
	For Exporting	0	0	0	<b>0</b>
	From Lawful Guardianship	1	0	0	<b>0</b>
	For Camel Racing Etc.	0	0	0	<b>0</b>
	To Compel For Marriage	14	2	0	<b>2</b>
	For Slavery	0	0	0	<b>0</b>
	For Stealing From its Person	0	0	0	<b>0</b>
	Others	379	46	60	<b>66</b>
	<b>Sub Total</b>	<b>2455</b>	<b>226</b>	<b>365</b>	<b>400</b>
7	<b>DACOITY (Sec. 395 to 398 IPC )</b>				
	At ATM	0	0	0	<b>0</b>
	At Residential Premises	14	1	0	<b>1</b>
	On Highways	24	3	9	<b>5</b>
	In Trains	1	0	0	<b>0</b>
	At Banks	0	0	0	<b>0</b>
	At Commercial Places / Establishments	5	1	0	<b>0</b>
	On Other Roads	30	4	1	<b>5</b>
	In Other Places	38	4	3	<b>5</b>
	River & Sea	0	0	0	<b>0</b>
	<b>Sub Total</b>	<b>112</b>	<b>13</b>	<b>13</b>	<b>16</b>
7a	<b>Preparation And Assembly for Dacoity</b>	90	28	12	<b>14</b>
8	<b>Robbery (Sec.392 to 394 IPC)</b>				
	At ATM	0	0	0	<b>0</b>
	At Residential Premises	130	17	24	<b>24</b>
	On Highways	65	7	18	<b>10</b>
	In Trains	3	4	0	<b>2</b>
	At Banks	2	0	0	<b>1</b>
	At Commercial Places / Establishments	66	8	9	<b>19</b>
	In Other Places	511	63	107	<b>94</b>
	Chain Snatching	396	61	48	<b>42</b>
	Attempt to Commit	42	6	6	<b>5</b>
	<b>Sub Total</b>	<b>1215</b>	<b>166</b>	<b>212</b>	<b>197</b>
9	<b>BURGLARY - NIGHT (Sec. 380 IPC R/W 453 TO 460, 462 IPC)</b>				
	At Residential Premises	1788	225	234	<b>251</b>
	On Highways	2	0	0	<b>1</b>
	In Trains	0	0	0	<b>0</b>
	At Banks	37	6	6	<b>7</b>
	At Commercial Places / Establishments	582	91	106	<b>113</b>
	In Other Places	462	68	81	<b>86</b>
	Temple Theft	257	31	42	<b>43</b>
	<b>Sub Total</b>	<b>3128</b>	<b>421</b>	<b>469</b>	<b>501</b>

Sl. No.	Heads of Crime	During the current year upto the end of month under review	During the corresponding month of previous year	During the previous month	During the current month
10	<b>BURGLARY - DAY (Sec. 380 IPC R/W 453 TO 460, 462 IPC)</b>				
	At Residential Premises	696	89	121	112
	On Highways	1	0	0	0
	In Trains	0	0	0	0
	At Banks	0	0	0	0
	At Commercial Places / Establishments	28	5	4	2
	In Other Places	49	8	10	16
	Temple Theft	24	2	2	6
	<b>Sub Total</b>	<b>798</b>	<b>104</b>	<b>137</b>	<b>136</b>
	<b>Total Burglary (Burglary Day + Burglary Night)</b>	<b>3926</b>	<b>525</b>	<b>606</b>	<b>637</b>
11	<b>THEFT (Sec.379 to 389 IPC)</b>				
	Of sand	869	57	111	143
	Attempt to commit	38	2	6	6
	At ATM	6	1	1	2
	Of Automobiles - Of Tractors	117	15	10	15
	Communication And Elec. Wire	173	20	23	34
	Of Cattle	271	35	52	66
	Of Cycle	85	13	20	20
	Of Automobiles - Of Lorries/Trucks	104	9	16	18
	Of Automobiles - Of Buses	6	1	0	0
	Of Automobiles - Of Cars / Jeeps	189	23	38	33
	Of Automobiles - Of Two Wheelers	8123	1007	1365	1391
	Of Automobies - of Three Wheelers	198	22	35	48
	Of Accessories of Motor Vehicle	162	30	27	28
	Govt. Vehicle	0	0	0	0
	Electronic Goods (Radio, TV, VCR, Acs, Office Automation Equipments)	1217	200	255	245
	Of Fire Arms	5	0	0	0
	Of Explosives	2	0	0	1
	Of Cultural - Idols	4	2	0	1
	Of Cultural - Painting	2	0	0	1
	Of Cultrual - Others	179	18	26	41
	Cash	453	40	79	82
	Jewellery	918	78	149	143
	Other Items Not Included Above	1283	127	254	265
	In Running Train	38	4	2	1
	Extortion	149	15	30	20
	House Theft	1380	120	229	214
	Servant Theft	281	22	48	52
	<b>Sub Total</b>	<b>16252</b>	<b>1861</b>	<b>2776</b>	<b>2870</b>
12	<b>RIOTS (Sec.141 to 153 IPC)</b>				
	Land Dispute	759	74	113	87
	Employee - Govt.	1	0	0	0
	Labour - Private Sector	2	1	0	0
	Labour - Public Sector	2	0	1	0
	Linguistic	2	0	0	0
	Political	67	6	3	3
	Regional	3	0	0	0
	Sectarian	0	0	0	0
	Students	2	1	0	0
	Tribal	1	0	0	0
	Due to Village Disputes	12	2	1	1
	Communal	4	2	1	0
	Industrial	4	0	0	1
	Caste	5	0	0	1
	Agrarian	2	0	0	0
	Others	1737	191	196	240
	<b>Sub Total</b>	<b>2603</b>	<b>277</b>	<b>315</b>	<b>333</b>
13	<b>OFFENCES AGAINST STATE (Sec. 121 to 130, except 124(A) IPC)</b>	0	0	0	0
14	<b>OFFENCES PROMOTING ENEMITY (Sec. 153(A), 154(B) &amp; 505 IPC)</b>	55	9	3	18
15	<b>CRIMINAL BREACH OF TRUST</b>	319	37	55	39



Sl. No.	Heads of Crime	During the current year upto the end of month under review	During the corresponding month of previous year	During the previous month	During the current month
16	<b>CHEATING (Sec.417 to 420 IPC)</b>	4445	513	777	<b>743</b>
17	<b>COUNTERFEITING (Sec. 231 to 263 (A), 489(A) to 489 (E) IPC )</b>				
	Stock Share, Debenture Certificate	0	0	0	<b>0</b>
	Usage of Counterfeit Stamp	0	0	0	<b>0</b>
	Of Coins (Sec 231 to 254 IPC)	0	0	0	<b>0</b>
	Of Stamps (Sec.255 to 263(A) IPC)	0	0	0	<b>0</b>
	Of Currency Notes And Bank Notes (Sec. 489 (A) to 489 (E) IPC)	18	4	3	<b>1</b>
	Of Others	0	2	0	<b>0</b>
	<b>Sub Total</b>	<b>18</b>	<b>6</b>	<b>3</b>	<b>1</b>
18	<b>FORGERY (Sec. 465, 468, 471, 473, 476, 477 &amp; 477(A) IPC</b>				
	Forgery	237	24	33	<b>36</b>
	Organised (Racket)	1	0	0	<b>0</b>
	Forgery of Passport	0	0	0	<b>0</b>
	Other Forgery	119	12	27	<b>18</b>
	<b>Sub Total</b>	<b>357</b>	<b>36</b>	<b>60</b>	<b>54</b>
19	<b>CASES OF HURT (Sec. 323 to 335 IPC except 328, 332, 333)</b>				
	Acid Attack (326(a))	2	0	0	<b>0</b>
	Attempt to Acid Attack (326(b))	0	0	0	<b>0</b>
	Grievous Hurt	902	128	113	<b>99</b>
	Simple Hurt	10602	1063	1330	<b>1515</b>
	Custodial	1	0	0	<b>0</b>
	<b>Sub Total</b>	<b>11507</b>	<b>1191</b>	<b>1443</b>	<b>1614</b>
20	<b>ADULTERATION (Sec. 272, 273 to 276 IPC)</b>				
	Attempt to Commit	0	0	0	<b>0</b>
	Alcoholic Drink (Liquor)	1	1	0	<b>0</b>
	Cement & Chemical/Fertiliser	0	0	0	<b>0</b>
	Cosmetics	0	0	0	<b>0</b>
	Diesel	0	0	0	<b>0</b>
	Drug/Medicine	1	0	0	<b>1</b>
	Edible Oil	1	0	0	<b>1</b>
	Food Grain	0	0	0	<b>0</b>
	Kerosene	0	0	0	<b>0</b>
	Life Saving Drug	0	0	0	<b>0</b>
	Mobile Oil	0	0	0	<b>0</b>
	Petrol	0	0	0	<b>0</b>
	Petroleum Product	0	0	0	<b>0</b>
	Soft Drinks	0	0	0	<b>0</b>
	Spices	0	0	0	<b>0</b>
	Others	13	2	3	<b>4</b>
	<b>Sub Total</b>	<b>16</b>	<b>3</b>	<b>3</b>	<b>6</b>
21	<b>AFFRAY (Sec. 160 IPC )</b>	377	48	58	<b>80</b>
22	<b>ARSON (Sec. 435, 436, 438 IPC )</b>				
	Agricultural Produce	46	0	2	<b>2</b>
	Attempt to Commit	2	1	1	<b>0</b>
	Boat / Ship	0	0	0	<b>0</b>
	Dwelling House	15	1	1	<b>1</b>
	Educational Institution	0	0	0	<b>0</b>
	Govt. Property	4	0	0	<b>0</b>
	Industrial Establishment	3	0	1	<b>0</b>
	Place of worship	2	0	0	<b>0</b>
	Public Place	12	1	3	<b>2</b>
	Railway Property	0	0	0	<b>0</b>
	Vital Installation	0	0	0	<b>0</b>
	Warehouse (Godown)	2	0	0	<b>0</b>
	Others	100	13	16	<b>14</b>
	<b>Sub Total</b>	<b>186</b>	<b>16</b>	<b>24</b>	<b>19</b>
23	<b>ASSAULT (Sec 356, 357 IPC)</b>				
	Attempt To Commit	2	0	0	<b>0</b>
	On Contractor	0	0	0	<b>0</b>
	On Domestic Servant	0	0	0	<b>0</b>
	On Labourer	1	0	0	<b>0</b>
	On Man (General)	7	1	1	<b>2</b>
	On Man (SC)	0	0	0	<b>0</b>
	On Man (ST)	0	0	0	<b>0</b>
	On Manager/Executive (Other Than Public Servant)	0	0	0	<b>0</b>

Sl. No.	Heads of Crime	During the current year upto the end of month under review	During the corresponding month of previous year	During the previous month	During the current month
	On Member of Clergy (Christian, Budhist, Jain, Sikh)	0	0	0	0
	Member of Legislative Assembly / Council (MLA/MLC)	0	0	0	0
	On Member of Parliament (MP)	0	0	0	0
	On other Dignitaries /Public Figures	2	0	0	0
	On Press	1	0	0	0
	On Professional	2	0	0	1
	On Public Servant	1	0	0	0
	On Student	0	0	0	0
	On Teacher	0	0	0	0
	On Women (General)	8	0	2	0
	On Woman (SC)	0	0	0	0
	On Woman (ST)	0	0	0	0
	<b>Sub Total</b>	<b>24</b>	<b>1</b>	<b>3</b>	<b>3</b>
24	<b>COMMUNAL / RELIGION (Sec. 295 to 297 IPC)</b>				
	Attempt to Commit	1	2	0	0
	Caste Issue	7	0	1	0
	Communal Issue	25	2	8	3
	Linguistic Issue	1	0	0	0
	Political Issue	4	1	0	0
	Racial/Ethnic Issue	0	0	0	0
	Regional Issue	4	1	0	1
	Religious Issue	33	6	3	7
	Sectarian Issue	1	0	0	0
	Others	41	4	2	6
	<b>Sub Total</b>	<b>117</b>	<b>16</b>	<b>14</b>	<b>17</b>
25	<b>CRIMINAL CONSPIRACY (Sec. 120(B), 121(A) IPC)</b>				
	Conspiracy To Wage War	1	0	0	0
	Related to Substantive Offence	1	1	0	0
	Others	16	1	3	2
	<b>Sub Total</b>	<b>18</b>	<b>2</b>	<b>3</b>	<b>2</b>
26	<b>CRIMINAL INTIMIDATION (Sec. 504 to 508 IPC)</b>	1513	145	235	246
27	<b>CRIMINAL MISAPPROPRIATION (Sec. 403, 404 IPC)</b>				
	Attempt to Commit	0	0	0	0
	Bank	0	1	0	0
	Business Establishment	2	0	0	0
	Charitable Organisation	0	0	0	0
	Chitfund Organisation	0	0	0	0
	Co-operative Organisation	0	0	0	0
	Commercial Establishment/Shop	0	0	0	0
	Customs Department	0	0	0	0
	Excise Department	0	0	0	0
	Financial Institution	0	0	0	0
	Income Tax Department	0	0	0	0
	Other Government Organisation	2	0	0	1
	Postal Department	0	0	0	0
	Public Sector Undertakings	0	0	0	0
	Railway Department	0	0	0	0
	Revenue Department	0	0	0	0
	Sales Tax Department	0	0	0	0
	Social Organisation (Aided) (N)	0	0	0	0
	Transport Authority	0	0	0	0
	Trust - Other than religious	0	0	0	0

Sl. No.	Heads of Crime	During the current year upto the end of month under review	During the corresponding month of previous year	During the previous month	During the current month
	Trust - Religious	0	0	0	0
	Others	5	1	0	1
	<b>Sub Total</b>	<b>9</b>	<b>2</b>	<b>0</b>	<b>2</b>
28	<b>CRIMINAL TRESPASS (Sec.447 to 452 IPC)</b>				
	Attempt to Commit	10	0	4	1
	Club	1	0	0	0
	Hostel	1	0	0	0
	Hotel	9	2	2	2
	House	391	38	38	67
	Land	906	74	156	151
	Office	46	3	5	9
	Prohibited Places	11	6	2	2
	Religious Place	11	1	2	1
	Restricted Area	15	3	4	2
	Others	144	18	22	23
	<b>Sub Total</b>	<b>1545</b>	<b>145</b>	<b>235</b>	<b>258</b>
29	<b>CRUELTY BY HUSBAND (Sec. 498(A) IPC)</b>				
	Husband	732	58	113	123
	Husband And Relative(S) in Law	950	115	154	135
	Relative(S) in Law	21	3	4	1
	Dowry Harassment	359	30	45	78
	Prevention of Gaming	0	0	0	0
	<b>Sub Total</b>	<b>2062</b>	<b>206</b>	<b>316</b>	<b>337</b>
30	<b>DOWRY DEATHS (Sec.304(B) IPC)</b>				
	By Husband	7	1	0	1
	By Husband And Relatives In Law	40	6	8	3
	By Relatives in Law	0	0	0	0
	By Burning	2	0	0	1
	By Hanging	43	3	7	7
	By Other Means	5	1	1	1
	<b>Sub Total</b>	<b>97</b>	<b>11</b>	<b>16</b>	<b>13</b>
31	<b>DEATHS DUE TO RASHNESS/NEGLIGENCE (Sec.304(A) IPC)</b>				
	Electrocution	16	2	4	1
	Adulterated Food/Drug	0	0	0	0
	Accident by Air	1	0	0	0
	Boat Accident	0	0	0	0
	Bridge/Dam Collapse	0	0	0	0
	Building Collapse	6	1	0	1
	Caused By Animal	1	0	0	0
	Death Due to Other Cause	49	7	3	5
	Electrocution Accident	39	3	5	4
	Explosion Accident	1	0	0	0
	Fire accident	0	0	0	0
	Gas Leakage Accident	3	0	0	1
	Improper Infrastructure In Construction	52	5	8	10
	Improper Medical Treatment	2	0	0	0
	In Custody of Public Servant	0	0	0	0
	In Jail/Judicial Custody	0	0	0	0
	In Police Custody	0	0	0	0
	Industrial Accident (Factory)	3	0	1	1
	Inflammable Substance	0	0	0	0
	Mine Accident	0	0	0	0
	Poisonous Substance	0	0	0	0
	Quarry Accident	1	0	0	0
	Spurious Liquor (Hooch) Accident	0	0	0	0
	Railway Accident	0	0	0	0
	Others	55	6	8	7
	<b>Sub Total</b>	<b>229</b>	<b>24</b>	<b>29</b>	<b>30</b>
32	<b>MOTOR VEHICLE ACCIDENTS FATAL (Sec.304(A) IPC)</b>				
	National Highways	2570	317	299	286
	State Highways	2101	231	207	222
	Other Roads	2769	280	294	293
	Other Places	119	11	11	11
	<b>Sub Total</b>	<b>7559</b>	<b>839</b>	<b>811</b>	<b>812</b>

Sl. No.	Heads of Crime	During the current year upto the end of month under review	During the corresponding month of previous year	During the previous month	During the current month
33	<b>MOTOR VEHICLE ACCIDENTS NON-FATAL (Sec.279, 337, 338 IPC)</b>				
	National Highways	6809	728	804	<b>853</b>
	State Highways	4893	559	553	<b>600</b>
	Other Roads	9041	988	1164	<b>1212</b>
	Other Places	331	18	46	<b>41</b>
	<b>Sub Total</b>	<b>21074</b>	<b>2293</b>	<b>2567</b>	<b>2706</b>
34	<b>DEATHS-MISCARRIAGE (Sec.312, 313, 314 IPC)</b>				
	Child	5	0	1	<b>1</b>
	Woman	2	0	0	<b>1</b>
	Women and Child	1	0	0	<b>0</b>
	<b>Sub Total</b>	<b>8</b>	<b>0</b>	<b>1</b>	<b>2</b>
35	<b>DEFENCE FORCES OFFENCES RELATING (also relating to desertion) (Sec.131 to 140, except 136 IPC)</b>				
	Air Force	0	0	0	<b>0</b>
	Army	0	0	0	<b>0</b>
	Navy	0	0	0	<b>0</b>
	<b>Sub Total</b>	<b>0</b>	<b>0</b>	<b>0</b>	<b>0</b>
36	<b>ESCAPE FROM LAWFUL CUSTODY AND RESISTANCE (Sec.224, 225, 225(B) IPC)</b>				
	From Jail Custody	9	0	2	<b>2</b>
	From Police Custody	18	3	1	<b>2</b>
	Others	11	1	1	<b>2</b>
	<b>Sub Total</b>	<b>38</b>	<b>4</b>	<b>4</b>	<b>6</b>
37	<b>IMPERSONATION (Sec.170, 171 IPC)</b>				
	Attempt to Commit	3	0	0	<b>1</b>
	Non-Uniformed Authority	3	0	0	<b>0</b>
	Uniformed Authority	2	0	0	<b>0</b>
	<b>Sub Total</b>	<b>8</b>	<b>0</b>	<b>0</b>	<b>1</b>
38	<b>MISCHIEF (Sec.427 to 440 except 434, 435, 436, 438 IPC)</b>	303	30	43	<b>44</b>
39	<b>MOLESTATION (Sec.354 IPC)</b>				
	Attempt to Commit	64	12	6	<b>9</b>
	Private Place	732	59	93	<b>118</b>
	Public Conveyance	11	0	1	<b>2</b>
	Public Place	1469	139	220	<b>202</b>
	Other Places	1979	183	264	<b>301</b>
	<b>Sub Total</b>	<b>4255</b>	<b>393</b>	<b>584</b>	<b>632</b>
40	<b>POISONING-PROFESSIONAL (Sec. 328 IPC)</b>				
	Attempt to Commit	7	3	1	<b>2</b>
	Fatal	0	0	0	<b>0</b>
	Non Fatal	4	4	0	<b>1</b>
	<b>Sub Total</b>	<b>11</b>	<b>7</b>	<b>1</b>	<b>3</b>
41	<b>PORNOGRAPHY (Sec.292 to 294 IPC)</b>				
	Advertisement	0	0	0	<b>0</b>
	Audio Tape	0	0	0	<b>0</b>
	Book	0	0	0	<b>0</b>
	Computer Software	0	0	0	<b>0</b>
	Figures	1	0	0	<b>1</b>
	Film (Blue)	0	0	0	<b>0</b>
	Painting	0	0	0	<b>0</b>
	Pamphlet	0	0	0	<b>0</b>
	Paper	0	0	0	<b>0</b>
	Photography	0	0	0	<b>0</b>
	Poster	0	0	0	<b>0</b>
	Video Film(Blue)	1	0	0	<b>0</b>
	Others	8	0	0	<b>0</b>
	<b>Sub Total</b>	<b>10</b>	<b>0</b>	<b>0</b>	<b>1</b>
42	<b>PUBLIC JUSTICE (Sec.213 to 215 IPC)</b>	1	0	1	<b>0</b>
43	<b>PUBLIC NUISANCE (Sec.291 and 510 IPC)</b>	81	15	4	<b>14</b>

Sl. No.	Heads of Crime	During the current year upto the end of month under review	During the corresponding month of previous year	During the previous month	During the current month
44	<b>PUBLIC SAFETY (Sec.269 to 271, 277, 283, 289 IPC)</b>	7284	398	1371	<b>673</b>
45	<b>OFFENCES AGAINST PUBLIC SERVANTS (Public servant is a victim) (Sec 182-188, 332, 333, 353 IPC)</b>				
	Attempt to Commit	7	1	2	<b>0</b>
	Defence Personnel	3	0	0	<b>0</b>
	Jail Personnel	7	0	1	<b>1</b>
	Judicial Official	3	0	0	<b>2</b>
	Minister	0	0	0	<b>0</b>
	MLA	2	0	0	<b>0</b>
	MP	0	0	0	<b>0</b>
	Nationalised Bank Personnel	1	0	0	<b>1</b>
	Other Elected Member	3	0	0	<b>0</b>
	Other Enforcement Official	3	0	0	<b>1</b>
	Other Govt. Official	295	28	40	<b>34</b>
	Para Military Personnel	1	0	0	<b>0</b>
	Police Personnel	273	40	27	<b>36</b>
	Public Sector Undertaking Official	62	11	11	<b>6</b>
	<b>Sub Total</b>	<b>660</b>	<b>80</b>	<b>81</b>	<b>81</b>
46	<b>OFFENCES BY PUBLIC SERVANTS (EXCEPT CORRUPTION) (Public servant is accused) (Sec.128, 139, 167, 218, 221, 222 IPC)</b>				
	Defence Personnel	0	0	0	0
	Jail Personnel	0	0	0	0
	Judicial Official	0	0	0	0
	Minister	0	0	0	0
	MLA	0	0	0	0
	MP	0	0	0	0
	Nationalised Bank Personnel	0	0	0	0
	Other Elected Member	0	0	0	0
	Other Enforcement Official	0	0	0	0
	Other Govt. Official	3	0	0	1
	Para Military Personnel	0	0	0	0
	Police Personnel	0	0	0	0
	Public Sector Undertaking Official	0	0	0	0
	Others	2	0	0	0
	<b>Sub Total</b>	<b>5</b>	<b>0</b>	<b>0</b>	<b>1</b>
47	<b>NEGLIGENT ACT (Sec.280 to 289, 336 to 338 except 283 IPC)</b>				
	Death Causeed By Electric Shock	49	9	7	<b>6</b>
	Animal -Related	42	2	8	<b>9</b>
	Boat/Vessel - Related	0	0	0	<b>0</b>
	Explosive/Explosive Substances - Related	12	2	1	<b>1</b>
	Inflammable Substance- Related	8	0	1	<b>2</b>
	Machinery - Related	88	6	10	<b>8</b>
	Poisonous Substance - Related	8	0	2	<b>0</b>
	Other - Related	598	156	113	<b>85</b>
	Human - Related	483	29	205	<b>85</b>
	<b>Sub Total</b>	<b>1288</b>	<b>204</b>	<b>347</b>	<b>196</b>
48	<b>RECEIVING OF STOLEN PROPERTY (Sec.411 to 414 IPC)</b>	1	1	0	<b>0</b>
49	<b>SEDITION (Sec. 124A IPC)</b>				
	Attempt to Commit	0	0	0	<b>0</b>
	By Foreigner	0	0	0	<b>0</b>
	By National	0	0	0	<b>0</b>
	By National And Foreigner	0	0	0	<b>0</b>
	<b>Sub Total</b>	<b>0</b>	<b>0</b>	<b>0</b>	<b>0</b>

Sl. No.	Heads of Crime	During the current year upto the end of month under review	During the corresponding month of previous year	During the previous month	During the current month
50	<b>INSULTING MODESTY OF WOMEN (EVE TEASING) (Sec.509 IPC)</b>				
	Attempt to Commit	5	1	0	2
	Office	10	0	1	1
	Public Conveyance	2	0	0	0
	Public Place	29	1	6	5
	Other Places	41	4	10	10
	<b>Sub Total</b>	<b>87</b>	<b>6</b>	<b>17</b>	<b>18</b>
51	<b>SUICIDE (Sec.305, 306, 309 IPC)</b>				
	Dowry	6	0	0	1
	Abetment of Suicide	197	29	34	32
	Other Reasons	220	23	24	26
	Attempt to Commit suicide	99	7	13	19
	<b>Sub Total</b>	<b>522</b>	<b>59</b>	<b>71</b>	<b>78</b>
52	<b>UNNATURAL SEX (Sec.377 IPC)</b>				
	Abetment	0	0	0	0
	Animal	2	0	0	0
	Attempt	0	0	0	0
	Major - Man	3	0	0	0
	Major - Woman	3	1	2	0
	Minor - Boy	1	0	0	1
	Minor - Girl	0	0	0	0
	<b>Sub Total</b>	<b>9</b>	<b>1</b>	<b>2</b>	<b>1</b>
53	<b>WRONGFUL RESTRAINT/CONFINEMENT (Sec.341 to 348 IPC)</b>				
	Attempt to Commit	14	2	4	2
	To Extort Confession	3	0	1	1
	To Extort Property	13	1	1	2
	To settle Dispute	15	0	2	1
	Others	273	33	35	48
	<b>Sub Total</b>	<b>318</b>	<b>36</b>	<b>43</b>	<b>54</b>
54	<b>INFANTICIDE (Sec.315, 316 IPC)</b>				
	Male	0	0	0	0
	Female	0	0	0	0
	<b>Sub Total</b>	<b>0</b>	<b>0</b>	<b>0</b>	<b>0</b>
55	<b>OFFENCES RELATED TO MARRIAGE (Sec.493 to 498 IPC)</b>	33	5	4	4
56	<b>BUYING &amp; SELLING MINOR FOR PROSTITUTION (Sec.372, 373 IPC)</b>	0	0	0	0
57	<b>DOCUMENTS &amp; PROPERTY MARKS (Sec.483 to 489 IPC)</b>				
	Documents	1	0	0	0
	Property	0	0	0	0
	<b>Sub Total</b>	<b>1</b>	<b>0</b>	<b>0</b>	<b>0</b>
58	<b>DEFAMATION (Sec.500 to 502 IPC)</b>				
	Persons	3	0	0	0
	Printed Matter	1	0	0	0
	Others	1	1	0	0
	<b>Sub Total</b>	<b>5</b>	<b>1</b>	<b>0</b>	<b>0</b>
59	<b>ELECTION(Sec.171(E) to 171(1) IPC)</b>				
	Assembly	1016	2	2	1
	Parliament	3	0	1	0
	Other Elected Bodies	31	0	0	1
	<b>Sub Total</b>	<b>1050</b>	<b>2</b>	<b>3</b>	<b>2</b>
60	<b>SLAVERY (Sec.370, 371, 374 IPC)</b>				
	Man	0	0	0	0
	Woman	0	0	0	0
	Boy	0	0	0	0
	Girl	0	0	0	0
	<b>Sub Total</b>	<b>0</b>	<b>0</b>	<b>0</b>	<b>0</b>

Sl. No.	Heads of Crime	During the current year upto the end of month under review	During the corresponding month of previous year	During the previous month	During the current month
61	Attempting to commit offences (Sec.511 IPC)				
	Attempting to commit offences	137	23	21	30
	<b>Sub Total</b>	<b>137</b>	<b>23</b>	<b>21</b>	<b>30</b>
62	<b>ILLEGAL DETENTION (Sec.342 IPC)</b>	0	0	0	0
63	<b>FALSE EVIDENCE (Sec.191 to 205 IPC)</b>	13	1	1	1
64	<b>EXPOSURE AND ABANDONMENT OF CHILD (Sec.317 IPC)</b>				
	Boy	14	2	1	1
	Girl	28	2	5	4
	<b>Sub Total</b>	<b>42</b>	<b>4</b>	<b>6</b>	<b>5</b>
65	<b>OF ABETMENT (Sec.107 to 120 IPC)</b>	5	0	1	1
66	<b>FAILURE TO APPEAR TO COURT (Sec.174, 229A IPC)</b>				
	174 A	47	4	8	5
	229 A	121	27	11	8
	<b>Sub Total</b>	<b>168</b>	<b>31</b>	<b>19</b>	<b>13</b>
67	<b>Concealment of birth by secret disposal of Child</b>				
	Girl	21	2	3	3
	Boy	17	1	3	0
	<b>Sub Total</b>	<b>38</b>	<b>3</b>	<b>6</b>	<b>3</b>
68	<b>ASSAULT OR USE OF CRIMINAL FORCE TO DISROBE WOMEN</b>	9	1	3	0
69	<b>Disobedience to Order Promulgated by Public/Servant</b>				
	By Others	76	1	0	2
	By Private Institution	7	1	0	0
	By Govt. Institution	44	0	2	1
	<b>Sub Total</b>	<b>127</b>	<b>2</b>	<b>2</b>	<b>3</b>
70	<b>Human Trafficking</b>				
	Eunuch	0	0	0	0
	Men	0	0	0	0
	Boy	1	0	0	0
	Women	7	0	1	0
	Girl	0	0	0	0
	<b>Sub Total</b>	<b>8</b>	<b>0</b>	<b>1</b>	<b>0</b>
71	<b>Aadhaar Act</b>				
	Impersonation	0	0	0	0
	Offence by Company	0	0	0	0
	Offence by individual	0	0	0	0
	<b>Sub Total</b>	<b>0</b>	<b>0</b>	<b>0</b>	<b>0</b>
72	<b>Giving false information respecting an offence com</b>				
	Giving false information respecting an offence committed	3	0	0	0
	<b>Sub Total</b>	<b>3</b>	<b>0</b>	<b>0</b>	<b>0</b>
	<b>Total Cognizable Crime Under IPC</b>	<b>98013</b>	<b>10342</b>	<b>14024</b>	<b>13816</b>
	<b>B - SPECIAL &amp; LOCAL LAWS</b>				
1	<b>ANTIQUES (CULTURAL PROPERTY)</b>				
	Antiques & Art Treasures Act 1972	0	0	0	0
	Ancient Monument & Archaeological Sites And Remains Act 1958	2	0	0	0
	<b>Sub Total</b>	<b>2</b>	<b>0</b>	<b>0</b>	<b>0</b>
2	<b>ARMS ACT 1959</b>				
	Country Made - Non Prohibited Bore - In Disturbed Area	7	1	2	1
	Country Made - Non Prohibited Bore - In Other Area	89	10	20	12
	Country Made - Prohibited Bore - In Disturbed Area	6	1	0	3
	Country Made - Prohibited Bore - In Other Area	49	7	8	10
	Factory Made - Non Prohibited Bore - In Disturbed Area	2	0	0	0
	Factory Made - Non Prohibited Bore - In Other Area	18	4	0	1
	Factory Made - Prohibited Bore - In Disturbed Area	0	0	0	0
	Factory Made - Prohibited Bore - In Other Area	24	3	3	3
	<b>Sub Total</b>	<b>195</b>	<b>26</b>	<b>33</b>	<b>30</b>

Sl. No.	Heads of Crime	During the current year upto the end of month under review	During the corresponding month of previous year	During the previous month	During the current month
3	ANIMAL				
	The Karnataka Prevention of Slaughter and Preservation of Cattle Ordinance 2020	129	17	9	<b>11</b>
	Wild Life Preservation Act 1972	0	0	0	<b>0</b>
	Wild Life Protection Act 1972	3	1	0	<b>1</b>
	Prevention of Cruelty to Animals Act 1960	122	12	17	<b>19</b>
	Elephant (Preservation) Act 1879	0	0	0	<b>0</b>
	Cattle Trespass Act 1871	0	0	0	<b>0</b>
	<b>Sub Total</b>	<b>254</b>	<b>30</b>	<b>26</b>	<b>31</b>



Sl. No.	Heads of Crime	During the current year upto the end of month under review	During the corresponding month of previous year	During the previous month	During the current month
4	CINEMATOGRAPHY ACT 1952				
	Films	0	1	0	0
	Video	0	0	0	0
	<b>Sub Total</b>	<b>0</b>	<b>1</b>	<b>0</b>	<b>0</b>
5	CONSUMER				
	Liquified Petroleum Gas Supply & Control Order 2000	38	8	12	6
	Consumer (Protection) Act 1986	6	1	1	1
	Essential Commodities Act 1955	308	91	39	48
	Prevention of Food Adulteration Act 1954	3	1	0	1
	Packaged Commodities (Regulation) order 1975	0	0	0	0
	<b>Sub Total</b>	<b>355</b>	<b>101</b>	<b>52</b>	<b>56</b>
6	COPY RIGHT ACT 1957				
	By Company	98	11	17	12
	By Individual	45	5	10	2
	<b>Sub Total</b>	<b>143</b>	<b>16</b>	<b>27</b>	<b>14</b>
7	CIVIL RIGHTS				
	Protection of Civil Rights Act 1955	12	0	0	1
	<b>Sub Total</b>	<b>12</b>	<b>0</b>	<b>0</b>	<b>1</b>
8	SCHEDULED CASTE AND THE SCHEDULED TRIBES				
	Scheduled Caste	792	85	122	128
	Scheduled Tribes	182	18	22	22
	Scheduled Caste Women	315	27	48	50
	Scheduled Tribes Women	88	10	15	13
	<b>Sub Total</b>	<b>1377</b>	<b>140</b>	<b>207</b>	<b>213</b>
9	CHILDREN ACT				
	Child Labour (Prohibition & Regulation) Act 1986	83	2	11	5
	Child Marriage (Restraint) Act - 1929	99	20	20	9
	Juvenile Justice Act 1986	58	11	9	6
	Probation of offenders Act 1958	1	0	0	0
	Protection of Children from Sexual Offences Act 2012 (POCSO)	0	0	0	0
	<b>Sub Total</b>	<b>241</b>	<b>33</b>	<b>40</b>	<b>20</b>
10	PREVENTION OF CORRUPTION ACT 1988				
	Public Servant - Elected	0	0	0	0
	Public Servant - Gazetted - Central	0	0	0	0
	Public Servant - Gazetted - Defence	0	0	0	0
	Public Servant - Gazetted - Public Sector Undertaking	0	0	0	0
	Public Servant - Gazetted - State	0	0	0	0
	Public Servant - Non-Gazetted - Central	0	0	0	0
	Public Servant - Non-Gazetted - Defence	0	0	0	0
	Public Servant - Non-Gazetted - State	0	0	0	0
	<b>Sub Total</b>	<b>0</b>	<b>0</b>	<b>0</b>	<b>0</b>
11	CUSTOMS				
	Customs Act 1962	0	0	0	0
	Import/Export (Control) Act 1947	0	0	0	0
	<b>Sub Total</b>	<b>0</b>	<b>0</b>	<b>0</b>	<b>0</b>
12	Explosives				
	Explosives Substances Act 1908	18	2	2	1
	Explosives Act 1884	20	1	7	5
	Inflammable Substance Act 1952	0	0	0	0
	<b>Sub Total</b>	<b>38</b>	<b>3</b>	<b>9</b>	<b>6</b>
13	FOREIGN EXCHANGE				
	Smugglers and Foreign Exchange Manipulator Act 1976	0	0	0	0
	Foreign Exchange Regulation Act 1973	0	0	0	0
	Foreign Exchange Regulation Act 1952	0	0	0	0
	<b>Sub Total</b>	<b>0</b>	<b>0</b>	<b>0</b>	<b>0</b>
14	FOREIGNER				
	Foreigners Act 1946	10	3	0	3

Sl. No.	Heads of Crime	During the current year upto the end of month under review	During the corresponding month of previous year	During the previous month	During the current month
	Registration of Foreigners Act 1939	0	0	0	0
	<b>Sub Total</b>	<b>10</b>	<b>3</b>	<b>0</b>	<b>3</b>
15	FOREST				
	Indian Forest Act 1927	2	0	0	1
	Forest (Conservation) Act 1980	6	2	0	0
	<b>Sub Total</b>	<b>8</b>	<b>2</b>	<b>0</b>	<b>1</b>
16	HIJACKING				
	Foreign Aircraft - In India	0	0	0	0
	Foreign Aircraft - Outside India	0	0	0	0
	Indian Aircraft - In India	0	0	0	0
	Indian Aircraft - Outside India	0	0	0	0
	<b>Sub Total</b>	<b>0</b>	<b>0</b>	<b>0</b>	<b>0</b>
17	IMMORAL TRAFFIC				
	Organised	98	16	24	19
	Un-Organised	63	6	10	16
	<b>Sub Total</b>	<b>161</b>	<b>22</b>	<b>34</b>	<b>35</b>
18	BONDED LABOUR SYSTEM	29	1	1	0
19	INDIAN MOTOR VEHICLE	4	0	0	2
20	NARCOTIC DRUGS & PSYCHOTROPIC SUBSTANCES ACT				
	Cultivated/Processed	2584	324	827	414
	Synthetic	1900	230	464	404
	<b>Sub Total</b>	<b>4484</b>	<b>554</b>	<b>1291</b>	<b>818</b>
21	PASSPORT ACT				
	Foreigner	0	0	0	0
	Indian	6	3	0	1
	<b>Sub Total</b>	<b>6</b>	<b>3</b>	<b>0</b>	<b>1</b>
22	REPRESENTATIVE OF PEOPLE ACT 1951 & 1988				
	Assembly	314	0	0	5
	Parliament	0	0	0	0
	Other Elected Bodies	17	0	0	0
	<b>Sub Total</b>	<b>331</b>	<b>0</b>	<b>0</b>	<b>5</b>
23	KARNATAKA POLICE ACT 1963				
	Gambling - Matka (78 Class C)	3205	608	701	543
	Street Gambling (87)	3430	621	579	672
	House Gambling (79 & 80)	158	28	46	38
	Betting	328	11	11	12
	Others	858	24	42	41
	<b>Sub Total</b>	<b>7979</b>	<b>1292</b>	<b>1379</b>	<b>1306</b>
24	PREVENTION OF DAMAGE TO PUBLIC PROPERTY ACT 1984	80	13	12	16
25	POST & TELEGRAPH, TELEGRAPH WIRES (UNLAWFUL POSSESSION) ACT 1980	11	0	1	3
26	OFFICIAL SECURITY RELATED ACTS				
	Official Secrets Act 1923	0	0	0	0
	Essential Services Maintenance Act 1981	0	0	0	0
	<b>Sub Total</b>	<b>0</b>	<b>0</b>	<b>0</b>	<b>0</b>
27	PREVENTION OF TERRORISM ACT (POTA)	0	0	0	0
28	RAILWAYS ACT				
	Indian Railways Act 1989	2	1	0	0
	Railway Property (Unlawful Possession) Act 1966	1	0	1	0
	<b>Sub Total</b>	<b>3</b>	<b>1</b>	<b>1</b>	<b>0</b>
29	UNLAWFUL ACTIVITIES (Prevention) Act 1967	1	1	0	1
30	CRIMES RELATED TO WOMEN				
	Dowry Prohibition	1209	208	214	223
	Commission of SATI (Prevention) Act 1987	1	0	1	0
	Indecent Representation of Women (Prohibition) Act 1986	0	0	0	0
	<b>Sub Total</b>	<b>1210</b>	<b>208</b>	<b>215</b>	<b>223</b>
31	INDIAN LUNACY ACT	0	0	0	0

Sl. No.	Heads of Crime	During the current year upto the end of month under review	During the corresponding month of previous year	During the previous month	During the current month
32	INDIAN ELECTRICITY ACT	15	2	3	1
33	COTPA, CIGARETTES AND OTHER TOBACCO PRODUCTS	709	32	457	102
34	KARNATAKA STATE LOCAL ACTS				
	Karnataka Epidemic Diseases Act 2020	1	0	0	0
	Banning of Unregulated Deposit Schemes Act	0	0	0	0
	The Karnataka Prevention of Dangerous Activities of Bootleggers, Drug-offenders, Gamblers, Goonda Act	0	0	0	0
	Karnataka Cow Slaughters Act	172	62	53	17
	Motor Spirit and High Speed Diesel (Regulation of supply, Distribution and Prevention of Malpractice	0	0	0	0
	Karnataka Prevention of Slaughter and Preservation of Cattle Act 2020	149	35	41	19
	Disaster Management Act 2005	1	0	0	0
	Karnataka Excise Act 1965	6687	726	777	677
	Karnataka Forest Act 1963	38	13	2	6
	Karnataka Education Act 1983 As Amended Upto Date	7	0	0	1
	Karnataka Kerosene Restriction Unuse Act 1956	0	0	0	0
	Karnataka University Act	0	0	0	0
	Karnataka Corruption Act	1	0	1	0
	Karnataka Medical Registration Act 1965	1	0	1	0
	Karnataka Land & Revenue Act 1964 & 2007	14	3	3	2
	Karnataka Kerosene Dealers License Order 1969	0	0	0	0
	Karnataka Society Registration Act	0	0	0	0
	Karnataka Minor Mineral Consistent Rule 1994	33	6	12	2
	Bangalore Development Authority Act	1	0	1	0
	Karnataka Prohibition of Beggery Act 1975	15	0	0	0
	Karnataka Municipalities Act 1964	1	1	0	0
	Karnataka Irrigation Act 1963	3	0	0	0
	Karnataka Fire Force act 1964	3	0	2	1
	Karnataka Consumer Protection Act 1986	0	0	0	0
	Karnataka Lottery Act	43	8	9	6
	Karnataka Weight & Measurement Act	0	0	0	0
	Karnataka Agriculture Marketing Regulation Act	0	0	0	0
	Karnataka Revenue Act	1	0	0	1
	Karnataka Mining Act	6	0	0	0
	Karnataka Betting Tax Act	0	0	0	0
	Karnataka Panchayat Raj Act	0	0	0	0
	Karnataka Open Place Disfigurement Act 1951	274	20	2	3
	Karnataka Right To Information Act 2000 & 2008	0	0	0	0
	Karnataka Urban Development Act 1987	0	0	0	0
	Karnataka Town & City Planning Act 1961	0	0	0	0
	Karnataka Race Betting Act	0	0	0	0
	Karnataka Devadasi's (Prohibition Of Dedication) Act 1982	0	0	0	0
	Cooperative Society Act	1	0	0	0
	Karnataka Entertainment Tax Act 1958	3	1	0	0
	Karnataka Land Acquisition (Prohibition) Act 2007	1	0	0	0
	Karnataka Money Lender Act 1961	3	2	0	1
	Karnataka Stamp Act 1957	0	0	0	0
	Karnataka Prisoners Act 1963 & 1974	24	13	1	2
	Karnataka Private Medical Institution Act 2007	1	0	0	0
	MMRD (Mines & Minerals Regulation Development ) Act 1957	69	4	12	17
	Karnataka Treasure Trove Act 1962	2	0	0	0
	Karnataka Prohibition of Charging Exorbitant Interest Act 2004	6	2	0	1
	Karnataka Ayurvedic And Unani Pract. Regis. & Medical Prac. Misc. Prov. Act	0	0	0	0
	Other Local Acts	119	14	17	9
	Sub Total	<b>7680</b>	<b>910</b>	<b>934</b>	<b>765</b>

Sl. No.	Heads of Crime	During the current year upto the end of month under review	During the corresponding month of previous year	During the previous month	During the current month
35	CYBER CRIME				
	Information Technology Act 2000, 2009	11416	1156	1760	<b>2067</b>
	Sub Total	<b>11416</b>	<b>1156</b>	<b>1760</b>	<b>2067</b>
36	NATIONAL SECURITY ACT	0	0	0	<b>0</b>
37	POCSO				
	Custodial Rape	0	0	0	<b>0</b>
	Gang Rape	5	0	0	<b>1</b>
	Rape with Murder	0	0	0	<b>0</b>
	Rape	1427	180	237	<b>202</b>
	Others	580	71	77	<b>105</b>
	Sub Total	<b>2012</b>	<b>251</b>	<b>314</b>	<b>308</b>
	<b>Total (Item 1 to 36)</b>	<b>38766</b>	<b>4801</b>	<b>6796</b>	<b>6028</b>
<b>C. CRIMES AGAINST WOMEN</b>					
1	Rape (Sec. 376 IPC)				
	1.1 Custodial Rape	0	0	0	<b>0</b>
	1.2 Gang Rape	7	2	2	<b>1</b>
	1.3 other Cases of Rape	382	41	46	<b>50</b>
	Sub Total	<b>389</b>	<b>43</b>	<b>48</b>	<b>51</b>
2	Outraging modesty (Molestation) (sec.354 IPC)	4255	393	584	<b>632</b>
3	Kidnapping & Abduction of Women: (Sec.366 IPC)	102	12	14	<b>13</b>
4	Insulting modesty (Eve-Teasing) (Sec.294 & 509 IPC if victim is a woman)	87	6	17	<b>18</b>
5	Murder for Dowry - by burning (Sec.302 IPC)	0	0	0	<b>0</b>
6	Murder for Dowry - by other means (Sec.302 IPC)	2	1	1	<b>0</b>
7	Murder for other reasons	281	29	34	<b>40</b>
8	Attempt to Commit Murder for dowry by burning (Sec.307 IPC)	0	0	0	<b>0</b>
9	Attempt to Commit Murder for dowry by other means (Sec.307 IPC)	33	7	3	<b>5</b>
10	Attempt to Commit murder for other reasons	565	70	82	<b>91</b>
11	Dowry Death-by burning (Sec.304-B IPC)	2	0	0	<b>1</b>
12	Dowry Death-by other Means (Sec.304(B) IPC)	95	11	16	<b>12</b>
13	Cruelty by Husband or Relatives of Husband (Sec.498-A IPC)	2062	206	316	<b>337</b>
14	Abetment of Suicide (Sec.306 IPC)	100	2	16	<b>12</b>
15	Immoral Traffic (prevention) Act.	196	14	35	<b>35</b>
16	Indecent Representation of Women(Prohibition) Act-1986	0	0	0	<b>0</b>
17	Pornography	3	0	0	<b>1</b>
18	Offences against Public Servants (Sec.182-188-333-353 IPC)	83	6	10	<b>10</b>
19	Offences related to Marriage	26	4	3	<b>4</b>
20	Cyber Crimes	4959	363	760	<b>762</b>
	<b>Total (Item 1 to 20)</b>	<b>13240</b>	<b>1167</b>	<b>1939</b>	<b>2024</b>

Sl. No.	Heads of Crime	During the current year upto the end of month under review	During the corresponding month of previous year	During the previous month	During the current month
<b><u>D.CRIME AGAINST CHILDREN</u></b>					
1	Infanticide/ Foeticide (Sec. 315 & 316 IPC)	0	0	0	<b>0</b>
2	Rape on Minor	0	0	0	<b>0</b>
3	Exposure & abandonment (Sec. 317 IPC)	42	4	6	<b>5</b>
4	Kidnapping & Abduction of Children	1931	195	328	<b>364</b>
4.1	For Ransom - of Children	4	1	1	<b>1</b>
4.2	of Children - for begging	0	0	0	<b>0</b>
4.3	of Girls - Immoral Purpose	1	0	0	<b>0</b>
4.4	With intent to Steal from Child	0	0	0	<b>0</b>
4.5	Lawful Guardianship	1	0	0	<b>0</b>
4.6	Procuration of Minor Girls - For Prostitution	0	0	0	<b>0</b>
4.7	Procuration of Minor Girls - Importing of Girl	1	0	0	<b>0</b>
4.8	Procuration of Minor Girls - For Other Purposes	6	0	0	<b>0</b>
	<b>Sub Total</b>	<b>1944</b>	<b>196</b>	<b>329</b>	<b>365</b>
5	Selling of girls for Prostitution (Sec.372 IPC)	0	0	0	<b>0</b>
6	The Prohibition of Child Marriage Act - 2006	99	20	20	<b>9</b>
7	POCSO Act	2403	225	326	<b>353</b>
8	Death of Children due to miscarriage	8	0	1	<b>2</b>
9	Juvenile Justice Act	58	11	9	<b>6</b>
10	Child Labour (Pro.& Reg.) Act	83	2	11	<b>5</b>
11	Probation of Offenders Act	1	0	0	<b>0</b>
	<b>Total (Item 1 to 11)</b>	<b>4638</b>	<b>458</b>	<b>702</b>	<b>745</b>

Sl. No.	Heads of Crime	During the current year upto the end of month under review	During the corresponding month of previous year	During the previous month	During the current month
<b><u>E. CRIME AGAINST SCHEDULED CASTES / TRIBES BY NON SCs/STs</u></b>					
1	Murder	65	12	8	7
2	Rape	179	36	18	30
3	Kidnapping	33	6	3	4
4	Offences under the Protection of Civil Rights Act.	5	1	0	1
5	Offences under the SC & ST (prevention of Atrocities) Act 1989 (if the victim is SC)	1095	85	178	171
	<b>Total (Item 1 to 5)</b>	<b>1377</b>	<b>140</b>	<b>207</b>	<b>213</b>

### **G. MOTOR VEHICLE ACCIDENTS (DURING AUGUST 2023)**

Sl.No.	Location of Accidents	No. of Cases			No. of Persons		
		Fatal	Non-Fatal	Total	Killed	Injured	Total
1	National Highways	286	853	1139	324	1402	1726
2	State Highways	222	600	822	235	1107	1342
3	Other Roads	304	1253	1557	321	1797	2118
	<b>TOTAL</b>	<b>812</b>	<b>2706</b>	<b>3518</b>	<b>880</b>	<b>4306</b>	<b>5186</b>

1. 812 Fatal cases have been reported in August 2023, on an average 26 fatal cases reported per day.
2. 2706 Non Fatal cases have been reported in August 2023, on an average 87 non fatal cases reported per day
3. Out of 812 fatal cases reported 286 of the cases are on National Highways.
4. Out of 2706 non fatal cases reported 853 of the cases are on National Highways.
5. Out of 880 persons killed in road accidents 324 persons killed in National highways, i.e., 37% persons killed in National highways
6. Out of 4306 persons injured in road accidents 1402 persons injured in National highways, i.e., 33% Persons injured in National highways

**CASES REPORTED UNDER IPC AND SLL DURING THE MONTH  
UNDER REVIEW AND THE CURRENT YEAR**

Column1	Column2	Column3	Column4	Column5	Column6
Sl.No.	DISTRICTS/UNITS	IPC CRIMES		SLL CRIMES	
		During the month under review (Aug-2023)	During the current Year Upto the month under review	During the month under review (Aug-2023)	During the current Year Upto the month under review
	<b>Commissionerates</b>				
1	Bengaluru City	4110	28289	2853	17827
2	Mysuru City	208	1682	69	501
3	Hubballi Dharwad City	171	1163	110	785
4	Mangaluru City	175	1355	137	729
5	Belagavi City	123	1162	29	291
6	Kalaburagi City	175	1443	78	445
	<b>Central Range</b>				
1	Bengaluru Dist	771	4811	136	1260
2	Ramanagara	365	2755	84	798
3	Tumakuru	567	4107	179	1352
4	Kolar	235	1671	58	455
5	Chickballapura	280	1736	119	835
6	K.G.F	90	558	62	366
	<b>Eastern Range</b>				
1	Chitradurga	410	2833	134	1125
2	Davanagere	373	2533	129	808
3	Shivamogga	427	3001	174	1178
4	Haveri	225	1575	100	644
	<b>Western Range</b>				
1	Dakshina Kannada	190	1173	42	304
2	Udupi	160	1479	62	660
3	Chikkamagaluru	252	1989	145	916
4	Uttara Kannada	220	1553	130	721
	<b>Northern Range</b>				
1	Belagavi Dist	396	3230	173	1506
2	Bagalkot	157	1507	85	659
3	Vijayapur	289	2008	115	1004
4	Dharwad	109	840	50	361
5	Gadag	108	823	66	639
	<b>North Eastern Range</b>				
1	Kalaburagi	257	1709	97	777
2	Bidar	272	2062	171	866
3	Yadgir	137	968	99	582
	<b>Southern Range</b>				
1	Mysuru Dist	387	2928	94	692
2	Mandya	480	3354	104	800
3	Chamarajanagar	193	1241	60	515
4	Hassan	443	3326	135	942
5	Kodagu	162	1006	67	393
	<b>Ballari Range</b>				
1	Ballari	235	1303	131	814
2	Koppal	171	1219	91	562
3	Raichur	224	1740	139	1008
36	Vijayanagara	186	1256	148	929
	Karnataka Railways	82	623	6	69
	<b>STATE</b>	<b>13816</b>	<b>98013</b>	<b>6661</b>	<b>45126</b>



**MAJOR HEADS FOR THE MONTH OF AUGUST-2023**

SL.NO.	DISTRICTS/UNITS	MURDER	ATTEMPT TO MURDER	RAPE	DACOITY	ROBBERY	BURGLARY DAY	BURGLARY NIGHT	THEFT	RIOTING	HURT	CRUELTY BY HUSBAND	DOWRY DEATHS	FATAL	NON-FATAL	MOLESTATION	SC/ST	GAMBLING	DP ACT	CYBER CRIME	POCSO	POCSO-RAPE
	<b>Commissionerates</b>																					
1	Bengaluru City	12	64	20	3	100	33	107	1230	22	363	73	3	62	395	124	30	66	92	1761	57	41
2	Mysuru City	2	5	0	0	2	0	9	46	0	24	4	0	9	63	12	1	6	12	26	11	5
3	Hubballi Dharwad City	1	3	1	0	1	1	6	29	4	16	7	0	8	48	8	1	24	0	55	4	1
4	Mangaluru City	1	5	1	1	1	1	7	19	0	11	4	0	14	63	7	3	11	3	13	4	1
5	Belagavi City	3	2	0	0	2	3	9	20	3	2	2	0	9	38	2	1	12	1	7	2	1
6	Kalaburagi City	1	4	1	1	4	4	9	38	5	18	4	1	8	29	7	6	39	8	3	1	0
	<b>Central Range</b>																					
1	Bengaluru Dist	10	13	1	1	12	9	22	189	6	69	24	0	55	164	26	8	9	2	63	11	8
2	Ramanagara	3	7	0	1	2	5	10	53	3	63	7	0	32	91	28	7	14	3	18	11	10
3	Tumakuru	4	19	1	0	5	7	16	91	7	86	3	0	60	160	28	12	51	12	36	15	8
4	Kolar	4	3	1	1	4	3	8	55	16	40	1	0	21	36	8	4	16	1	9	7	7
5	Chickballapura	1	4	3	2	6	2	6	45	6	49	5	0	27	57	19	5	38	0	22	15	12
6	K.G.F	1	5	0	0	0	1	9	15	4	16	2	0	4	13	2	2	5	3	9	5	4
	<b>Eastern Range</b>																					
1	Chitradurga	1	9	0	0	5	2	14	62	24	62	25	1	24	112	33	6	43	2	6	17	14
2	Davanagere	2	15	2	0	6	3	22	86	15	36	11	0	16	50	25	13	59	10	9	11	5
3	Shivamogga	6	14	0	1	4	2	17	43	18	77	6	0	23	105	26	14	34	15	3	25	21
4	Haveri	0	9	0	0	2	2	18	49	17	27	4	0	21	43	5	2	67	7	9	8	7
	<b>Western Range</b>																					
1	Dakshina Kannada	1	5	0	0	2	4	10	19	3	18	7	0	6	57	11	2	4	0	7	10	5
2	Udupi	0	3	2	0	0	3	11	12	5	8	2	0	9	72	2	2	19	1	9	5	2
3	Chikkamagaluru	4	3	1	0	0	4	11	38	6	49	6	0	17	56	19	4	27	2	11	14	9
4	Uttara Kannada	0	6	1	0	3	2	10	26	3	17	7	1	20	62	18	0	48	1	18	7	5
	<b>Northern Range</b>																					
1	Belagavi Dist	4	15	1	1	5	3	15	44	20	34	11	0	36	124	29	13	92	1	12	12	12
2	Bagalkot	2	8	1	2	0	7	4	19	4	10	2	0	28	34	10	3	53	3	3	4	4
3	Vijayapur	10	12	0	0	1	4	7	30	13	42	13	1	25	41	20	7	63	0	11	11	6
4	Dharwad	0	6	0	0	0	1	8	17	7	11	3	0	13	31	1	1	30	0	5	0	0
5	Gadag	2	5	2	0	2	1	8	24	10	5	4	0	10	17	3	4	36	0	5	4	4
	<b>North Eastern Range</b>																					
1	Kalaburagi	1	1	1	0	0	2	12	57	21	30	12	0	29	55	7	6	61	0	2	7	5
2	Bidar	1	4	0	0	5	5	19	40	10	43	9	1	18	63	4	2	106	2	4	5	3
3	Yadgir	1	2	1	1	0	2	2	20	11	22	3	0	12	20	14	6	61	1	4	5	4
	<b>Southern Range</b>																					
1	Mysuru Dist	3	9	2	0	5	2	25	45	9	77	6	1	30	103	18	4	19	0	6	17	12
2	Mandya	5	6	0	3	7	2	16	62	6	80	9	1	34	152	27	7	25	2	6	8	6
3	Chamarajanagar	0	4	0	1	1	1	6	16	4	46	3	0	16	43	16	4	13	1	4	4	2
4	Hassan	5	18	1	0	3	6	16	48	10	65	9	0	39	140	24	10	17	12	16	9	6
5	Kodagu	2	6	1	0	1	1	11	9	0	31	3	0	6	37	10	1	5	0	8	8	7
	<b>Ballari Range</b>																					
1	Ballari	3	4	0	0	1	4	5	62	11	20	14	1	21	35	5	1	63	2	7	6	3
2	Koppal	2	3	1	0	2	2	8	36	11	13	9	1	16	33	4	6	61	0	4	2	0
3	Raichur	4	5	3	0	0	2	2	60	13	22	14	0	18	25	22	9	92	2	2	6	5
4	Vijayanagara	0	6	2	1	0	0	6	40	6	9	9	1	16	39	8	6	93	4	3	5	4
	Karnataka Railways	0	0	0	0	3	0	0	76	0	3	0	0	0	0	0	0	0	0	0	0	0
	STATE	102	312	51	19	197	136	501	2870	333	1614	337	13	812	2706	632	213	1482	205	2196	353	249

**MAJOR HEADS FOR THE YEAR 2023 UPTO AUGUST**

SL.NO.	DISTRICTS/UNITS	MURDER	ATTEMPT TO MURDER	RAPE	DACOITY	ROBBERY	BURGLARY DAY	BURGLARY NIGHT	THEFT	RIOTING	HURT	CRUELTY BY HUSBAND	DOWRY DEATHS	FATAL	NON-FATAL	MOLESTATION	SC/ST	GAMBLING	DP ACT	CYBER CRIME	POCSO	POCSO-RAPE
	<b>Commissionerates</b>																					
1	Bengaluru City	141	376	114	22	529	193	567	6853	93	2262	453	16	547	2712	739	133	482	660	11001	377	263
2	Mysuru City	23	34	11	2	38	11	66	306	0	196	22	2	96	505	47	11	36	126	143	46	26
3	Hubballi Dharwad City	14	32	3	5	15	4	58	165	24	118	70	0	73	289	31	21	244	1	327	29	14
4	Mangaluru City	14	30	12	2	9	8	30	124	10	98	18	1	98	528	48	24	80	18	168	37	19
5	Belagavi City	16	20	6	0	14	18	101	192	53	102	57	0	80	293	30	8	65	5	59	15	10
6	Kalaburagi City	21	34	9	6	46	21	88	343	41	176	56	3	76	246	37	23	187	38	18	17	11
	<b>Central Range</b>																					
1	Bengaluru Dist	43	76	14	6	68	49	163	993	85	420	113	8	426	1198	137	67	126	20	449	78	44
2	Ramanagara	24	50	8	10	21	33	82	341	38	426	36	1	269	812	152	40	133	27	104	72	63
3	Tumakuru	31	87	13	2	50	42	137	516	39	574	47	2	465	1176	220	61	386	81	155	115	69
4	Kolar	29	46	7	2	21	11	26	248	98	279	17	4	144	341	56	39	85	11	42	41	36
5	Chickballapura	12	32	7	3	17	21	60	182	93	298	19	4	211	411	68	20	184	13	140	102	91
6	K.G.F	8	17	4	0	1	8	29	65	17	134	14	2	42	93	22	14	23	14	71	21	18
	<b>Eastern Range</b>																					
1	Chitradurga	20	49	8	0	23	14	81	276	177	374	81	4	303	846	226	33	434	25	34	85	56
2	Davanagere	18	87	9	8	48	15	131	512	93	229	55	5	192	534	154	68	321	50	55	72	51
3	Shivamogga	27	79	2	7	23	11	84	264	114	538	61	2	230	778	208	61	251	80	20	129	105
4	Haveri	7	54	14	6	9	11	97	246	161	197	23	1	172	351	52	23	318	17	58	56	48
	<b>Western Range</b>																					
1	Dakshina Kannada	6	19	7	0	13	12	47	57	28	117	19	0	88	529	29	31	16	3	36	59	31
2	Udupi	7	15	9	1	11	14	54	82	19	121	19	0	155	662	47	23	134	8	86	34	27
3	Chikkamagaluru	26	32	6	2	9	21	70	178	58	379	40	0	163	498	135	60	154	7	56	64	42
4	Uttara Kannada	8	36	10	1	15	12	36	126	40	209	34	2	153	529	115	18	302	10	58	40	29
	<b>Northern Range</b>																					
1	Belagavi Dist	47	84	13	3	22	20	108	362	180	294	78	4	488	897	209	62	613	5	50	75	65
2	Bagalkot	23	63	7	8	11	23	75	159	72	106	15	2	249	326	119	27	216	15	32	44	34
3	Vijayapur	39	63	11	0	2	19	72	239	90	255	84	6	287	391	108	44	390	5	57	65	49
4	Dharwad	13	28	3	0	5	5	44	95	37	82	21	3	160	201	29	23	104	1	28	28	23
5	Gadag	12	22	3	0	8	5	36	125	79	67	26	1	101	142	51	25	233	2	37	29	24
	<b>North Eastern Range</b>																					
1	Kalaburagi	37	35	6	2	6	17	57	236	116	235	67	1	211	400	65	20	293	0	11	36	32
2	Bidar	28	37	2	1	25	20	112	239	90	365	67	2	215	525	40	29	441	12	19	32	23
3	Yadgir	12	18	4	2	3	4	22	160	79	126	24	0	105	185	61	23	244	5	9	23	21
	<b>Southern Range</b>																					
1	Mysuru Dist	21	43	12	4	24	19	144	251	101	585	44	5	300	827	182	45	136	8	21	100	62
2	Mandya	26	55	3	4	34	24	84	346	41	555	65	3	329	1163	208	48	224	21	35	79	47
3	Chamarajanagar	13	27	1	1	14	11	45	79	58	250	17	2	103	325	115	32	83	12	23	49	33
4	Hassan	26	99	7	1	38	29	104	296	60	603	55	4	312	1051	176	59	107	66	75	103	70
5	Kodagu	16	31	6	0	2	16	33	51	1	223	13	0	52	304	37	25	21	5	61	43	32
	<b>Ballari Range</b>																					
1	Ballari	13	37	3	1	9	19	51	252	52	117	60	1	167	226	44	22	367	24	42	25	12
2	Koppal	16	27	10	0	9	17	51	193	46	100	48	3	157	268	49	25	285	1	12	43	38
3	Raichur	26	37	15	2	3	14	44	372	159	159	82	2	177	257	133	55	513	26	15	54	44
4	Vijayanagara	13	42	10	1	0	7	37	187	60	123	43	1	162	254	72	34	376	12	9	84	52
	Karnataka Railways	7	2	0	1	20	0	2	541	1	15	0	0	1	1	4	0	0	0	0	3	3
	STATE	883	1955	389	115	1215	798	3128	16252	2603	11507	2062	97	7559	21074	4255	1377	8607	1434	13621	2403	1716

**KARNATAKA SAKALA SERVICES ACT, 2011 AND (AMENDMENT) ACT, 2014****Unitwise - Month wise Report on Receipts & Disposals - August - 2023**

Police Department has implemented 24 SAKALA Services through PoliceIT Application. The district wise details of received, disposed and overdue status of services for August 2023 as on 31.08.2023 are as under.

SI No	District	No. of SAKALA Receipts during the Month	No. of SAKALA Disposals during the Month	No. of Pendency After due date as on 31.08.2023
1	Bengaluru City	40860	38798	44
2	Belagavi City	2953	3006	70
3	Hubli-Dharwad City	1336	1196	140
4	Mysore City	5467	5068	32
5	Mangalore City	8844	6139	151
6	Bagalkot	1762	2248	4
7	Ballari	1639	1474	43
8	Belagavi	1683	1712	42
9	Bengaluru Rural	3485	3009	216
10	Bidar	1448	1293	0
11	Chamarajanagar	1703	1648	6
12	Chikkaballapura	2101	1925	2
13	Chikkamagaluru	2497	2735	2
14	Chitradurga	1766	1797	5
15	Dakshina Kannada	1000	904	4
16	Davanagere	2794	2875	3
17	Dharwad	1243	1090	146
18	Gadag	760	764	8
19	Hassan	3075	3625	2
20	Haveri	1704	1643	4
21	Kalaburagi	1282	1781	18
22	Kodagu	1210	1121	0
23	Kolar	2006	1983	23
24	KGF	1091	1036	46
25	Koppal	842	829	0
26	Mandya	3650	3187	34
27	Mysuru	2538	2305	11
28	Raichur	1048	1061	12
29	Ramanagara	3023	3042	1
30	Shivamogga	3059	3170	18
31	Tumakuru	3749	3701	10
32	Udupi	2032	2012	0
33	Uttara Kannada	3259	3228	0
34	VijayaNagara	1187	1142	14
35	Vijayapura	2195	2191	3
36	Yadgir	637	1000	60
	<b>Total</b>	<b>120928</b>	<b>115738</b>	<b>1174</b>

**KARNATAKA SAKALA SERVICES ACT, 2011 AND (AMENDMENT) ACT, 2014****Unitwise - Month wise Report on Receipts & Disposals - August - 2023**

**Police Department has implemented 24 SAKALA Services through PoliceIT Application. The Service wise details of received, disposed and overdue status of services for August 2023 as on 31.08.2023 are as under**

<b>Sl. No</b>	<b>Service Name</b>	<b>Stipulated Time</b>	<b>No. of Receipts During the Month</b>	<b>No. of Disposal During the Month as on 31.08.2023</b>
1	Arms License Issue and Renewal Verification	30	0	0
2	Certification of Finger Print	20	4	3
3	Disposal of Petitions	45	36919	32848
4	Issue of copy of FIR to the complainant	1	22467	22465
5	License for Amplified Sound System	3	243	257
6	License for Amusement	15	0	0
7	Missing Report of documents, Mobile phone etc	1	8332	8328
8	No objection to return to India permission in respect of Tibetans	20	0	0
9	No obligation to return to India (NORI) Certificate	20	1	0
10	NOC for Crackers License	7	2	2
11	NoC for Passport Verification	20	798	781
12	NOC for petrol pump,gas agency,hotel,bar etc.	7	3	2
13	NOC for Residencial Permit Extension	7	0	0
14	NOC required for setting up of Petroleum, Diesel and Naphtha, Sale, Transport	21	0	0
15	Permission for Peaceful Assembly and procession	15	0	0
16	Police Clearance Certificate for going abroad (Visa for studies)/ Police Clearance Certificate for Foreign Nationals	20	376	384
17	Police verification Certificate for Coolies/Loader/Class IV Security Staff/ Supervisor at Airport (Individual applicants only)	20	9668	10037
18	Police Verification Certificate for domestic servants/house keeping	20	66	47
19	Police Verification Certificate for Institutions/ Companies	20	113	120
20	Police verification Certificate for Marriage Alliances	20	38	29
21	Police verification Certificate for Training Apprenticeship at Public Undertakings /for trainees/ Workers working on daily wages at Govt. Institutions	20	9610	7308
22	PVC for Central /State Govt. employees if request is received directly by the employee	20	744	829
23	Service Verification	20	31544	32298
24	Temporary Licence for Sale of Crackers	7	0	0
	<b>Total</b>		<b>120928</b>	<b>115738</b>

**Comparitive Crime Statement 17 for the Years 2021, 2022, and 2023**

KARNATAKA STATE	2021														2022														2023 As on 31/08/2023													
	Rep	Fal	Tr	Tru	NI	Con	Dis/ACQ	Com	PT	UI	Un	OD	AB	Rep	Fal	Tr	Tru	NI	Con	Dis/ACQ	Com	PT	UI	Un	OD	AB	Rep	Fal	Tr	Tru	NI	Con	Dis/ACQ	Com	PT	UI	Un	OD	AB			
<b>PART-I (IPC Cases)</b>																																										
Murder	1344	66	28	1251	0	15	83	0	1015	39	49	2	48	1377	67	33	1277	0	1	20	0	1118	85	13	1	39	883	10	20	853	0	0	0	0	484	356	0	0	13			
Attempt to murder	2444	151	9	2284	0	14	133	8	2028	39	35	7	20	2855	144	8	2703	0	7	53	8	2185	419	14	13	4	1955	41	4	1910	0	0	0	0	579	1326	0	3	2			
C.H.Not Amounting to murder	88	8	0	80	0	0	9	0	65	4	0	0	2	93	10	2	81	0	1	1	0	60	17	0	0	2	48	2	0	46	0	0	0	0	8	37	0	0	1			
Dacoity	180	19	3	158	0	0	4	0	131	12	11	0	0	218	17	4	197	0	0	0	0	146	42	9	0	0	115	2	3	110	0	0	0	0	38	72	0	0	0			
Preparation And Assembly For Dacoity	389	0	0	389	0	1	4	0	382	1	1	0	0	293	0	0	293	0	0	3	0	279	11	0	0	0	87	0	0	87	0	0	0	0	49	38	0	0	0			
Robbery	978	34	22	922	0	3	22	1	700	24	170	0	2	1069	44	11	1014	0	1	12	4	723	155	115	4	0	819	8	11	800	0	0	0	0	204	588	8	0	0			
Chain Snatching	664	13	5	646	0	2	11	0	456	14	163	0	0	669	3	8	658	0	1	3	1	426	122	104	1	0	396	2	3	391	0	0	0	0	92	299	0	0	0			
H.B.T by day	805	26	2	777	0	9	14	1	379	19	352	1	2	990	30	0	960	0	3	3	0	396	163	393	2	0	796	12	0	784	0	0	0	0	101	644	39	0	0			
H.B.T by night	4015	40	3	3972	0	38	38	6	1541	86	2257	2	4	4437	41	3	4393	0	19	9	2	1446	756	2156	2	3	3130	10	0	3120	0	0	2	0	291	2542	284	1	0			
House theft	914	52	2	860	0	5	12	6	370	8	455	3	1	1293	64	1	1228	0	4	7	4	399	75	738	1	0	1380	32	0	1348	0	0	0	0	180	926	240	2	0			
Ordinary Theft	15909	379	198	15332	0	410	259	1744	4111	92	8573	122	21	19460	502	298	18660	0	262	113	1399	5155	1284	10309	127	11	14601	285	156	14160	0	61	9	143	1690	9637	2604	14	2			
Cattle thefts	412	5	3	404	0	4	6	24	175	8	185	2	0	478	8	1	469	0	0	5	20	171	60	209	2	2	271	2	2	267	0	0	0	2	29	212	24	0	0			
Receiving stolen Property	1	0	0	1	0	0	0	0	1	0	0	0	0	2	0	0	2	0	1	0	0	0	0	0	1	0	1	0	0	1	0	0	0	0	0	1	0	0	0	0		
Cheating	5422	1626	156	3640	0	12	16	78	1982	948	505	85	14	6409	1522	149	4738	1	9	14	41	1535	2616	472	42	9	4445	355	63	4027	0	0	1	3	217	3743	52	11	0			
Cr.Br.Trust	478	138	8	332	0	0	1	5	179	123	15	9	0	461	95	7	359	0	0	0	2	107	235	8	6	1	319	24	2	293	0	0	0	0	14	279	0	0	0			
C.C.Notes	33	0	0	33	0	0	0	0	16	2	14	1	0	29	0	0	29	0	0	0	0	9	10	10	0	0	18	0	1	17	0	0	0	0	3	13	1	0	0			
<b>Sub Total - PART-I</b>	<b>34076</b>	<b>2557</b>	<b>439</b>	<b>31081</b>	<b>0</b>	<b>513</b>	<b>612</b>	<b>1873</b>	<b>13531</b>	<b>1419</b>	<b>12785</b>	<b>234</b>	<b>114</b>	<b>40133</b>	<b>2547</b>	<b>525</b>	<b>37061</b>	<b>1</b>	<b>309</b>	<b>243</b>	<b>1481</b>	<b>14155</b>	<b>6050</b>	<b>14550</b>	<b>202</b>	<b>71</b>	<b>29264</b>	<b>785</b>	<b>265</b>	<b>28214</b>	<b>0</b>	<b>61</b>	<b>12</b>	<b>148</b>	<b>3979</b>	<b>20713</b>	<b>3252</b>	<b>31</b>	<b>18</b>			
<b>PART-II (IPC Cases)</b>																																										
304(A),IPC	9869	98	18	9753	2	375	614	14	6747	20	853	12	1118	11314	79	19	11216	2	241	170	11	8370	523	884	10	1007	7789	22	22	7745	0	19	6	0	2991	4331	130	4	264			
279,337,338 IPC	25197	199	18	24980	0	15040	297	276	8357	36	834	57	83	28909	214	20	28675	0	13106	196	267	13212	792	981	64	57	21073	51	10	21012	0	2895	17	65	8748	9050	226	4	7			
Rioting	3972	360	5	3607	2	15	419	68	3022	44	25	11	3	3929	345	9	3575	0	10	121	43	2818	548	29	4	2	2603	75	1	2527	0	0	5	5	735	1779	3	0	0			
Hurts	13334	681	16	12638	1	104	1769	433	10027	51	189	34	31	15356	793	21	14542	0	58	756	294	12380	826	182	25	21	11506	293	12	11201	0	9	30	43	5008	6054	52	3	2			
Acid Attack (326(a))	2	1	0	1	0	0	0	0	0	0	1	0	0	7	1	0	6	0	0	0	0	6	0	0	0	0	2	0	0	2	0	0	0	0	1	1	0	0	0			
Kidnapping	2768	2402	40	326	1	3	28	1	179	82	31	1	1	3257	2754	39	464	0	0	13	1	194	230	20	3	1	2458	1326	14	1118	0	0	1	0	52	1061	3	1	0			
304(B) IPC	157	5	0	152	0	0	16	0	135	0	0	0	1	161	13	1	147	0	0	1	0	136	10	0	0	0	97	3	1	93	0	0	0	0	45	48	0	0	0			
498 (A) IPC	2281	215	61	2005	0	5	279	19	1653	26	0	15	8	2789	213	57	2519	0	5	91	11	2159	242	0	6	5	2062	65	29	1968	0	0	2	0	663	1301	0	2	0			
354 IPC Molestation	4914	410	26	4479	0	14	428	37	3911	46	22	10	11	5865	489	24	5352	1	6	188	17	4556	541	30	9	5	4254	138	13	4103	0	0	2	6	1338	2746	7	3	1			
Rape	557	27	29	501	0	1	47	0	433	4	4	10	2	537	41	30	466	0	0	11	0	409	42	0	4	0	389	9	20	360	0	0	0	0	174	185	0	1	0			
353 IPC	1111	48	3	1060	0	23	40	1	928	30	32	4	2	992	38	0	954	0	11	5	1	777	150	5	3	2	660	9	2	649	0	2	0	0	233	411	0	3	0			
Other IPC	15772	1268	53	14451	0	5228	414	361	7366	389	549	90	54	14123	1238	79	12807	0	4229	120	280	5947	1616	540	49	26	15864	406	35	15423	0	3817	9	96	5203	6185	106	3	4			
<b>Sub Total - PART-II</b>	<b>79934</b>	<b>5714</b>	<b>269</b>	<b>73953</b>	<b>6</b>	<b>20808</b>	<b>4351</b>	<b>1210</b>	<b>42758</b>	<b>728</b>	<b>2540</b>	<b>244</b>	<b>1314</b>	<b>87239</b>	<b>6218</b>	<b>299</b>	<b>80723</b>	<b>3</b>	<b>17666</b>	<b>1672</b>	<b>925</b>	<b>50964</b>	<b>5520</b>	<b>2671</b>	<b>177</b>	<b>1126</b>	<b>68757</b>	<b>2397</b>	<b>159</b>	<b>66201</b>	<b>0</b>	<b>6742</b>	<b>72</b>	<b>215</b>	<b>25191</b>	<b>33152</b>	<b>527</b>	<b>24</b>	<b>278</b>			

**Comparative Crime Statement 17 for the Years 2021, 2022, and 2023**

KARNATAKA STATE	2021														2022														2023 As on 31/08/2023													
	Rep	Fal	Tr	Tru	NI	Con	Dis/ACQ	Com	PT	UI	Un	OD	AB	Rep	Fal	Tr	Tru	NI	Con	Dis/ACQ	Com	PT	UI	Un	OD	AB	Rep	Fal	Tr	Tru	NI	Con	Dis/ACQ	Com	PT	UI	Un	OD	AB			
<b>PART-III (SLL Cases)</b>																																										
Arms Act	366	5	1	360	0	6	14	0	321	8	8	2	1	272	8	1	263	0	2	1	0	207	51	1	1	0	195	2	2	191	0	0	0	0	61	130	0	0	0			
Cow Slaughter	541	4	1	536	0	21	7	0	483	8	14	1	2	406	3	1	402	0	5	0	1	328	52	14	2	0	197	3	1	193	0	0	0	0	85	107	1	0	0			
Animal Sacrifice Act	311	11	4	296	0	26	2	2	240	3	19	2	2	462	18	2	442	0	13	1	1	341	60	25	1	0	254	2	1	251	0	4	0	0	90	154	3	0	0			
P.I.T Act	232	2	0	230	0	1	3	0	224	1	1	0	0	240	2	0	238	0	3	0	0	206	28	1	0	0	196	1	1	194	0	0	0	0	60	134	0	0	0			
POCSO	2875	38	88	2749	0	100	839	4	1770	4	6	6	20	3174	52	96	3026	0	45	442	3	2470	30	9	13	14	2403	14	90	2299	0	1	38	0	1465	788	0	4	3			
K.P Act	336	5	0	331	0	135	4	0	185	1	1	4	1	460	5	1	454	0	136	4	1	282	21	2	6	2	916	133	0	783	0	76	1	2	426	269	1	7	1			
E.C Act	472	18	2	452	0	1	13	0	396	32	0	9	1	814	14	3	797	0	3	1	0	563	206	6	17	1	308	1	1	306	0	0	0	0	66	235	0	5	0			
SC/ST/Act	1752	305	48	1399	2	4	181	3	1167	27	5	10	2	2136	374	122	1640	1	5	77	2	1443	97	4	9	3	1377	127	27	1223	0	1	1	0	640	574	3	4	0			
Explosive Act	183	19	0	164	0	17	1	1	111	10	20	3	1	61	3	1	57	0	6	0	0	24	20	7	0	0	38	1	0	37	0	0	0	0	3	33	1	0	0			
N.D.P.S Act	5789	5	0	5784	0	1796	43	10	3904	8	5	4	14	6406	12	4	6390	0	1897	21	8	4313	130	10	8	3	5205	4	2	5199	0	763	2	6	3106	1319	2	0	1			
TADA Act	0	0	0	0	0	0	0	0	0	0	0	0	0	0	0	0	0	0	0	0	0	0	0	0	0	0	0	0	0	0	0	0	0	0	0	0	0	0	0	0		
PCR Act	2	2	0	0	0	0	0	0	0	0	0	0	0	4	1	0	3	0	0	0	0	3	0	0	0	0	12	0	0	12	0	0	0	0	2	10	0	0	0			
R.P.Act	37	6	2	29	0	4	0	0	18	2	5	0	0	6	2	0	4	0	0	0	0	2	2	0	0	0	332	11	6	315	0	13	0	1	115	176	9	1	0			
Children Act	401	45	25	331	0	15	15	1	286	10	1	3	0	356	32	14	310	0	14	5	1	238	49	1	2	0	241	21	8	212	0	2	0	0	53	154	3	0	0			
Sati Act	0	0	0	0	0	0	0	0	0	0	0	0	0	0	0	0	0	0	0	0	0	0	0	0	0	0	0	0	0	0	0	0	0	0	0	0	0	0	0	0		
Cinema Autography Act	0	0	0	0	0	0	0	0	0	0	0	0	0	1	1	0	0	0	0	0	0	0	0	0	0	0	0	0	0	0	0	0	0	0	0	0	0	0	0	0		
Gambling Act	14082	2	2	14078	0	8120	178	81	5595	17	6	68	13	13044	1	0	13043	0	5640	88	61	7123	82	0	41	8	8607	3	1	8603	0	1611	10	30	5262	1684	0	6	0			
Excise Act	7523	1	0	7522	0	3029	329	90	4000	10	6	21	37	8866	0	0	8866	0	3653	179	64	4842	52	2	49	25	7371	1	1	7369	0	1119	17	28	4150	2040	11	3	1			
D.P Act	1883	134	83	1666	0	0	151	20	1421	48	1	24	1	2229	169	55	2005	0	0	49	11	1621	298	0	25	1	1434	22	25	1387	0	0	1	0	315	1067	0	4	0			
Other Special and Local Laws	13020	236	32	12752	0	1867	126	2059	2778	867	4942	98	15	14477	195	17	14265	0	303	20	1415	2038	4774	5692	16	7	16038	49	10	15979	0	161	1	236	1299	13715	564	2	1			
<b>Sub Total - PART-III</b>	<b>49805</b>	<b>838</b>	<b>288</b>	<b>48679</b>	<b>2</b>	<b>15142</b>	<b>1906</b>	<b>2271</b>	<b>22899</b>	<b>1056</b>	<b>5040</b>	<b>255</b>	<b>110</b>	<b>53414</b>	<b>892</b>	<b>317</b>	<b>52205</b>	<b>1</b>	<b>11725</b>	<b>888</b>	<b>1568</b>	<b>26044</b>	<b>5952</b>	<b>5774</b>	<b>190</b>	<b>64</b>	<b>45124</b>	<b>395</b>	<b>176</b>	<b>44553</b>	<b>0</b>	<b>3751</b>	<b>71</b>	<b>303</b>	<b>17198</b>	<b>22589</b>	<b>598</b>	<b>36</b>	<b>7</b>			
<b>PART-IV (Cr.PC)</b>																																										
107 Cr.p.C	0	0	0	0	0	0	0	0	0	0	0	0	0	1	0	0	1	0	0	0	0	1	0	0	0	0	0	0	0	0	0	0	0	0	0	0	0	0	0			
109 Cr.p.c	2	0	0	2	0	1	0	0	1	0	0	0	0	1	0	0	1	0	1	0	0	0	0	0	0	0	0	0	0	0	0	0	0	0	0	0	0	0	0	0		
110 Cr.P.C	1	0	0	1	0	0	0	0	0	0	0	0	0	0	0	0	0	0	0	0	0	0	0	0	0	0	0	0	0	0	0	0	0	0	0	0	0	0	0	0		
145 CR.P.C	0	0	0	0	0	0	0	0	0	0	0	0	0	0	0	0	0	0	0	0	0	0	0	0	0	0	0	0	0	0	0	0	0	0	0	0	0	0	0	0		
151 CR.p.c	0	0	0	0	0	0	0	0	0	0	0	0	0	0	0	0	0	0	0	0	0	0	0	0	0	0	1	0	0	1	0	0	0	0	0	1	0	0	0	0		
41(1)(d) 102 Cr.P.C	84	3	9	72	0	6	0	6	35	0	0	25	0	80	2	16	62	0	6	1	2	31	9	0	12	1	37	0	3	34	0	1	0	0	10	21	0	2	0			
Other Cr.P.C	8	1	1	6	0	2	0	1	2	0	0	1	0	4	1	1	2	0	1	0	0	1	0	0	0	0	1	0	0	1	0	0	0	0	0	0	1	0	0	0		
<b>Sub Total - PART-IV</b>	<b>95</b>	<b>4</b>	<b>10</b>	<b>81</b>	<b>0</b>	<b>9</b>	<b>0</b>	<b>7</b>	<b>38</b>	<b>0</b>	<b>0</b>	<b>26</b>	<b>0</b>	<b>86</b>	<b>3</b>	<b>17</b>	<b>66</b>	<b>0</b>	<b>8</b>	<b>1</b>	<b>2</b>	<b>33</b>	<b>9</b>	<b>0</b>	<b>12</b>	<b>1</b>	<b>39</b>	<b>0</b>	<b>3</b>	<b>36</b>	<b>0</b>	<b>1</b>	<b>0</b>	<b>0</b>	<b>11</b>	<b>22</b>	<b>0</b>	<b>2</b>	<b>0</b>			
<b>Grand Total</b>	<b>163910</b>	<b>9113</b>	<b>1006</b>	<b>153794</b>	<b>8</b>	<b>36472</b>	<b>6869</b>	<b>5361</b>	<b>79226</b>	<b>3203</b>	<b>20365</b>	<b>759</b>	<b>1538</b>	<b>180872</b>	<b>9660</b>	<b>1158</b>	<b>170055</b>	<b>5</b>	<b>29708</b>	<b>2804</b>	<b>3976</b>	<b>91196</b>	<b>17531</b>	<b>22995</b>	<b>581</b>	<b>1262</b>	<b>143184</b>	<b>3577</b>	<b>603</b>	<b>139004</b>	<b>0</b>	<b>10555</b>	<b>155</b>	<b>666</b>	<b>46379</b>	<b>76476</b>	<b>4377</b>	<b>93</b>	<b>303</b>			
<b>PART-V (Missing Cases)</b>																																										
Head Name	Rep	Fal	Tr	Tru	UI	Tra	Untra							Rep	Fal	Tr	Tru	UI	Tra	Untra							Rep	Fal	Tr	Tru	UI	Tra	Untra									
Missing Person	15158	182	16	14956	399	13842	715							17696	162	22	17511	1517	15779	215							13779	104	14	13659	2658	10993	8									
<b>PART-VI (PAR Cases)</b>																																										
Head Name	Rep	Fal	Tr	Tru	UI	OD	BO							Rep	Fal	Tr	Tru	UI	OD	BO							Rep	Fal	Tr	Tru	UI	OD	BO									
PAR (Cr.PC)	22159	0	0	22159	7987	352	13820							41376	0	0	41376	16015	496	24865							37662	0	0	37662	22199	193	15270									

## Aadhaar e-Sign details of FIR for the Month of August 2023

Sl.No	District_Name	FIR Count	FIR eSign Count	FIR %
1	Belagavi District	624	624	100.00
2	Chamarajanagar District	281	281	100.00
3	Udupi District	237	236	99.58
4	Bagalkot District	275	273	99.27
5	Haveri District	363	359	98.90
6	Dharwad District	184	181	98.37
7	Ballari District	386	376	97.41
8	Dakshina Kannada District	254	247	97.24
9	Vijayapur District	446	429	96.19
10	Uttara Kannada District	396	329	83.08
11	Koppal District	288	233	80.90
12	Hubballi Dharwad City	319	229	71.79
13	Gadag District	196	118	60.20
14	KODAGU(Madikeri) District	249	148	59.44
15	Mangalore COP	329	113	34.35
16	Mysuru District	552	139	25.18
17	Davanagere District	584	134	22.95
18	Tumakuru District	830	136	16.39
19	Chickballapura District	458	73	15.94
20	Mandya District	668	104	15.57
21	Kalaburagi City	272	36	13.24
22	Hassan District	629	82	13.04
23	Kalaburagi District	370	46	12.43
24	Bengaluru City	7507	870	11.59
25	Shivamogga District	665	73	10.98
26	Mysuru City	335	32	9.55
27	Raichur District	382	35	9.16
28	SP Railways	90	8	8.89
29	Chikkamagaluru District	433	37	8.55
30	Belagavi City	172	12	6.98
31	Bengaluru District	1031	42	4.07
32	Bidar District	466	17	3.65
33	Chitradurga District	605	22	3.64
34	K.G.F District	168	3	1.79
35	Ramanagara District	518	8	1.54
36	Vijayanagara District	359	4	1.11
37	Kolar District	360	0	0.00
38	Yadgir District	247	0	0.00
<b>TOTAL</b>		<b>22528</b>	<b>6089</b>	<b>27.03</b>

<b>Aadhaar e-Sign details of Chargesheet for the Month of August 2023</b>				
<b>Sl No.</b>	<b>District_Name</b>	<b>Charge sheeted</b>	<b>e-Signed Charge sheeted</b>	<b>Charge sheet %</b>
1	Bagalkot District	254	236	92.91
2	K.G.F District	145	123	84.83
3	KODAGU(Madikeri) District	107	82	76.64
4	Chamarajanagar District	110	83	75.45
5	Belagavi District	152	109	71.71
6	Hubballi Dharwad City	65	46	70.77
7	Dakshina Kannada District	160	107	66.88
8	Davanagere District	56	31	55.36
9	Tumakuru District	80	42	52.50
10	Kolar District	108	51	47.22
11	Ramanagara District	187	79	42.25
12	Mysuru City	158	50	31.65
13	Hassan District	108	27	25.00
14	Mangalore COP	155	37	23.87
15	Bengaluru City	85	19	22.35
16	Mysuru District	395	58	14.68
17	Bengaluru District	223	29	13.00
18	Mandya District	89	10	11.24
19	Kalaburagi City	159	12	7.55
20	Shivamogga District	279	15	5.38
21	Gadag District	185	9	4.86
22	Raichur District	126	6	4.76
23	Uttara Kannada District	227	8	3.52
24	Haveri District	2500	69	2.76
25	Chickballapura District	55	1	1.82
26	Chitradurga District	337	5	1.48
27	Udupi District	70	1	1.43
28	Chikkamagaluru District	260	3	1.15
29	Vijayapur District	195	2	1.03
30	SP Railways	217	1	0.46
31	Dharwad District	253	0	0.00
32	Ballari District	189	0	0.00
33	Koppal District	203	0	0.00
34	Kalaburagi District	46	0	0.00
35	Belagavi City	322	0	0.00
36	Bidar District	18	0	0.00
37	Vijayanagara District	142	0	0.00
38	Yadgir District	157	0	0.00
<b>TOTAL</b>		<b>8577</b>	<b>1351</b>	<b>15.75</b>



**Vehicle Log Details For The Month Of August-2023**

Chief Office

As On: 14/09/2023

S.No.	District/Unit Name	Actual Strength	Log Entered Vehicles For The Month	Log Not Entered Vehicles For The Month	Remarks
1	Bagalkot	168	168	0	
2	Ballari	168	168	0	
3	Belagavi City	210	209	1	
4	Belagavi Dist	284	283	1	
5	Bengaluru City	3,071	2,373	698	
6	Bengaluru Dist	208	151	57	
7	Bidar	225	224	1	
8	Chamarajanagar	120	120	0	
9	Chickballapura	136	136	0	
10	Chikkamagaluru	246	246	0	
11	Chitradurga	187	118	69	
12	Coastal Security Police	42	25	17	
13	Dakshina Kannada	178	177	1	
14	Davanagere	206	197	9	
15	Dharwad	120	120	0	
16	Gadag	164	141	23	
17	Hassan	190	190	0	
18	Haveri	146	143	3	
19	Hubballi Dharwad City	256	233	23	
20	K.G.F	99	99	0	
21	Kalaburagi	209	113	96	
22	Kalaburagi City	160	156	4	
23	Karnataka Railways	92	89	3	
24	Kodagu	145	131	14	
25	Kolar	176	140	36	
26	Koppal	178	178	0	
27	Mandya	231	230	1	
28	Mangaluru City	214	158	56	
29	Mysuru City	247	208	39	
30	Mysuru Dist	219	219	0	
31	Raichur	177	177	0	
32	Ramanagara	203	166	37	
33	Shivamogga	240	237	3	
34	Tumakuru	298	217	81	
35	Udupi	208	208	0	

S.No.	District/Unit Name	Actual Strength	Log Entered Vehicles For The Month	Log Not Entered Vehicles For The Month	Remarks
36	Uttara Kannada	221	221	0	
37	Vijayanagara	137	136	1	
38	Vijayapur	219	217	2	
39	Yadgir	144	89	55	
40	Forest Cell	47	28	19	
41	CID	211	138	73	
42	ISD Bengaluru	75	66	9	
43	State INT	721	529	192	
44	APTS Yelahanka	16	1	15	
45	Battalion I - Bangalore	64	40	24	
46	Battalion II - Belgaum	33	29	4	
47	Battalion III - Bangalore	48	47	1	
48	Battalion IV - Bangalore	42	25	17	
49	Battalion IX - Bangalore	29	28	1	
50	Battalion V - Mysore	36	33	3	
51	Battalion VI - Gulbarga	39	37	2	
52	Battalion VII - Mangalore	33	32	1	
53	Battalion VIII - Shimoga	39	34	5	
54	Battalion X - Haveri	40	26	14	
55	Battalion XI - Hassan	45	45	0	
56	Battalion XII Tumakuru	39	39	0	
57	Central Range	6	2	4	
58	Centre for Counter Terrorism	44	21	23	
59	Chief Office	126	46	80	
60	COMMANDANT MOUNTED	20	20	0	
61	Eastern Range	3	3	0	
62	FPB Unit	19	0	19	
63	FSL Madiwala	20	11	9	
64	I.R.B. Vijayapura	40	20	20	
65	IGP TRAINING	8	7	1	
66	IIIrd BN KSISF	27	26	1	
67	IIInd BN KSISF	25	23	2	
68	IRB Munirabad	50	46	4	
69	ISD	142	127	15	
70	Ist BN KSISF	43	43	0	
71	Kalaburgi Range	4	3	1	
72	KPA Mysore	29	29	0	
73	KSPTS Channapatna	20	20	0	
74	KSPTS Khanapur	21	21	0	

S.No.	District/Unit Name	Actual Strength	Log Entered Vehicles For The Month	Log Not Entered Vehicles For The Month	Remarks
75	KSRP PTS BELAGAVI	18	16	2	
76	KSRP Training Munirabad	12	11	1	
77	PDMS Yelahanka	28	24	4	
78	PTC Gulbarga	37	25	12	
79	PTS Aimangala	18	18	0	
80	PTS Dharwad	19	17	2	
81	PTS Hassan	19	0	19	
82	PTS Kaduru	15	15	0	
83	PTS Mysuru	19	19	0	
84	PTS Thanisandra	19	0	19	
85	RFSL Ballari	5	1	4	
86	RFSL Belgaum	9	2	7	
87	RFSL Davanagere	8	8	0	
88	RFSL Gulbarga	8	4	4	
89	RFSL Hubballi	6	0	6	
90	RFSL Mangalore	12	5	7	
91	RFSL Mysore	9	6	3	
92	SCRB	49	49	0	
93	Southern Range	9	9	0	
94	Special Task Force	8	0	8	
95	State Wireless	81	80	1	
96	TTI Bangalore	5	4	1	
97	Western Range	2	0	2	
	<b>Grand Total</b>	<b>12761</b>	<b>10769</b>	<b>1992</b>	

### Sevasindhu Statistics for the Month of August 2023

Sl.No	Service Name	Received	Disposed	Pending
1	Job / Service Verification	30585	26774	3811
2	Police Verification Certificate(PVC) for Central/State Govt employees if request is received directly by the employee / By Concerned Department	857	724	133
3	Police Clearance Certificate for going abroad (Visa for studies)/ Police Clearance Certificate for Foreign Nationals	374	351	23
4	Police verification Certificate for Coolies/Loader/Class IV Security Staff/ Supervisor at Airport (Individual applicants only)	9577	8392	1185
5	Police Verification Certificate for domestic servants/house keeping	60	41	19
6	Police Verification Certificate for Institutions/ Companies	95	78	17
7	Police verification Certificate for Marriage Alliances	35	32	3
8	Police verification Certificate for Training Apprenticeship at Public Undertakings /for trainees/ Workers working on daily wages at Govt. Institutions	9592	8497	1095
9	Amplified Sound System	0	0	0
10	Missing Report of documents, Mobile phone etc	651	124	527
11	Disposal of petitions	39	6	33
12	Locked Home Details	0	0	0
13	Senior Citizen Registration	280	0	280
14	Complaint Registration	181	8	173
15	License for Amusement	0	0	0
16	No obligation to return to India (NORI) Certificate	0	0	0
17	NOC for petrol pump,gas agency,hotel,bar etc.	2	0	2
18	Permission for Peaceful Assembly and procession	0	0	0
19	Application for Temporary License for Sale of Crackers	0	0	0
20	NOC for setting up of Petroleum, Diesel and Naphtha sale and transport	0	0	0
<b>Total</b>		<b>52328</b>	<b>45027</b>	<b>7301</b>

Unitwise Statistics of cases Booked under COTPA Act 2003 for the month of August- 2023							
Sl. No.	Unit / District	Section 4	Section 5	Section 6A	Section 6B	Section 7	Total Fine Amount Collected
(1)	(2)	(3)	(4)	(5)	(6)	(7)	(8)
<b>I</b>	<b>Commissionerate</b>						
1	Bengaluru City	3447	5	5	20	9	572400
2	Mysuru City	195	0	0	0	0	23900
3	Hubli-Dharwad City	47	0	0	0	0	6100
4	Mangaluru City	1599	0	0	0	0	91645
5	Belagavi City	681	0	0	0	0	45750
6	Kalburgi City	35	0	0	0	0	7000
<b>II</b>	<b>Central Range</b>						
1	Bengaluru Dist.	446	0	0	0	0	49100
2	K.G.F.	443	0	0	0	0	30500
3	Kolar	254	0	0	0	0	23900
4	Tumakuru	100	0	0	0	0	16500
5	Chickballapura	85	0	0	0	0	8600
6	Ramanagara	193	0	0	0	0	20200
<b>III</b>	<b>Eastern Range</b>						
1	Chitradurga	488	0	0	0	0	28040
2	Davanagere	205	0	0	0	0	21350
3	Shivamogga	655	0	0	0	0	60100
4	Haveri	145	0	0	0	0	13200
<b>IV</b>	<b>Western Range</b>						
1	Chickmagalur	136	0	0	0	0	17900
2	D.K.	222	0	0	0	0	24150
3	Udupi	162	0	0	0	0	20750
4	U.K.	284	0	0	0	0	38400
<b>V</b>	<b>Northern Range</b>						
1	Bagalakote	10	0	0	0	0	1000
2	Belagavi dist.	1021	0	0	0	0	107100
3	Vijayapura	193	18	0	22	0	37500
4	Dharwad	0	0	0	0	0	0
5	Gadag	3	0	0	0	0	300
<b>VI</b>	<b>North Eastern Range</b>						
1	Bidar	0	0	0	0	0	0
2	Kalagurgi	117	0	0	0	0	18000
3	Yadgiri	345	0	0	0	0	29950
<b>VII</b>	<b>Southern Range</b>						
1	Chamarajanagar	958	0	0	0	0	57400
2	Hassan	120	0	0	0	0	9500
3	Kodagu	104	0	0	0	0	12750
4	Mandya	546	0	0	0	0	44050
5	Mysuru Dist.	69	0	0	0	0	5650
<b>VIII</b>	<b>Ballari Range</b>						
1	Ballari	717	0	0	0	0	71500
2	Vijayanagara	992	0	0	0	59	21400
3	Koppal	113	0	0	0	0	11300
4	Raichur	1127	0	0	0	0	125700
<b>IX</b>	<b>Karnataka Railways</b>	48	0	0	0	0	6200
<b>Total</b>		<b>16305</b>	<b>23</b>	<b>5</b>	<b>42</b>	<b>68</b>	<b>1678785</b>