

**GOVERNMENT OF KARNATAKA
POLICE DEPARTMENT**



CRIME REVIEW

AND

PERFORMANCE OF UNITS UNDER

CCTNS PROJECT

OCTOBER – 2023

POLICE 

POLICE COMPUTER WING &
STATE CRIME RECORDS BUREAU

7TH Floor, M.S. Building,
Dr.B.R.Ambedkar Road,
Bengaluru – 560001.

email:adgppcw@ksp.gov.in

I N D E X

Sl. No.	C O N T E N T S	Page No.
1	Crime Review on – 1) Murder 2) Dacoity 3) Robbery 4) Burglary 5) Theft 6) Riots 7) Hurt 8) Spl. & local laws 9) Crime against Women 10) POCSO 11) SC & ST POA Act 12) Security cases 13) Cyber Crimes 14) Economic Offences & 15) MMDR & KMMCR 16) Motor Vehicles Theft Cases 17) NDPS Cases	1-17
2	District-wise Reported cases under various heads for the month of October – 2023	18
3	Crime Statistics – IPC Crimes	19-29
4	Crime Statistics – Special & Local laws	29-34
5	Crime Statistics – Crime against Women	34
6	Crime Statistics – Crime against Children	35
7	Crime Statistics – Crime against SC & ST	36
8	Crime Statistics – Road Accidents	37
9	Commissionerate & Range Wise IPC & SLL Cases	38
10	Commissionerate & Range Wise Major heads Cases	39 & 40
11	Unit-wise report on Receipts & Disposals under SAKALA services	41-42
12	Comparative Crime Statement – 17	43-44
13	e-Sign details – FIR & Chargesheet	45-46
14	Police IT MT Module log book details	47-49
15	Seva Sindhu – October month report	50
16	District Wise COTPA Statistics	51

CRIME REVIEW FOR THE MONTH OF OCTOBER – 2023

1. Murder

As per the review for the month 112 cases of Murder were reported (No case of Murder for gain) as against 93 Murder cases (No case of Murder for gain has been reported) in the previous month & 126 Murder cases (4 cases of Murder for gain) in the corresponding month of previous year.

Month	Year	Murder for gain	Other Murders	Total Murder
October	2023	0	112	112
September	2023	0	93	93
October	2022	4	122	126

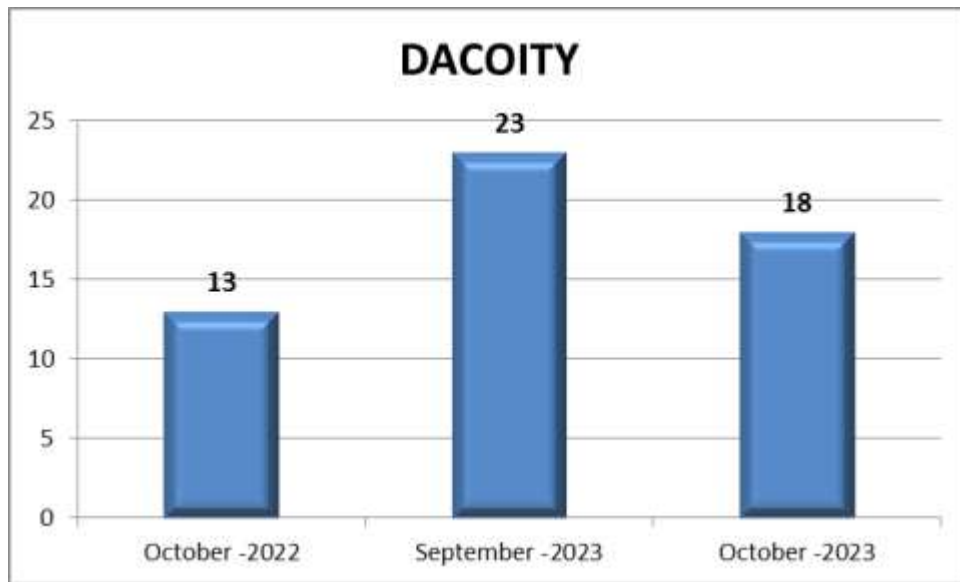


There is an increase in the reported cases of Murder during the current month when compared to the cases of previous month and a decrease when compared to the corresponding month of previous year.

2. Dacoity

13 cases of Dacoity were reported during the current month as against 23 cases in the previous month and 18 cases in the corresponding month of previous year.

Month	Year	Dacoity Cases
October	2023	13
September	2023	23
October	2022	18



There is a decrease in the reported cases of Dacoity during the current month when compared to the cases of previous month and to the corresponding month of previous year.

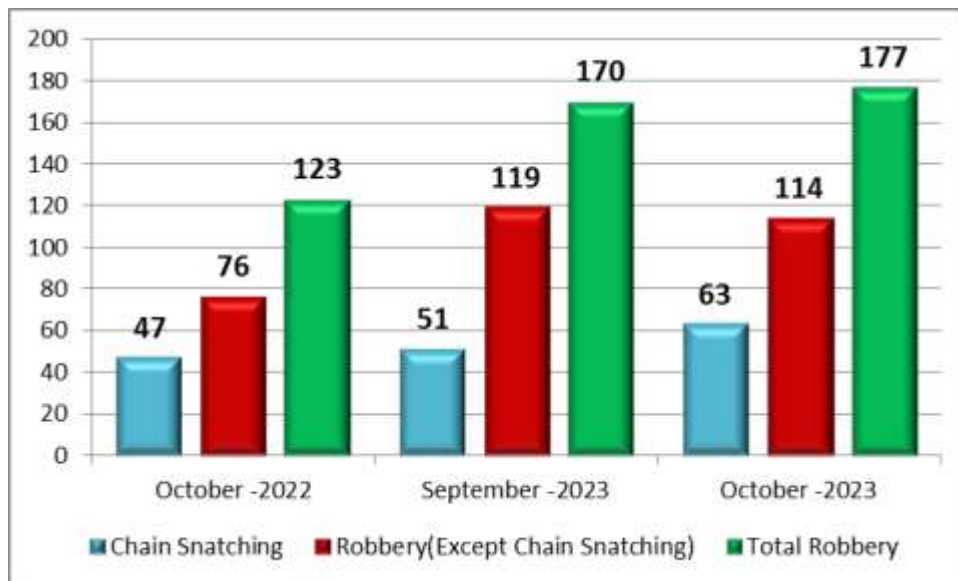
The unit wise break up of Dacoity cases for the month under review is as follows:-

Name of the unit	No. of cases	Name of the unit	No. of cases
Hassan District	3	Bengaluru City	2
Bidar District	2	Kolar District	2
Vijayapura District	2	Davanagere District	1
Ramanagara District	1		

3. Robbery

177 cases of Robbery were reported during the current month (including 63 chain snatching cases) as against 170 cases (51 cases of Chain snatching) in the previous month and 123 cases (47 cases of Chain snatching) in the corresponding month of previous year.

Month	Year	Chain Snatching	Robbery (Except Chain Snatching)	Total Robbery
October	2023	63	114	177
September	2023	51	119	170
October	2022	47	76	123



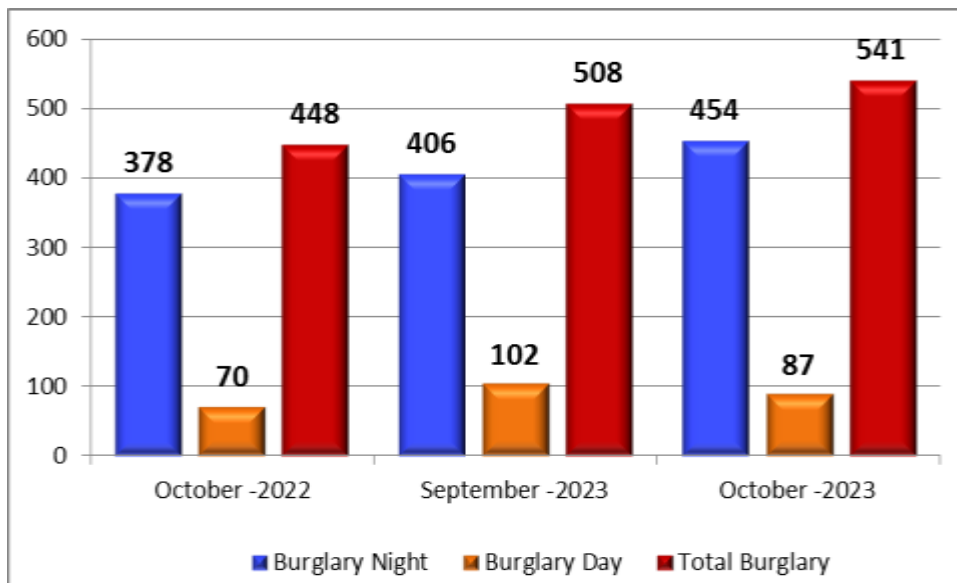
There is an increase in the number of cases reported during the current month under the head Robbery when compared to the cases of previous month and to the corresponding month of previous year.

There is an increase in the number of cases reported during the current month under Chain Snatching when compared to the cases of previous month and to the corresponding month of previous year.

4. Burglary

541 cases of Burglary were reported during the month as against 508 cases in the previous month and 448 cases during the corresponding month of previous year.

Month	Year	Burglary Night	Burglary Day	Total
September	October	454	87	541
August	September	406	102	508
September	October	378	70	448

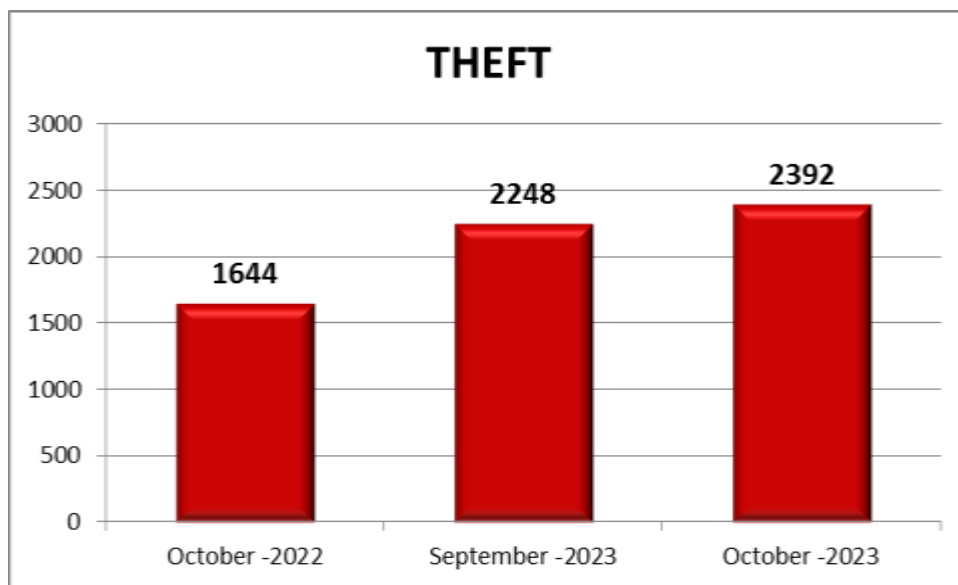


There is an increase in the number of cases reported during the current month under the head burglary, when compared to the reported cases of previous month and to the corresponding month of previous year.

5. Theft

2392 cases of Theft were reported during the month as against 2248 cases in the previous month and 1644 cases in the corresponding month of previous year.

Month	Year	Reported
October	2023	2392
September	2023	2248
October	2022	1644

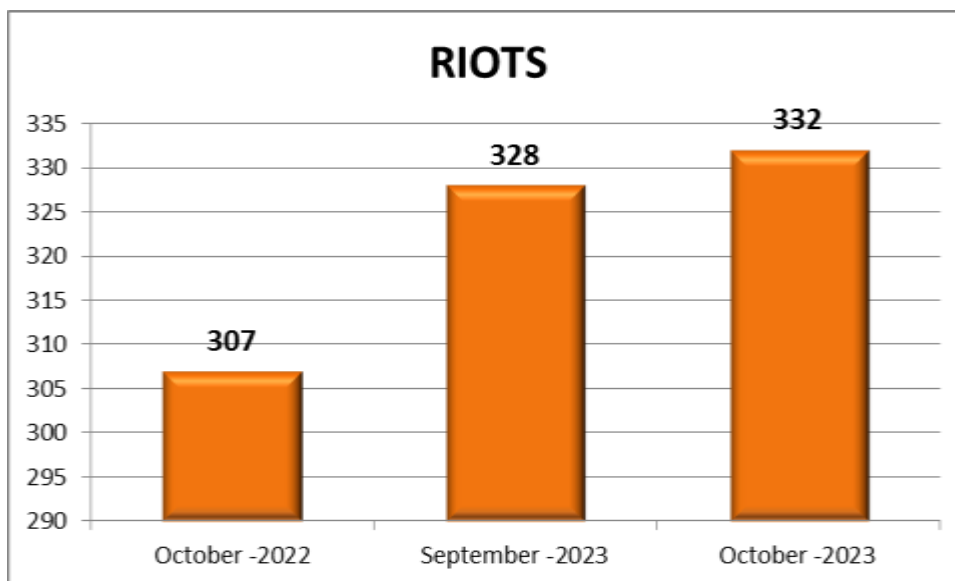


There is an increase in the number of cases reported during the current month under the head theft when compared to the cases of previous month and to the corresponding month of previous year.

6. Riots

332 cases were reported during the current month under the category Riots as against 328 cases in the previous month and 307 cases in the corresponding month of previous year.

Month	Year	Riots
October	2023	332
September	2023	328
October	2022	307

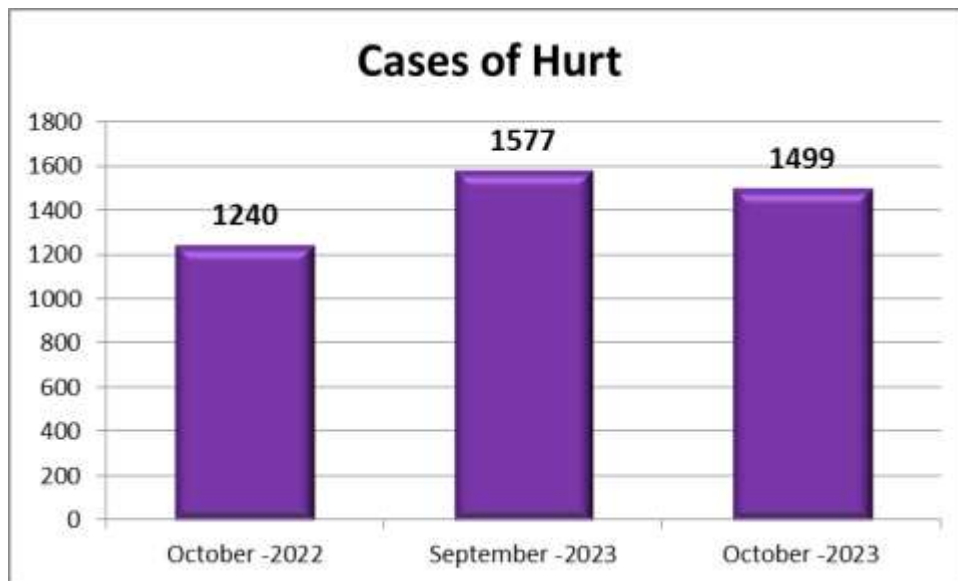


There is an increase in the number of cases reported under this head during the month, when compared to the cases of previous month and to the corresponding month of previous year.

7. Hurt

1499 cases were reported during the current month under the category Hurt as against 1577 cases in the previous month and 1240 cases in the corresponding month of previous year.

Month	Year	Cases of Hurt
October	2023	1499
September	2023	1577
October	2022	1240

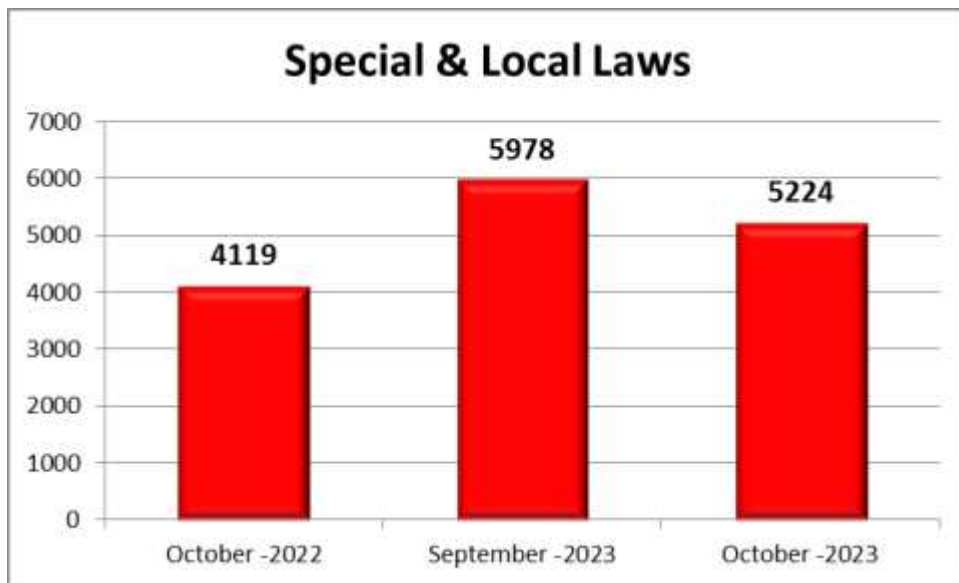


There is a decrease in the number of cases reported under this head during the month, when compared to the cases of previous month and an increase when compared to the corresponding month of previous year.

8. Special & Local Laws

5224 cognizable cases were registered under Special & Local Laws during the month as against 5978 cases in the previous month and 4119 cases in the corresponding month of previous year.

Month	Year	Special & Local Laws
October	2023	5224
September	2023	5978
October	2022	4119

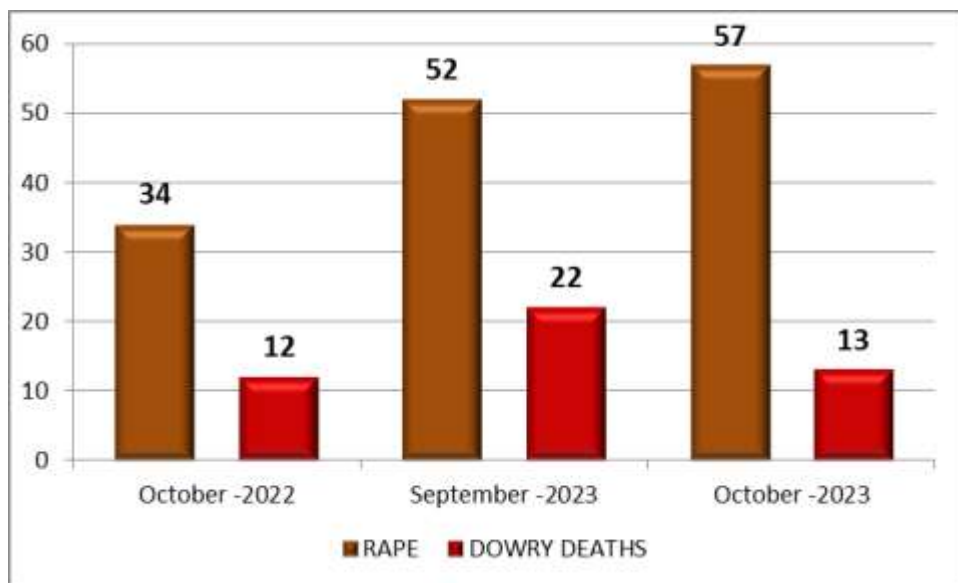


There is a decrease in the number of cognizable cases reported during the month under Special & Local Laws when compared to the cases of previous month and an increase when compared to the corresponding month of the previous year.

9. Crime against Women (Rape & Dowry Death)

57 cases of Rape have been reported during the month as against 52 cases in the previous month and 34 cases in the corresponding month of previous year. 13 cases of Dowry Death have been reported during the current month, as against 22 cases in the previous month and 12 cases in the corresponding month of previous year. (Note: Other Crimes against Women are mentioned in Page No.22)

Month	Year	Rape	Dowry Death
October	2023	57	13
September	2023	52	22
October	2022	34	12



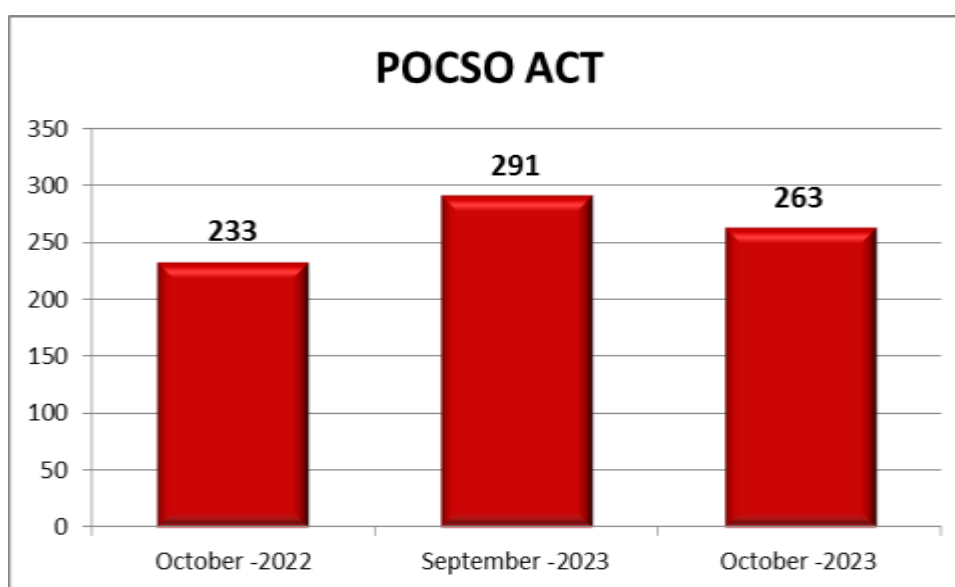
There is an increase in the reported cases under Rape during the current month when compared to the previous month and to the corresponding month of previous year.

There is a decrease in the reported cases of Dowry death during current month when compared to the previous month and an increase when compared to the corresponding month of previous year.

10. Protection of Children from Sexual Offences Act (POCSO)

263 cases of POCSO were reported during the current month as against 291 cases in the previous month and 233 in the corresponding month of previous year.

Month	Year	POCSO
October	2023	263
September	2023	291
October	2022	233

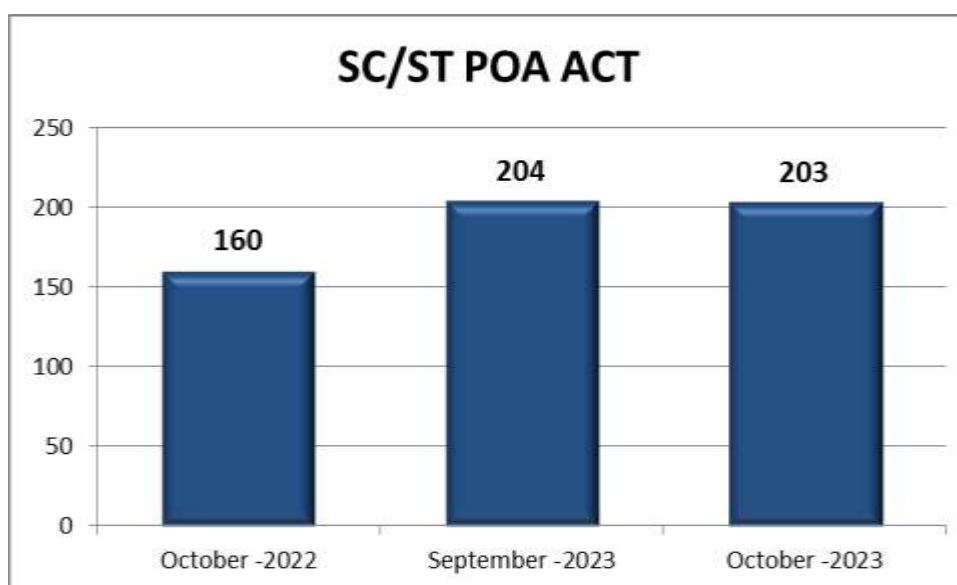


There is a decrease in the reported cases under the head POCSO during the current month when compared to the cases of previous month and an increase when compared to the corresponding month of previous year.

11. Crimes under SC/ST POA Act

203 cases were reported during the current month under this head as against 204 cases in the previous month and 160 cases in the corresponding month of previous year. (Details are mentioned at Page No.24)

Month	Year	SC/ST POA Act
October	2023	203
September	2023	204
October	2022	160

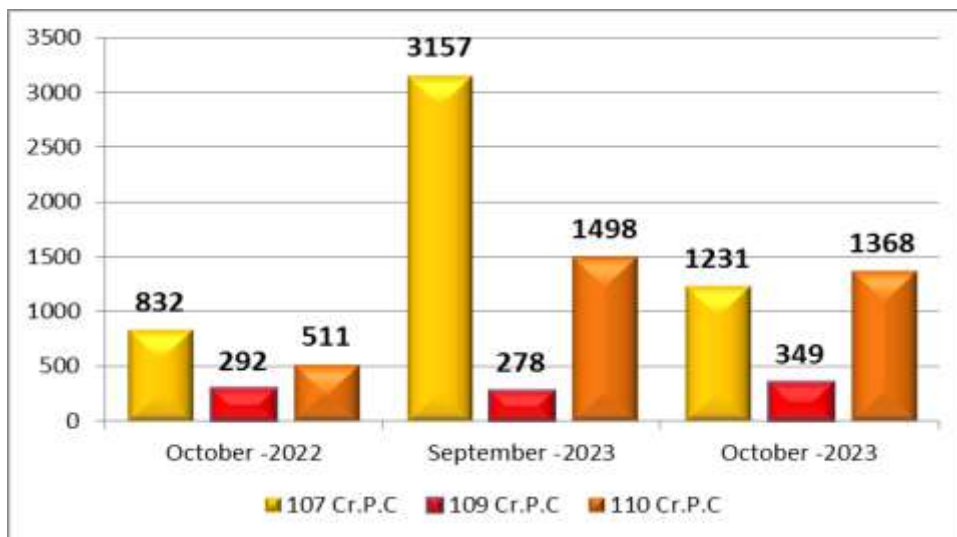


There is a decrease in the reported cases under Crime against SC/ST during the current month when compared to the reported cases of previous month and an increase when compared to the corresponding month of previous year.

12. Preventive Action Report

1231, 349 & 1368 cases u/s 107, 109 & 110 Cr.PC. respectively have been booked during the current month as against 3157, 278 & 1498 Preventive Action Report in the previous month and 832, 292 & 511 Preventive Action Report in the corresponding month of last year.

Month	Year	Security Cases			Total
		107 Cr.PC	109 Cr.PC	110 Cr.PC	
October	2023	1231	349	1368	2948
September	2023	3157	278	1498	4933
October	2022	832	292	511	1635

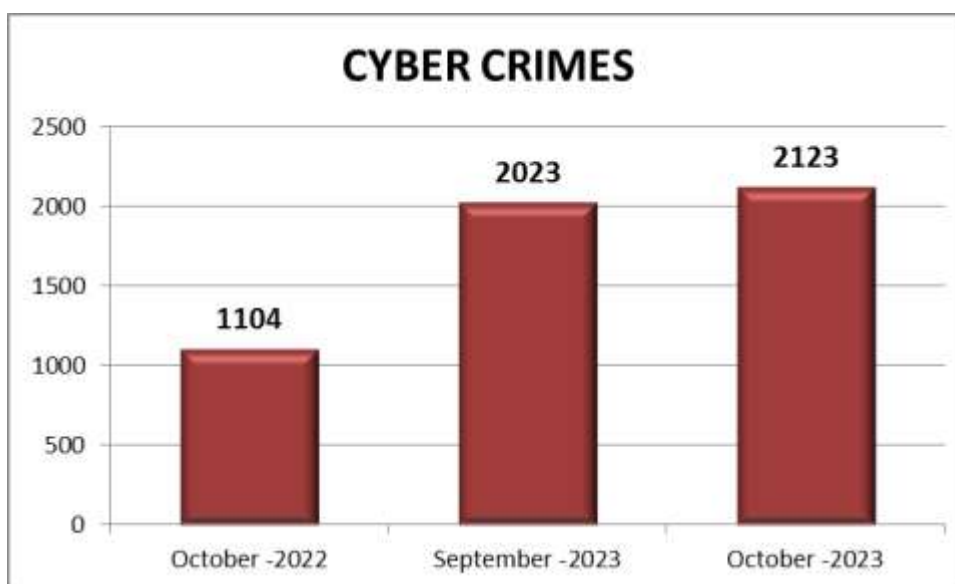


- Under sec 107 Cr.PC. less number of Preventive Action Report have been booked during the current month when compared to the Preventive Action Report of previous month and more when compared to the corresponding month of previous year.
- Under Sec.109 Cr.PC. more number of Preventive Action Report have been booked during the current month when compared to the Preventive Action Report of previous month and to the corresponding month of previous year.
- Under 110 Cr.PC. less number of Preventive Action Report have been booked during the current month when compared to the Preventive Action Report of previous month and more when compared to the corresponding month of previous year.

13. Cyber Crimes (Information Technology Act)

2123 cases were reported during the current month under this head as against 2023 cases in the previous month and 1104 cases in the corresponding month of previous year.

Month	Year	Cyber Crimes
October	2023	2123
September	2023	2023
October	2022	1104

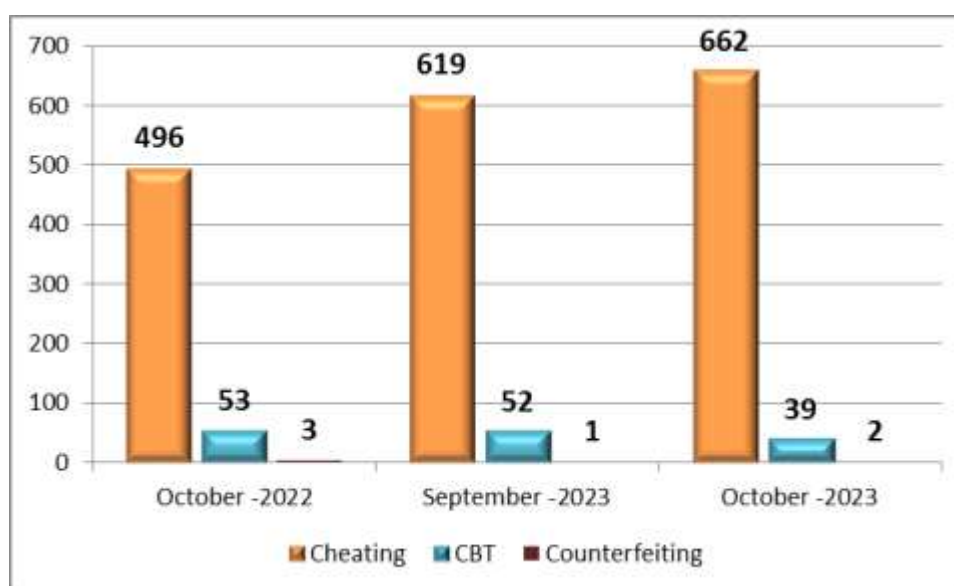


There is an increase in the reported cases under Cyber Crimes during the current month when compared to the reported cases of previous month and to the corresponding month of previous year.

14. Economic Offences (Criminal Breach of Trust, Cheating, Counterfeiting)

703 cases were reported during the current month under Economic Offences (Criminal Breach of Trust-39, Cheating-662 and Counterfeiting-2) as against 672 cases during the previous month and 552 cases in the corresponding month of previous year.

Month	Year	Economic Offences
October	2023	703
September	2023	672
October	2022	552



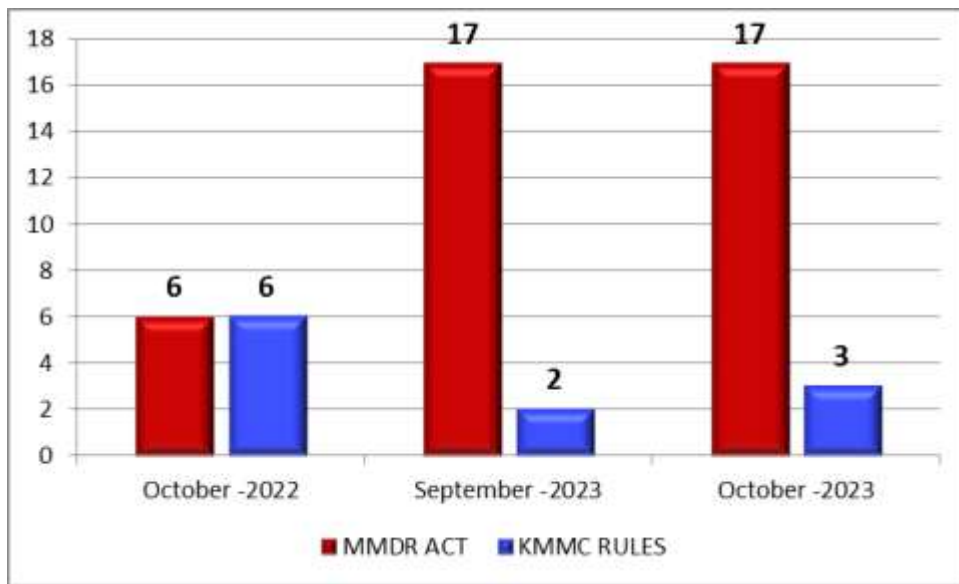
There is an increase in the reported cases under economic offences during the current month when compared to the reported cases of previous month and to the corresponding month of previous year.

15. Mines and Minerals (Development & Regulation) Act 1957 & Karnataka Minor Mineral Consistent Rule - 1994

17 cases of MMDR were reported during the current month under this head as against 17 cases in the previous month and 6 cases in the corresponding month of previous year.

3 cases of KMMC R reported during the current month as against 2 cases in the previous month and 6 cases in the corresponding month of previous year.

Month	Year	MMDR Act	KMMC Rules
October	2023	17	3
September	2023	17	2
October	2022	6	6



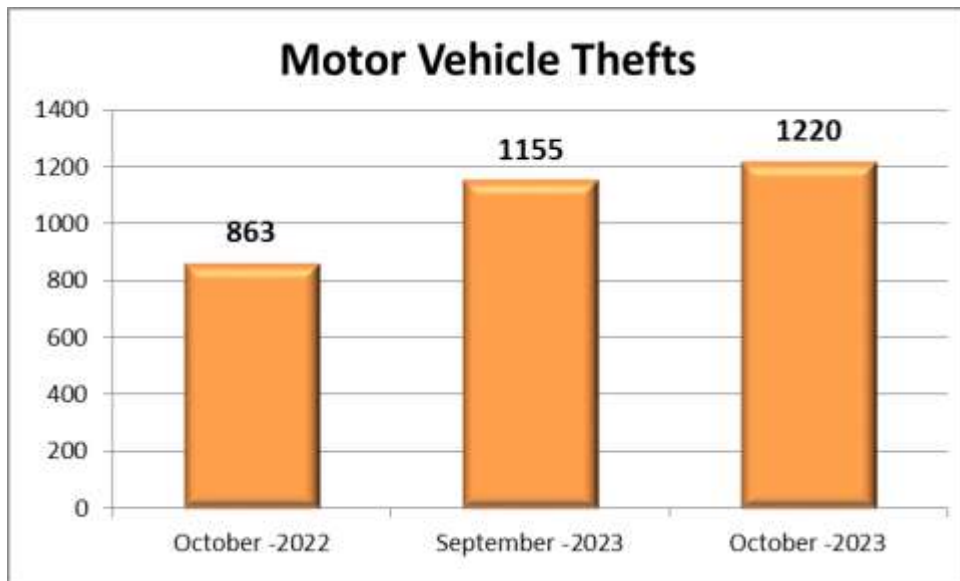
There is no change in the reported cases under MMDR during the current month when compared to the reported cases of previous month and an increase when compared to the corresponding month of previous year.

There is an increase in the reported cases under KMMC R during the current month when compared to the reported cases of previous month and a decrease when compared to the corresponding month of previous year.

16. Motor Vehicles Theft cases

1220 cases were reported during the current month under this head as against 1155 cases in the previous month and 863 cases in the corresponding month of previous year.

Month	Year	Motor Vehicles Theft Cases
October	2023	1220
September	2023	1155
October	2022	863

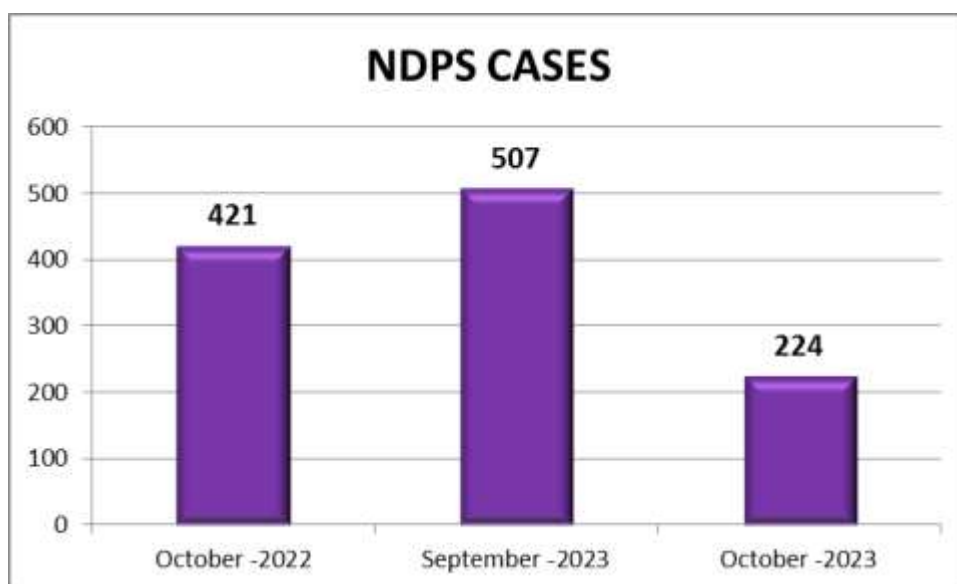


There is an increase in the reported cases under Motor Vehicles Theft cases during the current month when compared to the reported cases of previous month and to the corresponding month of previous year.

17. Narcotic Drugs & Pshycotropic Substances (NDPS)

224 cases were reported during the current month under this head as against 507 cases in the previous month and 421 cases in the corresponding month of previous year.

Month	Year	NDPS Cases
October	2023	224
September	2023	507
October	2022	421



There is a decrease in the reported cases under NDPS Cases during the current month when compared to the reported cases of previous month and to the corresponding month of previous year.

*This Crime Review is based on classification made in Police IT at Police Station level.

* Crime Review is based on classification made in Police IT on 06/11/2023.

DISTRICT-WISE REPORTED CASES UNDER VARIOUS HEADS FOR THE MONTH OF OCTOBER - 2023 (AS ON 06/11/2023)

Sl. No.	Crime Head	Bagalkot	Ballari	Belagavi City	Belagavi Dist	Bengaluru city	Bengaluru District	Bidar	Chamarajanagar	Chikkaballapura	Chikkamagaluru	Chitradurga	Dakshina kannada	Davanagere	Dharwad	Gadag	Hassan	Haveri	Hubballi Dharwad City	K.G.F	Kalaburagi	Kalaburagi City	Karnataka Railways	Kodagu	Kolar	Koppal	Mandya	Mangalooru City	Mysuru City	Mysuru District	Raichur	Ramanagara	Shivamogga	Tumakuru	Udupi	Uttara kannada	Vijayanagara	Vijayapur	Yadgir	Total	
1	MURDER	3	3	2	6	14	9	0	2	1	2	4	1	1	1	1	2	1	4	0	5	2	1	4	4	3	3	1	3	1	5	2	2	10	3	1	3	2	0	112	
2	DACOITY	0	0	0	0	2	0	2	0	0	0	0	0	1	0	0	3	0	0	0	0	0	0	0	2	0	0	0	0	0	0	1	0	0	0	0	0	2	0	13	
3	ROBBERY	1	0	1	1	61	4	0	1	0	0	1	2	4	0	1	0	2	0	1	2	6	0	2	1	1	1	1	2	2	1	1	5	3	4	0	1	2	0	115	
3a	CHAIN SNATCHING	2	1	0	3	11	3	0	0	1	0	2	0	0	1	0	4	0	2	1	0	1	4	0	2	1	10	2	0	0	0	2	3	3	2	0	0	1	0	62	
4a	BURGLARY - DAY	4	1	1	4	12	10	1	0	1	2	3	2	2	1	0	8	2	2	0	1	2	0	2	0	3	4	3	2	1	1	2	1	7	0	0	0	0	2	87	
4b	BURGLARY - NIGHT	8	12	10	14	93	45	13	9	15	12	14	3	13	4	1	12	14	4	2	2	10	1	2	6	5	7	3	2	25	10	16	18	19	9	3	7	6	5	454	
5	THEFT	36	40	21	48	1043	163	36	13	22	38	43	19	63	13	22	45	36	19	6	32	37	58	8	38	27	39	26	37	44	64	37	44	71	27	13	22	29	13	2392	
6	RIOTS	11	5	6	19	11	9	14	4	14	4	22	1	8	0	4	10	14	2	1	14	6	0	1	7	11	3	1	0	10	21	6	34	5	3	2	13	22	14	332	
7	CASES OF HURT	21	17	15	35	329	58	45	28	50	45	76	20	32	10	9	77	37	11	17	26	18	2	24	28	9	71	10	17	79	27	38	56	65	20	26	5	27	19	1499	
8	Spl & Local laws	107	123	42	123	2112	192	103	55	109	97	108	34	67	56	81	73	63	115	42	110	71	3	40	25	64	76	124	47	77	105	81	150	143	60	76	68	139	63	5224	
9a	RAPE	0	3	0	1	18	4	1	0	0	1	0	1	1	2	0	2	1	1	0	1	2	0	0	0	2	1	1	2	1	2	0	2	1	1	1	1	3	0	57	
9b	DOWRY DEATHS	0	1	0	0	2	2	0	1	0	0	0	0	1	2	0	1	1	0	0	0	1	0	0	0	0	0	0	0	0	0	0	0	1	0	0	0	0	0	0	13
10	POCSO	2	5	0	8	43	7	2	6	16	9	3	13	11	1	4	12	6	2	4	1	5	0	4	3	1	7	5	3	13	9	10	13	13	2	4	8	6	2	263	
11	SC ST & POA Act	6	3	4	8	23	7	3	4	9	6	5	2	3	1	3	8	6	5	3	9	4	0	1	3	2	8	3	0	5	12	11	11	4	8	2	1	8	2	203	
12a	107 Cr.P.C.	58	41	15	38	20	28	77	24	10	77	38	45	30	37	21	49	14	15	12	53	11	0	21	12	46	19	43	9	95	22	38	24	24	34	26	48	42	15	1231	
12b	109 Cr.P.C.	12	3	16	10	37	2	7	1	6	14	2	0	8	7	5	18	0	26	1	8	6	15	0	2	4	13	0	1	5	5	50	1	44	0	9	3	6	2	349	
12c	110 Cr.P.C.	14	0	7	13	353	13	2	0	0	14	2	39	23	3	2	279	1	5	10	10	5	0	0	8	2	38	9	50	5	10	370	0	12	47	0	1	14	7	1368	
13	CYBER CRIME	4	10	8	11	1709	85	5	6	29	10	5	6	3	5	6	5	13	35	16	5	5	0	11	3	1	3	24	23	6	2	6	12	28	11	3	0	6	3	2123	
14a	Cr. Br. of Trust	1	1	0	1	17	2	1	0	0	0	1	0	0	0	0	0	0	0	0	1	0	0	0	0	0	0	1	0	4	0	0	1	0	1	4	2	1	0	0	39
14b	CHEATING	10	6	7	12	351	46	4	4	4	4	5	6	9	3	4	8	6	4	1	5	9	1	3	9	1	5	11	13	3	8	11	14	20	11	12	12	9	11	662	
14c	COUNTERFEITING	0	0	0	0	0	0	0	0	0	0	1	0	0	0	0	0	0	0	0	0	0	0	0	0	0	0	1	0	0	0	0	0	0	0	0	0	0	0	0	2
15	KMMC	0	0	0	0	0	0	0	0	0	0	0	0	0	0	0	0	0	0	0	0	0	0	0	0	0	0	0	0	0	0	0	0	2	0	0	0	0	1	3	
15a	MMDR	0	0	0	0	0	0	0	0	0	1	8	0	0	0	0	0	0	0	0	0	0	0	0	0	0	0	0	0	1	0	0	0	7	0	0	0	0	0	17	
16	Motor vehicles Theft Cases	18	18	14	29	561	119	17	6	11	12	16	5	26	4	8	26	19	12	3	10	27	3	4	14	10	22	6	25	23	18	21	25	45	8	6	9	13	7	1220	
17	NDPS Cases	2	4	2	3	36	8	3	2	2	20	6	2	7	3	0	9	1	6	2	2	3	2	8	3	0	0	52	2	1	2	1	6	12	6	1	0	4	1	224	

CRIME REVIEW FOR THE MONTH OF OCTOBER - 2023 (As on 06/11/2023)

Sl. No.	Heads of Crime	During the current year upto the end of month under review	During the corresponding month of previous year	During the previous month	During the current month
	A - IPC Crime				
1	Murder (Sec.302/303 IPC)				
	For gain	18	4	0	0
	Over Property Dispute	17	0	1	3
	Due to Personal Vendetta or enmity	28	8	3	1
	Due to Sexual jealousy	19	2	3	1
	For dowry by burning	0	0	0	0
	For dowry by other means	8	2	4	2
	Due to Communalism	1	0	0	0
	Due to Casteism	1	1	0	0
	Witch Craft (Sorcery)	0	0	0	0
	For Human Sacrifice	0	0	0	0
	Due to Terrorism/Naxalism / Extremism	0	0	0	0
	For Political Reasons	0	0	0	0
	Due to Adultery	20	0	1	1
	Civil Disputes	47	2	7	3
	Electoral Gain	1	0	1	0
	Gang Rivalry	1	0	0	0
	Love Intrigue	15	1	3	0
	Professional	0	0	0	0
	Psychopathic/Serial Killer/Lunacy	0	0	0	0
	Rape with Murder	10	0	0	1
	Revenge/Enmity	45	9	3	10
	Sudden Quarrel	96	10	8	9
	Village Dispute	0	0	0	0
	Custodial	0	1	0	0
	Due to Other Causes	757	86	59	81
	Sub Total	1084	126	93	112
2	ATTEMPT TO MURDER (Sec. 307 IPC)				
	For Gain	25	2	2	3
	Over Property Dispute	52	5	5	1
	Due to Personal Vendetta or enmity	99	7	14	9
	Due to Sexual jealousy	14	1	1	0
	For Dowry other Means	38	2	4	3
	Dowry By Burning	0	0	0	0
	Due to Communalism	7	0	0	2
	Due to Casteism	3	0	0	0
	Witch Craft (Sorcery)	0	0	0	0
	For Human Sacrifice	1	0	0	0
	Terrorism /Naxalism / Extremism	0	0	0	0
	For Political Reasons	26	1	0	2
	Adultery	7	0	0	1
	Electoral Gain	0	0	0	0
	Gang Rivalry	2	0	0	0
	Love Intrigue	17	0	2	1
	Professional	5	0	0	0
	Rape	0	0	0	0
	Revenge/Enmity	196	24	20	24
	Sudden Quarrel	223	17	22	23
	Village Dispute	7	1	2	1
	Due to Other Causes	1467	134	154	175
	Civil Disputes	258	21	29	18
	Sub Total	2447	215	255	263

Sl. No.	Heads of Crime	During the current year upto the end of month under review	During the corresponding month of previous year	During the previous month	During the current month
3	CULPABLE HOMICIDE NOT AMOUNTING TO MUDEER (Sec.304 IPC)				
	For Gain	0	0	0	0
	Over Civil Dispute	0	0	0	0
	Due to Personal Vendetta or enmity	1	0	0	0
	Due to Sexual jealousy	0	0	0	0
	For Dowry	1	0	0	0
	Due to Communalism	0	0	0	0
	Due to Casteism	0	0	0	0
	Witch Craft (Sorcery)	0	0	0	0
	For Human Sacrifice	0	0	0	0
	Terrorism /Naxalism / Extremism	0	0	0	0
	For Political Reasons	0	0	0	0
	Adultery	0	0	0	0
	Property Disputes	0	0	0	0
	Electoral Gain	1	0	1	0
	Gang Rivalry	0	0	0	0
	Love Intrigue	0	0	0	0
	Professional	0	0	0	0
	Sudden Quarrel	5	1	1	0
	Due to Other Causes	54	7	4	6
	Sub Total	62	8	6	6
4	ATTEMPT TO CULPABLE HOMICIDE NOT AMOUNTING TO MURDER (Sec. 308 IPC)				
	For Gain	0	0	0	0
	Over Civil Dispute	1	0	0	0
	Due to Personal Vendetta or enmity	0	0	0	0
	Due to Sexual jealousy	0	0	0	0
	For Dowry	0	0	0	0
	Due to Communalism	0	0	0	0
	Due to Casteism	0	1	0	0
	Witch Craft (Sorcery)	0	0	0	0
	For Human Sacrifice	0	0	0	0
	Terrorism /Naxalism / Extremism	0	0	0	0
	For Political Reasons	3	0	0	0
	Due to Other Causes	22	1	2	1
	Adultery	0	0	0	0
	Property Disputes	2	0	1	0
	Electoral Gain	1	0	0	0
	Gang Rivalry	0	0	0	0
	Love Intrigue	0	0	0	0
	Professional	0	0	0	0
	Sudden Quarrel	8	0	2	2
	Sub Total	37	2	5	3
5	RAPE (Sec.376, 376(A) to 376 (D) IPC)				
	Custodial Rape	1	0	0	1
	Attempt to Commit	9	0	1	0
	By a Gang	7	1	0	0
	By Parents	0	0	0	0
	By Hospital Staff	2	1	2	0
	By Husband During SepARATION	8	1	1	0
	By Neighbours	31	0	0	5
	By Relatives	38	6	5	6
	In Jail Custody	0	0	0	0
	In Remand Home	0	0	0	0
	InCest	0	0	0	0
	Known Person	303	18	31	38
	Unknown Person	6	0	0	0
	Due to Other Causes	93	7	12	7
	On Minor	0	0	0	0

Sl. No.	Heads of Crime	During the current year upto the end of month under review	During the corresponding month of previous year	During the previous month	During the current month
	Sub Total	498	34	52	57
6	KIDNAPPING AND ABDUCTION (Sec.360, 361, 363 to 369 IPC)				
	Missing - Boy	1856	154	222	236
	Missing - Girl	731	69	82	85
	For Ransom - of Children	5	1	1	0
	For Ransom - of Children for Begging	0	0	0	0
	For Ransom - of Women	6	0	1	2
	For Ransom - of Girls for Immoral Purpose	1	1	0	0
	For Ransom - of Others	50	4	10	5
	Procuration of Minor Girls - For Prostitution	0	0	0	0
	Procuration of Minor Girls - Importring of Girl	0	0	0	0
	Procuration of Minor Girls - For other Purpose	7	1	1	0
	Espionage	0	0	0	0
	Intent to Steal From Child	0	1	0	0
	Murder (Homicide)	0	0	0	0
	Obtain Signature Forcibly	0	0	0	0
	Recovering Loan	2	0	0	1
	Settling any Disputes	12	0	2	2
	Unnatural Lust / Illicit Intercourse	1	0	1	0
	Wrongful Confinement	7	0	1	1
	For Exporting	0	0	0	0
	From Lawful Guardianship	1	0	0	0
	For Camel Racing Etc.	0	0	0	0
	To Compel For Marriage	16	2	1	1
	For Slavery	0	0	0	0
	For Stealing From its Person	0	0	0	0
	Others	455	40	45	49
	Sub Total	3150	273	367	382
7	DACOITY (Sec. 395 to 398 IPC)				
	At ATM	0	0	0	0
	At Residential Premises	24	4	6	3
	On Highways	31	5	3	3
	In Trains	1	0	0	0
	At Banks	0	0	0	0
	At Commercial Places / Establishments	7	2	0	2
	On Other Roads	35	2	5	1
	In Other Places	50	5	9	4
	River & Sea	0	0	0	0
	Sub Total	148	18	23	13
7a	Preparation And Assembly for Dacoity	113	15	15	7
8	Robbery (Sec.392 to 394 IPC)				
	At ATM	0	0	0	0
	At Residential Premises	163	11	20	14
	On Highways	89	7	12	13
	In Trains	4	0	1	0
	At Banks	3	0	0	1
	At Commercial Places / Establishments	85	10	14	7
	In Other Places	647	46	67	72
	Chain Snatching	514	47	51	63
	Attempt to Commit	53	2	5	7
	Sub Total	1558	123	170	177
9	BURGLARY - NIGHT (Sec. 380 IPC R/W 453 TO 460, 462 IPC)				
	At Residential Premises	2276	217	217	263
	On Highways	3	1	0	1
	In Trains	0	0	0	0
	At Banks	42	7	3	3
	At Commercial Places / Establishments	744	54	84	77
	In Other Places	607	55	63	79
	Temple Theft	328	44	39	31
	Sub Total	4000	378	406	454

Sl. No.	Heads of Crime	During the current year upto the end of month under review	During the corresponding month of previous year	During the previous month	During the current month
10	BURGLARY - DAY (Sec. 380 IPC R/W 453 TO 460, 462 IPC)				
	At Residential Premises	861	63	89	76
	On Highways	2	0	0	1
	In Trains	0	0	0	0
	At Banks	2	0	1	1
	At Commercial Places / Establishments	31	2	3	0
	In Other Places	63	4	7	7
	Temple Theft	26	1	2	2
	Sub Total	985	70	102	87
	Total Burglary (Burglary Day + Burglary Night)	4985	448	508	541
11	THEFT (Sec.379 to 389 IPC)				
	Of sand	51	4	7	6
	Attempt to commit	132	12	9	10
	At ATM	1067	65	101	112
	Of Automobiles - Of Tractors	8	0	1	1
	Communication And Elec. Wire	224	19	26	25
	Of Cattle	355	37	42	43
	Of Cycle	118	18	21	12
	Of Automobiles - Of Lorries/Trucks	127	8	12	12
	Of Automobiles - Of Buses	7	2	1	0
	Of Automobiles - Of Cars / Jeeps	248	18	29	29
	Of Automobiles - Of Two Wheelers	10346	808	1076	1145
	Of Automobies - of Three Wheelers	249	15	28	24
	Of Accessories of Motor Vehicle	226	19	33	32
	Govt. Vehicle	1581	140	185	179
	Electronic Goods (Radio, TV, VCR, Acs, Office Automation Equipments)	1	0	0	1
	Of Fire Arms	7	0	1	1
	Of Explosives	2	0	0	0
	Of Cultural - Idols	5	0	0	1
	Of Cultural - Painting	4	0	0	2
	Of Cultrual - Others	232	28	22	33
	Cash	560	41	53	55
	Jewellery	1175	79	124	137
	Other Items Not Included Above	1732	173	194	253
	In Running Train	54	5	8	7
	Extortion	195	11	22	25
	House Theft	1809	110	213	215
	Servant Theft	355	32	40	32
	Sub Total	20870	1644	2248	2392
12	RIOTS (Sec.141 to 153 IPC)				
	Land Dispute	935	62	83	91
	Employee - Govt.	1	0	0	0
	Labour - Private Sector	2	0	0	0
	Labour - Public Sector	2	0	0	0
	Linguistic	3	0	0	1
	Political	68	0	1	0
	Regional	4	1	0	1
	Sectarian	0	0	0	0
	Students	6	0	3	1
	Tribal	1	0	0	0
	Due to Village Disputes	12	2	0	0
	Communal	4	0	0	0
	Industrial	4	1	0	0
	Caste	5	0	0	0
	Agrarian	2	0	0	0
	Others	2219	241	241	238
	Sub Total	3268	307	328	332
13	OFFENCES AGAINST STATE (Sec. 121 to 130, except 124(A) IPC)	0	0	0	0
14	OFFENCES PROMOTING ENEMITY (Sec. 153(A), 154(B) & 505 IPC)	84	7	12	17
15	CRIMINAL BREACH OF TRUST	407	53	52	39

Sl. No.	Heads of Crime	During the current year upto the end of month under review	During the corresponding month of previous year	During the previous month	During the current month
16	CHEATING (Sec.417 to 420 IPC)	5726	496	619	662
17	COUNTERFEITING (Sec. 231 to 263 (A), 489(A) to 489 (E) IPC)				
	Stock Share, Debenture Certificate	0	0	0	0
	Usage of Counterfeit Stamp	0	0	0	0
	Of Coins (Sec 231 to 254 IPC)	0	0	0	0
	Of Stamps (Sec.255 to 263(A) IPC)	0	0	0	0
	Of Currency Notes And Bank Notes (Sec. 489 (A) to 489 (E) IPC)	20	3	1	1
	Of Others	1	0	0	1
	Sub Total	21	3	1	2
18	FORGERY (Sec. 465, 468, 471, 473, 476, 477 & 477(A) IPC				
	Forgery	297	29	27	38
	Organised (Racket)	1	0	0	0
	Forgery of Passport	0	0	0	0
	Other Forgery	147	21	16	14
	Sub Total	445	50	43	52
19	CASES OF HURT (Sec. 323 to 335 IPC except 328, 332, 333)				
	Acid Attack (326(a))	2	0	0	0
	Attempt to Acid Attack (326(b))	1	0	1	0
	Grievous Hurt	1169	103	116	107
	Simple Hurt	13431	1137	1460	1392
	Custodial	1	0	0	0
	Sub Total	14604	1240	1577	1499
20	ADULTERATION (Sec. 272, 273 to 276 IPC)				
	Attempt to Commit	0	0	0	0
	Alcoholic Drink (Liquor)	1	1	0	0
	Cement & Chemical/Fertiliser	0	0	0	0
	Cosmetics	0	0	0	0
	Diesel	0	0	0	0
	Drug/Medicine	1	0	0	0
	Edible Oil	2	0	1	0
	Food Grain	1	0	0	1
	Kerosene	0	0	0	0
	Life Saving Drug	0	0	0	0
	Mobile Oil	0	0	0	0
	Petrol	0	0	0	0
	Petroleum Product	0	0	0	0
	Soft Drinks	1	0	0	1
	Spices	0	0	0	0
	Others	15	1	1	1
	Sub Total	21	2	2	3
21	AFFRAY (Sec. 160 IPC)	467	41	67	23
22	ARSON (Sec. 435, 436, 438 IPC)				
	Agricultural Produce	51	4	0	5
	Attemp to Commit	4	0	0	2
	Boat / Ship	0	1	0	0
	Dwelling House	17	1	1	1
	Educational Institution	1	0	0	1
	Govt. Property	5	1	1	0
	Industrial Establishment	3	0	0	0
	Place of worship	3	0	0	1
	Public Place	16	2	2	2
	Railway Property	0	0	0	0
	Vital Installation	0	0	0	0
	Warehouse (Godown)	4	0	1	1
	Others	127	6	13	14
	Sub Total	231	15	18	27
23	ASSAULT (Sec 356, 357 IPC)				
	Attempt To Commit	3	2	1	0
	On Contractor	0	0	0	0
	On Domestic Servant	0	0	0	0
	On Labourer	2	0	1	0
	On Man (General)	12	1	3	2
	On Man (SC)	1	0	1	0
	On Man (ST)	0	0	0	0
	On Manager/Executive (Other Than Public Servant)	0	0	0	0

Sl. No.	Heads of Crime	During the current year upto the end of month under review	During the corresponding month of previous year	During the previous month	During the current month
	On Member of Clergy (Christian, Budhist, Jain, Sikh)	0	0	0	0
	Member of Legislative Assembly / Council (MLA/MLC)	0	0	0	0
	On Member of Parliament (MP)	0	0	0	0
	On other Dignitaries /Public Figures	3	0	0	1
	On Press	1	0	0	0
	On Professional	2	0	0	0
	On Public Servant	1	0	0	0
	On Student	0	0	0	0
	On Teacher	0	0	0	0
	On Women (General)	11	1	0	3
	On Woman (SC)	0	0	0	0
	On Woman (ST)	0	0	0	0
	Sub Total	36	4	6	6
24	COMMUNAL / RELIGION (Sec. 295 to 297 IPC)				
	Attempt to Commit	5	0	2	2
	Caste Issue	9	1	0	2
	Communal Issue	49	8	9	15
	Linguistic Issue	1	0	0	0
	Political Issue	5	1	1	0
	Racial/Ethnic Issue	0	0	0	0
	Regional Issue	7	0	0	3
	Religious Issue	66	6	9	24
	Sectarian Issue	1	0	0	0
	Others	67	8	14	12
	Sub Total	210	24	35	58
25	CRIMINAL CONSPIRACY (Sec. 120(B), 121(A) IPC)				
	Conspiracy To Wage War	1	1	0	0
	Related to Substantive Offence	2	0	1	0
	Others	20	3	3	1
	Sub Total	23	4	4	1
26	CRIMINAL INTIMIDATION (Sec. 504 to 508 IPC)	1972	155	225	231
27	CRIMINAL MISAPPROPRIATION (Sec. 403, 404 IPC)				
	Attempt to Commit	0	0	0	0
	Bank	0	0	0	0
	Business Establishment	2	0	0	0
	Charitable Organisation	0	0	0	0
	Chitfund Organisation	0	0	0	0
	Co-operative Organisation	0	0	0	0
	Commercial Establishment/Shop	0	0	0	0
	Customs Department	0	0	0	0
	Excise Department	0	0	0	0
	Financial Institution	0	1	0	0
	Income Tax Department	0	0	0	0
	Other Government Organisation	2	0	0	0
	Postal Department	1	0	1	0
	Public Sector Undertakings	0	0	0	0
	Railway Department	0	0	0	0
	Revenue Department	0	0	0	0
	Sales Tax Department	0	0	0	0
	Social Organisation (Aided) (N)	0	0	0	0
	Transport Authority	0	0	0	0
	Trust - Other than religious	0	0	0	0

Sl. No.	Heads of Crime	During the current year upto the end of month under review	During the corresponding month of previous year	During the previous month	During the current month
	Trust - Religious	0	0	0	0
	Others	6	1	0	1
	Sub Total	11	2	1	1
28	CRIMINAL TRESPASS (Sec.447 to 452 IPC)				
	Attempt to Commit	11	1	1	0
	Club	1	0	0	0
	Hostel	1	0	0	0
	Hotel	11	0	2	1
	House	499	45	56	53
	Land	1166	68	152	112
	Office	55	3	4	4
	Prohibited Places	13	4	2	0
	Religious Place	13	1	1	1
	Restricted Area	16	1	1	0
	Others	190	18	23	23
	Sub Total	1976	141	242	194
29	CRUELTY BY HUSBAND (Sec. 498(A) IPC)				
	Husband	928	64	94	102
	Husband And Relative(S) in Law	1172	111	103	132
	Relative(S) in Law	25	2	2	2
	Dowry Harassment	433	29	53	64
	Prevention of Gaming	0	0	0	0
	Sub Total	2558	206	252	300
30	DOWRY DEATHS (Sec.304(B) IPC)				
	By Husband	8	0	1	0
	By Husband And Relatives In Law	59	5	11	8
	By Relatives in Law	0	0	0	0
	By Burning	3	0	0	1
	By Hanging	56	6	9	4
	By Other Means	6	1	1	0
	Sub Total	132	12	22	13
31	DEATHS DUE TO RASHNESS/NEGLIGENCE (Sec.304(A) IPC)				
	Electrocution	19	2	1	3
	Adulterated Food/Drug	0	0	0	0
	Accident by Air	1	0	0	0
	Boat Accident	0	0	0	0
	Bridge/Dam Collapse	0	0	0	0
	Building Collapse	8	1	1	1
	Caused By Animal	3	0	2	0
	Death Due to Other Cause	56	6	6	1
	Electrocution Accident	50	7	6	6
	Explosion Accident	1	0	0	0
	Fire accident	0	0	0	0
	Gas Leakage Accident	3	0	0	0
	Improper Infrastructure In Construction	61	2	3	6
	Improper Medical Treatment	3	0	1	0
	In Custody of Public Servant	0	0	0	0
	In Jail/Judicial Custody	0	0	0	0
	In Police Custody	0	0	0	0
	Industrial Accident (Factory)	3	0	0	1
	Inflammable Substance	0	0	0	0
	Mine Accident	0	0	0	0
	Poisonous Substance	0	0	0	0
	Quarry Accident	1	0	0	0
	Spurious Liquor (Hooch) Accident	0	0	0	0
	Railway Accident	0	0	0	0
	Others	64	4	4	6
	Sub Total	273	22	24	24
32	MOTOR VEHICLE ACCIDENTS FATAL (Sec.304(A) IPC)				
	National Highways	3224	299	298	334
	State Highways	2580	283	229	234
	Other Roads	3478	284	341	337
	Other Places	154	12	15	20
	Sub Total	9436	878	883	925

Sl. No.	Heads of Crime	During the current year upto the end of month under review	During the corresponding month of previous year	During the previous month	During the current month
33	MOTOR VEHICLE ACCIDENTS NON-FATAL (Sec.279, 337, 338 IPC)				
	National Highways	8519	844	867	864
	State Highways	6002	541	556	567
	Other Roads	11477	1073	1233	1236
	Other Places	402	31	32	40
	Sub Total	26400	2489	2688	2707
34	DEATHS-MISCARRIAGE (Sec.312, 313, 314 IPC)				
	Child	9	0	2	2
	Woman	0	0	0	0
	Women and Child	1	0	0	0
	Sub Total	10	0	2	2
35	DEFENCE FORCES OFFENCES RELATING (also relating to desertion) (Sec.131 to 140, except 136 IPC)				
	Air Force	0	0	0	0
	Army	0	0	0	0
	Navy	0	0	0	0
	Sub Total	0	0	0	0
36	ESCAPE FROM LAWFUL CUSTODY AND RESISTANCE (Sec.224, 225, 225(B) IPC)				
	From Jail Custody	12	1	1	2
	From Police Custody	22	1	3	1
	Others	13	0	2	0
	Sub Total	47	2	6	3
37	IMPERSONATION (Sec.170, 171 IPC)				
	Attempt to Commit	4	0	0	1
	Non-Uniformed Authority	5	2	2	0
	Uniformed Authority	2	0	0	0
	Sub Total	11	2	2	1
38	MISCHIEF (Sec.427 to 440 except 434, 435, 436, 438 IPC)	384	32	36	40
39	MOLESTATION (Sec.354 IPC)				
	Attempt to Commit	75	8	6	5
	Private Place	935	73	96	103
	Public Conveyance	14	1	0	3
	Public Place	1855	151	166	217
	Other Places	2529	183	283	261
	Sub Total	5408	416	551	589
40	POISONING-PROFESSIONAL (Sec. 328 IPC)				
	Attempt to Commit	9	0	2	0
	Fatal	0	0	0	0
	Non Fatal	4	0	0	0
	Sub Total	13	0	2	0
41	PORNOGRAPHY (Sec.292 to 294 IPC)				
	Advertisement	0	0	0	0
	Audio Tape	0	0	0	0
	Book	0	0	0	0
	Computer Software	0	0	0	0
	Figures	1	0	0	0
	Film (Blue)	0	0	0	0
	Painting	0	0	0	0
	Pamphlet	0	0	0	0
	Paper	0	1	0	0
	Photography	0	0	0	0
	Poster	0	0	0	0
	Video Film(Blue)	1	0	0	0
	Others	8	0	0	0
	Sub Total	10	1	0	0
42	PUBLIC JUSTICE (Sec.213 to 215 IPC)	3	0	1	1
43	PUBLIC NUISANCE (Sec.291 and 510 IPC)	116	12	14	21

Sl. No.	Heads of Crime	During the current year upto the end of month under review	During the corresponding month of previous year	During the previous month	During the current month
44	PUBLIC SAFETY (Sec.269 to 271, 277, 283, 289 IPC)	8127	275	521	320
45	OFFENCES AGAINST PUBLIC SERVANTS (Public servant is a victim) (Sec 182-188, 332, 333, 353 IPC)				
	Attempt to Commit	8	1	1	0
	Defence Personnel	2	0	0	0
	Jail Personnel	9	0	1	1
	Judicial Official	5	3	1	1
	Minister	0	0	0	0
	MLA	2	1	0	0
	MP	0	0	0	0
	Nationalised Bank Personnel	1	0	0	0
	Other Elected Member	4	1	1	0
	Other Enforcement Official	5	0	2	0
	Other Govt. Official	378	40	33	51
	Para Military Personnel	1	0	0	0
	Police Personnel	334	38	24	37
	Public Sector Undertaking Official	77	11	7	8
	Sub Total	826	95	70	98
46	OFFENCES BY PUBLIC SERVANTS (EXCEPT CORRUPTION) (Public servant is accused) (Sec.128, 139, 167, 218, 221, 222 IPC)				
	Defence Personnel	0	0	0	0
	Jail Personnel	0	0	0	0
	Judicial Official	0	0	0	0
	Minister	0	0	0	0
	MLA	0	0	0	0
	MP	0	0	0	0
	Nationalised Bank Personnel	0	0	0	0
	Other Elected Member	0	0	0	0
	Other Enforcement Official	0	0	0	0
	Other Govt. Official	3	2	0	0
	Para Military Personnel	0	0	0	0
	Police Personnel	0	0	0	0
	Public Sector Undertaking Official	0	0	0	0
	Others	2	0	0	0
	Sub Total	5	2	0	0
47	NEGLIGENT ACT (Sec.280 to 289, 336 to 338 except 283 IPC)				
	Death Causeed By Electric Shock	76	11	14	11
	Animal -Related	53	3	6	6
	Boat/Vessel - Related	0	0	0	0
	Explosive/Explosive Substances - Related	31	3	2	17
	Inflammable Substance- Related	13	1	0	5
	Machinery - Related	113	8	13	11
	Poisonous Substance - Related	9	0	0	1
	Other - Related	733	52	68	68
	Human - Related	564	12	34	46
	Sub Total	1592	90	137	165
48	RECEIVING OF STOLEN PROPERTY (Sec.411 to 414 IPC)	1	0	0	0
49	SEDITION (Sec. 124A IPC)				
	Attempt to Commit	0	0	0	0
	By Foreigner	0	0	0	0
	By National	0	0	0	0
	By National And Foreigner	0	0	0	0
	Sub Total	0	0	0	0

Sl. No.	Heads of Crime	During the current year upto the end of month under review	During the corresponding month of previous year	During the previous month	During the current month
50	INSULTING MODESTY OF WOMEN (EVE TEASING) (Sec.509 IPC)				
	Attempt to Commit	6	0	0	1
	Office	10	1	0	0
	Public Conveyance	2	0	0	0
	Public Place	42	6	7	6
	Other Places	55	2	9	6
	Sub Total	115	9	16	13
51	SUICIDE (Sec.305, 306, 309 IPC)				
	Dowry	7	1	1	0
	Abetment of Suicide	246	27	22	25
	Other Reasons	282	22	34	25
	Attempt to Commit suicide	131	10	13	19
	Sub Total	666	60	70	69
52	UNNATURAL SEX (Sec.377 IPC)				
	Abetment	0	0	0	0
	Animal	5	0	2	1
	Attempt	0	0	0	0
	Major - Man	3	0	0	0
	Major - Woman	4	0	1	0
	Minor - Boy	2	0	0	1
	Minor - Girl	0	0	0	0
	Sub Total	14	0	3	2
53	WRONGFUL RESTRAINT/CONFINEMENT (Sec.341 to 348 IPC)				
	Attempt to Commit	19	1	3	2
	To Extort Confession	4	0	0	1
	To Extort Property	15	0	1	1
	To settle Dispute	19	0	0	3
	Others	337	30	32	28
	Sub Total	394	31	36	35
54	INFANTICIDE (Sec.315, 316 IPC)				
	Male	0	0	0	0
	Female	0	0	0	0
	Sub Total	0	0	0	0
55	OFFENCES RELATED TO MARRIAGE (Sec.493 to 498 IPC)	43	3	4	6
56	BUYING & SELLING MINOR FOR PROSTITUTION (Sec.372, 373 IPC)	0	0	0	0
57	DOCUMENTS & PROPERTY MARKS (Sec.483 to 489 IPC)				
	Documents	1	0	0	0
	Property	2	0	0	2
	Sub Total	3	0	0	2
58	DEFAMATION (Sec.500 to 502 IPC)				
	Persons	4	1	0	1
	Printed Matter	1	0	0	0
	Others	1	0	0	0
	Sub Total	6	1	0	1
59	ELECTION(Sec.171(E) to 171(1) IPC)				
	Assembly	1016	0	1	1
	Parliament	3	0	0	0
	Other Elected Bodies	30	3	0	0
	Sub Total	1049	3	1	1
60	SLAVERY (Sec.370, 371, 374 IPC)				
	Man	0	0	0	0
	Woman	0	0	0	0
	Boy	0	0	0	0
	Girl	0	0	0	0
	Sub Total	0	0	0	0

Sl. No.	Heads of Crime	During the current year upto the end of month under review	During the corresponding month of previous year	During the previous month	During the current month
61	Attempting to commit offences (Sec.511 IPC)				
	Attempting to commit offences	172	27	17	18
	Sub Total	172	27	17	18
62	ILLEGAL DETENTION (Sec.342 IPC)	0	0	0	0
63	FALSE EVIDENCE (Sec.191 to 205 IPC)	15	1	1	1
64	EXPOSURE AND ABANDONMENT OF CHILD (Sec.317 IPC)				
	Boy	18	4	0	4
	Girl	34	5	2	4
	Sub Total	52	9	2	8
65	OF ABETMENT (Sec.107 to 120 IPC)	8	0	1	2
66	FAILURE TO APPEAR TO COURT (Sec.174, 229A IPC)				
	174 A	60	1	2	11
	229 A	174	12	13	40
	Sub Total	234	13	15	51
67	Concealment of birth by secret disposal of Child				
	Girl	25	4	3	1
	Boy	23	2	2	4
	Sub Total	48	6	5	5
68	ASSAULT OR USE OF CRIMINAL FORCE TO DISROBE WOMEN	16	0	4	3
69	Disobedience to Order Promulgated by Public/Servant				
	By Others	49	4	4	1
	By Private Institution	79	2	3	0
	By Govt. Institution	7	0	0	0
	Sub Total	135	6	7	1
70	Human Trafficking				
	Eunuch	0	0	0	0
	Men	0	0	0	0
	Boy	1	0	0	0
	Women	0	0	0	0
	Girl	9	0	0	1
	Sub Total	10	0	0	1
71	Aadhaar Act				
	Impersonation	0	0	0	0
	Offence by Company	0	0	0	0
	Offence by individual	0	0	0	0
	Sub Total	0	0	0	0
72	Giving false information respecting an offence com				
	Giving false information respecting an offence committed	4	0	0	1
	Sub Total	4	0	0	1
	Total Cognizable Crime Under IPC	122790	10153	12367	12529
	B - SPECIAL & LOCAL LAWS				
1	ANTIQUES (CULTURAL PROPERTY)				
	Antiques & Art Treasures Act 1972	0	0	0	0
	Ancient Monument & Archaeological Sites And Remains Act 1958	4	1	0	2
	Sub Total	4	1	0	2
2	ARMS ACT 1959				
	Country Made - Non Prohibited Bore - In Disturbed Area	12	0	3	2
	Country Made - Non Prohibited Bore - In Other Area	110	9	8	13
	Country Made - Prohibited Bore - In Disturbed Area	8	3	1	1
	Country Made - Prohibited Bore - In Other Area	69	5	11	9
	Factory Made - Non Prohibited Bore - In Disturbed Area	4	0	1	1
	Factory Made - Non Prohibited Bore - In Other Area	20	3	0	2
	Factory Made - Prohibited Bore - In Disturbed Area	0	0	0	0
	Factory Made - Prohibited Bore - In Other Area	27	1	2	1
	Sub Total	250	21	26	29

Sl. No.	Heads of Crime	During the current year upto the end of month under review	During the corresponding month of previous year	During the previous month	During the current month
3	ANIMAL				
	The Karnataka Prevention of Slaughter and Preservation of Cattle Ordinance 2020	153	28	9	10
	Wild Life Preservation Act 1972	0	0	0	0
	Wild Life Protection Act 1972	4	0	1	0
	Prevention of Cruelty to Animals Act 1960	146	19	14	11
	Elephant (Preservation) Act 1879	0	0	0	0
	Cattle Trespass Act 1871	1	0	1	0
	Sub Total	304	47	25	21

Sl. No.	Heads of Crime	During the current year upto the end of month under review	During the corresponding month of previous year	During the previous month	During the current month
4	CINEMATOGRAPHY ACT 1952				
	Films	0	0	0	0
	Video	0	0	0	0
	Sub Total	0	0	0	0
5	CONSUMER				
	Liquified Petroleum Gas Supply & Control Order 2000	48	2	7	3
	Consumer (Protection) Act 1986	10	0	1	4
	Essential Commodities Act 1955	390	50	40	41
	Prevention of Food Adulteration Act 1954	3	0	0	0
	Packaged Commodities (Regulation) order 1975	0	0	0	0
	Sub Total	451	52	48	48
6	COPY RIGHT ACT 1957				
	By Company	120	9	7	15
	By Individual	50	2	5	0
	Sub Total	170	11	12	15
7	CIVIL RIGHTS				
	Protection of Civil Rights Act 1955	13	0	1	0
	Sub Total	13	0	1	0
8	SCHEDULED CASTE AND THE SCHEDULED TRIBES				
	Scheduled Caste	1056	101	132	133
	Scheduled Tribes	229	18	24	26
	Scheduled Caste Women	394	32	40	40
	Scheduled Tribes Women	102	9	8	4
	Sub Total	1781	160	204	203
9	CHILDREN ACT				
	Child Labour (Prohibition & Regulation) Act 1986	110	1	22	5
	Child Marriage (Restraint) Act - 1929	121	14	13	11
	Juvenile Justice Act 1986	81	8	21	2
	Probation of offenders Act 1958	1	0	0	0
	Protection of Children from Sexual Offences Act 2012 (POCSO)	0	0	0	0
	Sub Total	313	23	56	18
10	PREVENTION OF CORRUPTION ACT 1988				
	Public Servant - Elected	0	0	0	0
	Public Servant - Gazetted - Central	0	0	0	0
	Public Servant - Gazetted - Defence	0	0	0	0
	Public Servant - Gazetted - Public Sector Undertaking	0	0	0	0
	Public Servant - Gazetted - State	0	0	0	0
	Public Servant - Non-Gazetted - Central	0	0	0	0
	Public Servant - Non-Gazetted - Defence	0	0	0	0
	Public Servant - Non-Gazetted - State	0	0	0	0
	Sub Total	0	0	0	0
11	CUSTOMS				
	Customs Act 1962	0	0	0	0
	Import/Export (Control) Act 1947	0	0	0	0
	Sub Total	0	0	0	0
12	Explosives				
	Explosives Substances Act 1908	28	7	2	8
	Explosives Act 1884	201	2	1	180
	Inflammable Substance Act 1952	0	0	0	0
	Sub Total	229	9	3	188
13	FOREIGN EXCHANGE				
	Smugglers and Foreign Exchange Manipulator Act 1976	0	0	0	0
	Foreign Exchange Regulation Act 1973	0	0	0	0
	Foreign Exchange Regulation Act 1952	0	0	0	0
	Sub Total	0	0	0	0
14	FOREIGNER				
	Foreigners Act 1946	12	0	2	0

Sl. No.	Heads of Crime	During the current year upto the end of month under review	During the corresponding month of previous year	During the previous month	During the current month
	Registration of Foreigners Act 1939	0	0	0	0
	Sub Total	12	0	2	0
15	FOREST				
	Indian Forest Act 1927	4	0	1	1
	Forest (Conservation) Act 1980	7	0	1	1
	Sub Total	11	0	2	2
16	HIJACKING				
	Foreign Aircraft - In India	0	0	0	0
	Foreign Aircraft - Outside India	0	0	0	0
	Indian Aircraft - In India	0	0	0	0
	Indian Aircraft - Outside India	0	0	0	0
	Sub Total	0	0	0	0
17	IMMORAL TRAFFIC				
	Organised	140	9	8	16
	Un-Organised	100	9	14	7
	Sub Total	240	18	22	23
18	BONDED LABOUR SYSTEM	30	0	1	0
19	INDIAN MOTOR VEHICLE	12	0	2	5
20	NARCOTIC DRUGS & PSYCHOTROPIC SUBSTANCES ACT				
	Cultivated/Processed	3286	214	244	79
	Synthetic	2652	207	263	145
	Sub Total	5938	421	507	224
21	PASSPORT ACT				
	Foreigner	0	0	0	0
	Indian	8	1	0	0
	Sub Total	8	1	0	0
22	REPRESENTATIVE OF PEOPLE ACT 1951 & 1988				
	Assembly	316	0	0	1
	Parliament	0	0	0	0
	Other Elected Bodies	17	0	0	0
	Sub Total	333	0	0	1
23	KARNATAKA POLICE ACT 1963				
	Gambling - Matka (78 Class C)	4976	286	528	558
	Street Gambling (87)	5352	901	642	521
	House Gambling (79 & 80)	239	26	32	18
	Betting	470	66	17	105
	Others	1002	37	52	41
	Sub Total	12039	1316	1271	1243
24	PREVENTION OF DAMAGE TO PUBLIC PROPERTY ACT 1984	134	6	21	13
25	POST & TELEGRAPH, TELEGRAPH WIRES (UNLAWFUL POSSESSION) ACT 1980	12	1	0	0
26	OFFICIAL SECURITY RELATED ACTS				
	Official Secrets Act 1923	1	0	0	0
	Essential Services Maintenance Act 1981	0	0	0	0
	Sub Total	1	0	0	0
27	PREVENTION OF TERRORISM ACT (POTA)	0	0	0	0
28	RAILWAYS ACT				
	Indian Railways Act 1989	2	0	0	0
	Railway Property (Unlawful Possession) Act 1966	1	0	0	0
	Sub Total	3	0	0	0
29	UNLAWFUL ACTIVITIES (Prevention) Act 1967	1	1	0	0
30	CRIMES RELATED TO WOMEN				
	Dowry Prohibition	1869	162	193	185
	Commission of SATI (Prevention) Act 1987	1	0	0	0
	Indecent Representation of Women (Prohibition) Act 1986	2	1	1	0
	Sub Total	1872	163	194	185
31	INDIAN LUNACY ACT	0	0	0	0

Sl. No.	Heads of Crime	During the current year upto the end of month under review	During the corresponding month of previous year	During the previous month	During the current month
32	INDIAN ELECTRICITY ACT	21	3	1	4
33	COTPA, CIGARETTES AND OTHER TOBACCO PRODUCTS	1278	18	422	70
34	KARNATAKA STATE LOCAL ACTS				
	Banning of Unregulated Deposit Schemes Act	0	2	0	0
	Disaster Management Act 2005	1	0	0	0
	Karnataka Cow Slaughters Act	233	26	16	18
	The Karnataka Prevention of Dangerous Activities of Bootleggers, Drug-offenders, Gamblers, Goonda Act	0	0	0	0
	Karnataka Prevention of Slaughter and Preservation of Cattle Act 2020	183	8	15	10
	Motor Spirit and High Speed Diesel (Regulation of supply, Distribution and Prevention of Malpractice	0	0	0	0
	Karnataka Epidemic Diseases Act 2020	1	0	0	0
	Karnataka Excise Act 1965	8453	434	633	447
	Karnataka Forest Act 1963	68	4	8	9
	Karnataka Education Act 1983 As Amended Upto Date	7	0	0	0
	Karnataka Kerosene Restriction Unuse Act 1956	0	0	0	0
	Karnataka University Act	0	0	0	0
	Karnataka Corruption Act	1		0	0
	Karnataka Medical Registration Act 1965	1	0	0	0
	Karnataka Land & Revenue Act 1964 & 2007	20	2	2	2
	Karnataka Kerosene Dealers License Order 1969	0	0	0	0
	Karnataka Society Registration Act	0	0	0	0
	Karnataka Minor Mineral Consistent Rule 1994	44	6	2	3
	Bangalore Development Authority Act	1	0	0	0
	Karnataka Prohibition of Beggery Act 1975	123	0	107	2
	Karnataka Municipalities Act 1964	1	0	0	0
	Karnataka Irrigation Act 1963	10	0	0	2
	Karnataka Fire Force act 1964	5	1	1	2
	Karnataka Consumer Protection Act 1986	0	0	0	0
	Karnataka Lottery Act	65	2	6	9
	Karnataka Weight & Measurement Act	0	0	0	0
	Karnataka Agriculture Marketing Regulation Act	1	0	1	0
	Karnataka Revenue Act	2	0	1	0
	Karnataka Mining Act	7	0	1	0
	Karnataka Betting Tax Act	0	0	0	0
	Karnataka Panchayat Raj Act	1	0	0	1
	Karnataka Open Place Disfigurement Act 1951	618	1	9	6
	Karnataka Right To Information Act 2000 & 2008	0	0	0	0
	Karnataka Urban Development Act 1987	0	0	0	0
	Karnataka Town & City Planning Act 1961	0	0	0	0
	Karnataka Race Betting Act	0	0	0	0
	Karnataka Devadasi's (Prohibition Of Dedication) Act 1982	0	0	0	0
	Cooperative Society Act	1	0	0	0
	Karnataka Entertainment Tax Act 1958	4	0	0	0
	Karnataka Land Acquisition (Prohibition) Act 2007	1	0	0	0
	Karnataka Money Lender Act 1961	3	0	0	0
	Karnataka Stamp Act 1957	0	0	0	0
	Karnataka Prisoners Act 1963 & 1974	48	4	4	4
	Karnataka Private Medical Institution Act 2007	2	0	0	1
	MMRD (Mines & Minerals Regulation Development) Act 1957	133	6	17	17
	Karnataka Treasure Trove Act 1962	2	1	0	0
	Karnataka Prohibition of Charging Exorbitant Interest Act 2004	9	3	0	2
	Karnataka Ayurvedic And Unani Pract. Regis. & Medical Prac. Misc. Prov. Act	0	0	0	0
	Other Local Acts	163	10	21	9
	Sub Total	10212	510	844	544

Sl. No.	Heads of Crime	During the current year upto the end of month under review	During the corresponding month of previous year	During the previous month	During the current month
35	CYBER CRIME				
	Information Technology Act 2000, 2009	17771	1104	2023	2123
	Sub Total	17771	1104	2023	2123
36	NATIONAL SECURITY ACT	0	0	0	0
37	POCSO				
	Custodial Rape	9	1	1	1
	Gang Rape	1	0	0	0
	Rape with Murder	0	1	0	0
	Rape	2120	153	198	182
	Others	876	78	92	80
	Sub Total	3006	233	291	263
	Total (Item 1 to 36)	56449	4119	5978	5224
C. CRIMES AGAINST WOMEN					
1	Rape (Sec. 376 IPC)				
	1.1 Custodial Rape	1	0	0	1
	1.2 Gang Rape	7	1	0	0
	1.3 other Cases of Rape	490	33	52	56
	Sub Total	498	34	52	57
2	Outraging modesty (Molestation) (sec.354 IPC)	5408	416	551	589
3	Kidnapping & Abduction of Women: (Sec.366 IPC)	126	9	11	15
4	Insulting modesty (Eve-Teasing) (Sec.294 & 509 IPC if victim is a woman)	115	9	16	13
5	Murder for Dowry - by burning (Sec.302 IPC)	0	0	0	0
6	Murder for Dowry - by other means (Sec.302 IPC)	8	2	4	2
7	Murder for other reasons	339	36	26	36
8	Attempt to Commit Murder for dowry by burning (Sec.307 IPC)	0	0	0	0
9	Attempt to Commit Murder for dowry by other means (Sec.307 IPC)	38	2	4	3
10	Attempt to Commit murder for other reasons	682	51	72	55
11	Dowry Death-by burning (Sec.304-B IPC)	3	0	0	1
12	Dowry Death-by other Means (Sec.304(B) IPC)	129	12	22	13
13	Cruelty by Husband or Relatives of Husband (Sec.498-A IPC)	2558	206	252	300
14	Abetment of Suicide (Sec.306 IPC)	117	20	6	8
15	Immoral Traffic (prevention) Act.	240	18	22	23
16	Indecent Representation of Women(Prohibition) Act-1986	2	1	1	0
17	Pornography	3	0	0	0
18	Offences against Public Servants (Sec.182-188-333-353 IPC)	108	10	12	13
19	Offences related to Marriage	31	3	3	2
20	Cyber Crimes	6313	374	669	681
	Total (Item 1 to 20)	16718	1203	1723	1811

Sl. No.	Heads of Crime	During the current year upto the end of month under review	During the corresponding month of previous year	During the previous month	During the current month
<u>D.CRIME AGAINST CHILDREN</u>					
1	Infanticide/ Foeticide (Sec. 315 & 316 IPC)	0	0	0	0
2	Rape on Minor	0	0	0	0
3	Exposure & abandonment (Sec. 317 IPC)	52	9	2	8
4	Kidnapping & Abduction of Children	2852	257	331	348
4.1	For Ransom - of Children	5	1	1	0
4.2	of Children - for begging	0	0	0	0
4.3	of Girls - Immoral Purpose	1	1	0	0
4.4	With intent to Steal from Child	0	1	0	0
4.5	Lawful Guardianship	1	0	0	0
4.6	Procuration of Minor Girls - For Prostitution	0	0	0	0
4.7	Procuration of Minor Girls - Importing of Girl	0	0	0	0
4.8	Procuration of Minor Girls - For Other Purposes	7	1	1	0
	Sub Total	2866	261	333	348
5	Selling of girls for Prostitution (Sec.372 IPC)	0	0	0	0
6	The Prohibition of Child Marriage Act - 2006	121	14	13	11
7	POCSO Act	3006	233	291	263
8	Death of Children due to miscarriage	10	0	2	2
9	Juvenile Justice Act	81	8	21	2
10	Child Labour (Pro.& Reg.) Act	110	1	22	5
11	Probation of Offenders Act	1	0	0	0
	Total (Item 1 to 11)	6247	526	684	639

Sl. No.	Heads of Crime	During the current year upto the end of month under review	During the corresponding month of previous year	During the previous month	During the current month
<u>E. CRIME AGAINST SCHEDULED CASTES / TRIBES BY NON SCs/STs</u>					
1	Murder	76	15	6	7
2	Rape	222	31	25	20
3	Kidnapping	35	5	3	3
4	Offences under the Protection of Civil Rights Act.	6	1	0	0
5	Offences under the SC & ST (prevention of Atrocities) Act 1989 (if the victim is SC)	1442	108	170	173
	Total (Item 1 to 5)	1781	160	204	203

G. MOTOR VEHICLE ACCIDENTS (DURING OCTOBER 2023)

Sl.No.	Location of Accidents	No. of Cases			No. of Persons		
		Fatal	Non-Fatal	Total	Killed	Injured	Total
1	National Highways	334	864	1198	379	1542	1921
2	State Highways	234	567	801	252	1130	1382
3	Other Roads	357	1276	1633	363	1800	2163
	TOTAL	925	2707	3632	994	4472	5466

1. 925 Fatal cases have been reported in October 2023, on an average 30 fatal cases reported per day.
2. 2707 Non Fatal cases have been reported in October 2023, on an average 87 non fatal cases reported per day
3. Out of 925 fatal cases reported 334 of the cases are on National Highways.
4. Out of 2707 non fatal cases reported 864 of the cases are on National Highways.
5. Out of 994 persons killed in road accidents 379 persons killed in National highways, i.e., 38% persons killed in National highways
6. Out of 4472 persons injured in road accidents 1542 persons injured in National highways, i.e., 34% Persons injured in National highways

CASES REPORTED UNDER IPC AND SLL DURING THE MONTH UNDER REVIEW AND THE CURRENT YEAR					
Sl.No.	DISTRICTS/UNITS	IPC CRIMES		SLL CRIMES	
		During the month under review (Oct-2023)	During the current Year Upto the month under review	During the month under review (Oct-2023)	During the current Year Upto the month under review
	Commissionerates				
1	Bengaluru City	3315	35074	2112	22617
2	Mysuru City	217	2130	47	615
3	Hubballi Dharwad City	126	1456	115	981
4	Mangaluru City	185	1733	124	937
5	Belagavi City	148	1407	42	376
6	Kalaburagi City	170	1768	71	583
	Central Range				
1	Bengaluru Dist	721	6208	192	1660
2	Ramanagara	335	3414	81	967
3	Tumakuru	569	5195	143	1641
4	Kolar	220	2130	25	526
5	Chickballapura	237	2236	109	1055
6	K.G.F	63	691	42	453
	Eastern Range				
1	Chitradurga	405	3576	108	1385
2	Davanagere	294	3089	67	1007
3	Shivamogga	447	3812	150	1446
4	Haveri	223	2010	63	787
	Western Range				
1	Dakshina Kannada	171	1486	34	374
2	Udupi	246	1953	60	809
3	Chikkamagaluru	232	2484	97	1134
4	Uttara Kannada	178	1923	76	888
	Northern Range				
1	Belagavi Dist	426	4045	123	1725
2	Bagalkot	205	1912	107	882
3	Vijayapur	257	2520	139	1307
4	Dharwad	102	1019	56	483
5	Gadag	87	1009	81	770
	North Eastern Range				
1	Kalaburagi	211	2098	110	996
2	Bidar	255	2551	103	1079
3	Yadgir	142	1218	63	723
	Southern Range				
1	Mysuru Dist	401	3766	77	840
2	Mandya	395	4143	76	943
3	Chamarajanagar	166	1586	55	613
4	Hassan	451	4207	73	1112
5	Kodagu	129	1267	40	504
	Ballari Range				
1	Ballari	189	1693	123	1065
2	Koppal	147	1502	64	696
3	Raichur	254	2184	104	1248
4	Vijayanagara	139	1531	68	1133
	Karnataka Railways	72	766	3	76
	STATE	12530	122792	5223	56436

MAJOR HEADS FOR THE YEAR 2023 (UPTO OCTOBER)																						
SL.NO	DISTRICTS/UNITS	MURDER	ATTEMPT TO MURDER	RAPE	DACOITY	ROBBERY	BURGLARY DAY	BURGLARY NIGHT	THEFT	RIOTING	HURT	CRUELTY BY HUSBAND	DOWRY DEATHS	FATAL	NON-FATAL	MOLESTATION	SC/ST	GAMBLING	DP ACT	CYBER CRIME	POCSO	POCSO-RAPE
	Commissionerates																					
1	Bengaluru City	175	466	145	82	671	222	747	8873	121	2994	584	22	717	3392	950	183	551	827	14327	476	333
2	Mysuru City	27	44	13	2	44	14	74	381	2	249	31	2	122	656	59	15	44	155	188	53	29
3	Hubballi Dharwad City	20	39	6	7	19	9	70	208	30	145	90	0	95	363	36	28	314	2	400	35	16
4	Mangaluru City	15	43	15	2	13	15	38	172	12	125	26	1	128	677	60	28	119	28	211	45	22
5	Belagavi City	18	32	6	5	16	20	116	225	63	125	64	0	98	358	36	13	113	5	73	15	10
6	Kalaburagi City	23	43	11	7	57	26	111	408	52	206	70	6	90	305	42	32	248	52	29	24	14
	Central Range																					
1	Bengaluru Dist	55	93	18	17	83	64	237	1330	106	544	150	11	528	1533	177	85	158	30	611	101	51
2	Ramanagara	28	59	9	21	31	37	108	415	44	517	42	2	325	1023	196	58	160	35	133	93	81
3	Tumakuru	42	100	16	6	64	54	174	651	47	705	64	4	591	1524	272	72	456	100	205	143	89
4	Kolar	36	59	7	6	27	13	39	311	122	335	21	4	194	437	67	50	106	16	50	50	43
5	Chickballapura	18	36	9	3	20	23	89	238	128	394	27	6	257	529	93	40	230	16	204	130	112
6	K.G.F	8	22	4	0	4	10	32	78	18	171	16	2	57	116	30	20	31	19	98	30	25
	Eastern Range																					
1	Chitradurga	25	65	9	1	29	18	103	349	220	503	88	6	378	1073	290	42	508	45	44	98	64
2	Davanagere	19	101	13	9	57	17	166	612	119	297	62	7	238	649	188	78	427	68	60	87	59
3	Shivamogga	31	113	7	15	36	11	119	334	166	658	69	3	286	977	272	81	328	102	34	164	127
4	Haveri	8	65	16	7	13	16	119	332	201	256	29	2	209	440	74	33	393	23	82	70	58
	Western Range																					
1	Dakshina Kannada	7	22	8	1	16	16	63	82	34	150	24	0	107	646	44	41	26	6	44	76	39
2	Udupi	11	19	11	2	20	17	66	134	23	156	29	0	185	847	52	36	173	8	112	42	32
3	Chikkamagaluru	29	45	7	3	10	24	88	238	70	472	54	0	204	609	174	73	191	11	77	86	56
4	Uttara Kannada	11	42	13	1	20	12	44	156	52	261	43	2	185	639	143	26	384	9	67	50	34
	Northern Range																					
1	Belagavi Dist	62	114	17	9	27	28	133	460	222	363	96	4	607	1105	250	74	722	7	67	94	81
2	Bagalkot	30	74	8	12	15	33	91	223	90	140	15	3	299	402	156	39	350	18	40	52	40
3	Vijayapur	48	83	16	9	5	23	85	295	121	315	102	7	349	489	143	63	558	5	74	80	64
4	Dharwad	14	32	5	0	6	8	49	118	40	108	23	6	197	245	30	27	173	1	35	36	30
5	Gadag	13	27	4	0	9	6	47	160	89	89	30	2	122	166	60	31	308	2	45	39	34
	North Eastern Range																					
1	Kalaburagi	47	46	8	2	9	19	65	302	148	277	64	1	257	503	83	31	393	26	21	45	39
2	Bidar	28	48	3	4	27	22	144	300	114	448	87	2	264	630	52	36	569	12	31	39	28
3	Yadgir	13	23	6	3	4	6	28	192	96	160	31	0	131	235	80	25	338	8	12	31	29
	Southern Range																					
1	Mysuru Dist	25	51	13	4	33	25	183	328	123	770	54	6	380	1055	242	56	159	8	32	124	80
2	Mandya	33	73	3	6	49	32	106	428	47	684	74	3	417	1420	262	60	275	27	40	100	55
3	Chamarajanagar	18	37	2	2	16	11	60	106	71	326	22	3	137	405	155	39	103	12	34	61	42
4	Hassan	28	109	12	6	46	41	128	389	73	762	67	6	394	1360	223	70	126	82	93	133	94
5	Kodagu	24	39	6	1	4	26	44	72	3	272	19	0	62	373	43	31	34	9	88	56	44
	Ballari Range																					
1	Ballari	16	45	8	2	11	21	67	349	69	151	82	2	211	269	52	27	498	26	60	37	19
2	Koppal	22	29	14	0	13	20	59	248	61	119	62	3	202	328	57	28	364	1	14	46	39
3	Raichur	34	50	18	2	4	16	55	476	196	202	94	3	216	317	170	73	642	45	20	67	54
4	Vijayanagara	15	54	12	1	3	8	50	235	73	138	53	1	202	299	89	35	466	23	11	99	63
	Karnataka Railways	8	4	0	1	27	0	3	662	1	18	0	0	1	1	6	0	0	0	0	3	3
	STATE	1084	2446	498	261	1558	983	4000	20870	3267	14605	2558	132	9442	26395	5408	1779	11038	1869	17766	3010	2132

MAJOR HEADS FOR THE MONTH OF OCTOBER-2023																							
SL.NO	DISTRICTS/UNITS	MURDER	ATTEMPT TO MURDER	RAPE	DACOITY	ROBBERY	BURGLARY DAY	BURGLARY NIGHT	THEFT	RIOTING	HURT	CRUELTY BY HUSBAND	DOWRY DEATHS	FATAL	NON-FATAL	MOLESTATION	SC/ST	GAMBLING	DP ACT	CYBER CRIME	POCSO	POCSO-RAPE	
	Commissionerates																						
1	Bengaluru City	14	45	17	3	72	12	93	1043	11	329	74	2	79	314	110	23	49	83	1709	29	45	
2	Mysuru City	3	5	2	0	2	2	2	37	0	17	4	0	15	75	7	0	3	11	23	1	3	
3	Hubballi Dharwad City	4	1	1	0	2	2	4	19	2	11	11	0	8	32	3	5	55	1	35	0	2	
4	Mangaluru City	1	7	1	0	3	3	3	26	1	10	5	0	15	72	7	3	31	7	24	2	5	
5	Belagavi City	2	5	0	3	1	1	10	21	6	15	5	0	11	36	6	4	18	0	8	0	0	
6	Kalaburagi City	2	5	2	0	7	2	10	37	6	18	6	1	6	38	3	4	35	8	5	2	5	
	Central Range																						
1	Bengaluru Dist	9	8	4	1	7	10	45	163	9	58	16	2	52	175	19	7	11	6	85	3	7	
2	Ramanagara	2	7	0	1	3	2	16	37	6	38	4	0	29	110	20	11	16	3	6	10	10	
3	Tumakuru	10	8	1	2	6	7	19	71	5	65	6	1	64	202	25	4	32	8	28	9	13	
4	Kolar	4	6	0	2	3	0	6	38	7	28	2	0	20	47	7	3	4	1	3	3	3	
5	Chickballapura	1	1	0	0	1	1	15	22	14	50	5	0	33	51	10	9	25	2	29	13	16	
6	K.G.F	0	3	0	0	2	0	2	6	1	17	1	0	7	10	6	3	4	3	16	4	4	
	Eastern Range																						
1	Chitradurga	4	12	0	0	3	3	14	43	22	76	12	0	38	109	34	5	32	4	5	2	3	
2	Davanagere	1	11	1	1	4	2	13	63	8	32	6	1	21	61	20	3	34	6	3	5	11	
3	Shivamogga	2	22	2	0	8	1	18	44	34	56	8	0	29	103	31	11	56	10	12	10	14	
4	Haveri	1	3	1	0	2	2	14	36	14	37	4	1	20	52	12	6	28	2	13	5	6	
	Western Range																						
1	Dakshina Kannada	1	3	1	0	2	2	3	19	1	20	3	0	10	60	8	2	2	2	6	7	13	
2	Udupi	3	4	1	0	6	0	9	27	3	20	5	0	14	97	4	8	16	0	11	1	2	
3	Chikkamagaluru	2	4	1	0	0	2	12	38	4	45	6	0	18	49	19	6	16	2	10	6	9	
4	Uttara Kannada	1	3	1	0	0	0	3	13	2	26	4	0	17	54	12	2	45	1	3	4	4	
	Northern Range																						
1	Belagavi Dist	6	17	1	0	4	4	14	48	19	35	9	0	59	102	21	8	61	0	11	6	8	
2	Bagalkot	3	6	0	0	3	4	8	36	11	21	2	0	19	35	20	6	61	1	4	2	2	
3	Vijayapur	2	9	3	2	3	0	6	29	22	27	11	0	28	51	17	8	81	0	6	6	6	
4	Dharwad	1	4	2	0	1	1	4	13	0	10	2	2	19	27	1	1	29	0	5	1	1	
5	Gadag	1	1	0	0	1	0	1	22	4	9	2	0	11	15	5	3	44	0	6	4	4	
	North Eastern Range																						
1	Kalaburagi	5	3	1	0	2	1	2	32	14	26	10	0	23	64	8	9	55	3	5	0	1	
2	Bidar	0	8	1	2	0	1	13	36	14	45	8	0	24	59	4	3	64	0	5	1	2	
3	Yadgir	0	4	0	0	0	2	5	13	14	19	3	0	18	23	8	2	39	2	3	2	2	
	Southern Range																						
1	Mysuru Dist	1	4	1	0	2	1	25	44	10	79	6	0	44	112	27	5	8	0	6	12	14	
2	Mandya	3	11	1	0	11	4	7	39	3	71	4	0	39	116	29	8	32	1	3	3	7	
3	Chamarajanagar	2	6	0	0	1	0	9	13	4	28	3	1	21	42	18	4	12	0	6	4	6	
4	Hassan	2	8	2	3	4	8	12	45	10	77	11	1	45	159	22	8	8	7	5	10	12	
5	Kodagu	4	2	0	0	2	2	2	8	1	24	4	0	5	38	3	1	3	1	11	4	4	
	Ballari Range																						
1	Ballari	3	4	3	0	1	1	12	40	5	17	12	1	22	24	6	3	64	0	10	2	5	
2	Koppal	3	1	2	0	2	3	5	27	11	9	7	0	16	36	3	2	38	0	1	0	1	
3	Raichur	5	9	2	0	1	1	10	64	21	27	9	0	16	34	23	12	53	9	2	6	9	
4	Vijayanagara	3	2	1	0	1	0	7	22	13	5	10	0	15	20	10	1	39	1	0	6	8	
	Karnataka Railways																						
	Karnataka Railways	1	1	0	0	4	0	1	58	0	2	0	0	0	0	1	0	0	0	0	0	0	
	STATE	112	263	56	20	177	87	454	2392	332	1499	300	13	930	2704	589	203	1203	185	2123	185	267	

KARNATAKA SAKALA SERVICES ACT, 2011 AND (AMENDMENT) ACT, 2014**Unitwise - Month wise Report on Receipts & Disposals - October - 2023**

Police Department has implemented 24 SAKALA Services through PoliceIT Application. The district wise details of received, disposed and overdue status of services for October 2023 as on 31.10.2023 are as under.

SI No	District	No. of SAKALA Receipts during the Month	No. of SAKALA Disposals during the Month	No. of Pendency After due date as on 31.10.2023
1	Bengaluru City	25061	29073	16
2	Belagavi City	2111	2545	69
3	Hubli-Dharwad City	1079	1290	207
4	Mysore City	3774	4499	55
5	Mangalore City	2505	3111	59
6	Bagalkot	1307	1508	14
7	Ballari	996	1062	16
8	Belagavi	1101	1235	27
9	Bengaluru Rural	2548	3262	327
10	Bidar	972	957	78
11	Chamarajanagar	1040	1158	0
12	Chikkaballapura	1596	1673	1
13	Chikkamagaluru	1763	2174	18
14	Chitradurga	1256	1332	2
15	Dakshina Kannada	767	944	0
16	Davanagere	1638	1998	5
17	Dharwad	835	945	84
18	Gadag	586	608	0
19	Hassan	1993	2293	11
20	Haveri	1055	1272	11
21	Kalaburagi	975	1129	5
22	Kodagu	785	874	0
23	Kolar	623	709	5
24	KGF	885	996	12
25	Koppal	754	595	0
26	Mandya	2120	2537	15
27	Mysuru	1654	2090	8
28	Raichur	683	793	11
29	Ramanagara	1878	2373	8
30	Shivamogga	2336	2802	37
31	Tumakuru	2418	2924	2
32	Udupi	1595	1870	0
33	Uttara Kannada	2192	2692	0
34	VijayaNagara	666	810	11
35	Vijayapura	2353	2845	14
36	Yadgir	390	408	72
	Total	76290	89386	1200

KARNATAKA SAKALA SERVICES ACT, 2011 AND (AMENDMENT) ACT, 2014**Unitwise - Month wise Report on Receipts & Disposals - October - 2023**

Police Department has implemented 24 SAKALA Services through PoliceIT Application. The Service wise details of received, disposed and overdue status of services for October 2023 as on 31.10.2023 are as under

Sl. No	Service Name	Stipulated Time	No. of Receipts During the Month	No. of Disposal During the Month as on 31.10.2023
1	Arms License Issue and Renewal Verification	30	1	0
2	Certification of Finger Print	20	5	5
3	Disposal of Petitions	45	23275	31854
4	Issue of copy of FIR to the complainant	1	14574	14574
5	License for Amplified Sound System	3	523	530
6	License for Amusement	15	0	0
7	Missing Report of documents, Mobile phone etc	1	5424	5424
8	No objection to return to India permission in respect of Tibetans	20	1	1
9	No obligation to return to India (NORI) Certificate	20	0	0
10	NOC for Crackers License	7	74	43
11	NoC for Passport Verification	20	527	630
12	NOC for petrol pump,gas agency,hotel,bar etc.	7	0	0
13	NOC for Residencial Permit Extension	7	0	0
14	NOC required for setting up of Petroleum, Diesel and Naphtha, Sale, Transport	21	0	0
15	Permission for Peaceful Assembly and procession	15	0	0
16	Police Clearance Certificate for going abroad (Visa for studies)/ Police Clearance Certificate for Foreign Nationals	20	174	206
17	Police verification Certificate for Coolies/Loader/Class IV Security Staff/ Supervisor at Airport (Individual applicants only)	20	4637	5623
18	Police Verification Certificate for domestic servants/house keeping	20	30	67
19	Police Verification Certificate for Institutions/ Companies	20	63	73
20	Police verification Certificate for Marriage Alliances	20	25	37
21	Police verification Certificate for Training Apprenticeship at Public Undertakings /for trainees/ Workers working on daily wages at Govt. Institutions	20	3513	4442
22	PVC for Central /State Govt. employees if request is received directly by the employee	20	543	775
23	Service Verification	20	22901	25102
24	Temporary Licence for Sale of Crackers	7	0	0
	Total		76290	89386

Aadhaar e-Sign details of FIR for the Month of October 2023

Sl.No	District_Name	FIR Count	FIR eSign Count	FIR %
1	Bagalkot District	350	349	99.71
2	Ballari District	338	338	100.00
3	Belagavi City	210	31	14.76
4	Belagavi District	602	599	99.50
5	Bengaluru City	5871	720	12.26
6	Bengaluru District	1033	76	7.36
7	Bidar District	377	43	11.41
8	Chamarajanagar District	249	224	89.96
9	Chickballapura District	385	104	27.01
10	Chikkamagaluru District	367	32	8.72
11	Chitradurga District	584	10	1.71
12	Dakshina Kannada District	217	208	95.85
13	Davanagere District	436	41	9.40
14	Dharwad District	181	168	92.82
15	Gadag District	186	88	47.31
16	Hassan District	563	56	9.95
17	Haveri District	314	264	84.08
18	Hubballi Dharwad City	271	269	99.26
19	K.G.F District	134	0	0.00
20	Kalaburagi City	258	33	12.79
21	Kalaburagi District	334	11	3.29
22	KODAGU(Madikeri) District	188	84	44.68
23	Kolar District	295	0	0.00
24	Koppal District	232	194	83.62
25	Mandya District	516	9	1.74
26	Mangalore COP	325	65	20.00
27	Mysuru City	308	60	19.48
28	Mysuru District	540	147	27.22
29	Raichur District	381	26	6.82
30	Ramanagara District	464	8	1.72
31	Shivamogga District	650	52	8.00
32	SP Railways	77	5	6.49
33	Tumakuru District	789	238	30.16
34	Udupi District	328	319	97.26
35	Uttara Kannada District	289	239	82.70
36	Vijayanagara District	225	0	0.00
37	Vijayapur District	416	416	100.00
38	Yadgir District	209	0	0.00
Total		19492	5526	28.35

Aadhaar e-Sign details of Chargesheet for the Month of October 2023				
SI No.	District_Name	Charge sheeted	e-Signed Charge sheeted	Charge sheet %
1	Bagalkot District	263	73	27.76
2	Ballari District	321	158	49.22
3	Belagavi City	97	19	19.59
4	Belagavi District	279	86	30.82
5	Bengaluru City	2704	124	4.59
6	Bengaluru District	469	0	0.00
7	Bidar District	306	3	0.98
8	Chamarajanagar District	137	62	45.26
9	Chickballapura District	262	4	1.53
10	Chikkamagaluru District	352	1	0.28
11	Chitradurga District	341	0	0.00
12	Dakshina Kannada District	108	28	25.93
13	Davanagere District	275	4	1.45
14	Dharwad District	154	94	61.04
15	Gadag District	116	17	14.66
16	Hassan District	380	28	7.37
17	Haveri District	145	12	8.28
18	Hubballi Dharwad City	188	118	62.77
19	K.G.F District	83	0	0.00
20	Kalaburagi City	136	3	2.21
21	Kalaburagi District	196	2	1.02
22	KODAGU(Madikeri) District	127	19	14.96
23	Kolar District	156	0	0.00
24	Koppal District	171	49	28.65
25	Mandya District	396	1	0.25
26	Mangalore COP	117	85	72.65
27	Mysuru City	176	7	3.98
28	Mysuru District	423	9	2.13
29	Raichur District	259	0	0.00
30	Ramanagara District	395	0	0.00
31	Shivamogga District	266	6	2.26
32	SP Railways	15	0	0.00
33	Tumakuru District	561	20	3.57
34	Udupi District	201	114	56.72
35	Uttara Kannada District	262	86	32.82
36	Vijayanagara District	293	0	0.00
37	Vijayapur District	256	50	19.53
38	Yadgir District	167	0	0.00
Total		11553	1282	11.10

Vehicle Log Details For The Month Of October-2023

Chief Office
As On: 20/11/2023

S.No.	District/Unit Name	Actual Strength	Log Entered Vehicles For The Month	Log Not Entered Vehicles For The Month	Remarks
1	Bagalkot	167	167	0	
2	Ballari	168	164	4	
3	Belagavi City	210	210	0	
4	Belagavi Dist	268	268	0	
5	Bengaluru City	3,064	2,273	791	
6	Bengaluru Dist	209	166	43	
7	Bidar	224	223	1	
8	Chamarajanagar	120	120	0	
9	Chickballapura	136	136	0	
10	Chikkamagaluru	246	246	0	
11	Chitradurga	187	134	53	
12	Coastal Security Police	42	32	10	
13	Dakshina Kannada	178	173	5	
14	Davanagere	206	182	24	
15	Dharwad	117	117	0	
16	Gadag	164	162	2	
17	Hassan	190	190	0	
18	Haveri	146	146	0	
19	Hubballi Dharwad City	256	250	6	
20	K.G.F	99	87	12	
21	Kalaburagi	208	141	67	
22	Kalaburagi City	160	145	15	
23	Karnataka Railways	89	89	0	
24	Kodagu	139	113	26	
25	Kolar	174	163	11	
26	Koppal	160	160	0	
27	Mandya	231	230	1	
28	Mangaluru City	214	169	45	
29	Mysuru City	246	191	55	
30	Mysuru Dist	219	219	0	
31	Raichur	177	177	0	
32	Ramanagara	199	182	17	
33	Shivamogga	218	217	1	
34	Tumakuru	298	262	36	
35	Udupi	208	205	3	
36	Uttara Kannada	221	221	0	
37	Vijayanagara	138	138	0	
38	Vijayapur	219	219	0	
39	Yadgir	144	96	48	
40	Forest Cell	45	30	15	

S.No.	District/Unit Name	Actual Strength	Log Entered Vehicles For The Month	Log Not Entered Vehicles For The Month	Remarks
41	CID	214	137	77	
42	ISD Bengaluru	72	65	7	
43	State INT	724	625	99	
44	APTS Yelahanka	16	5	11	
45	Battalion I - Bangalore	59	51	8	
46	Battalion II - Belgaum	31	2	29	
47	Battalion III - Bangalore	49	46	3	
48	Battalion IV - Bangalore	40	31	9	
49	Battalion IX - Bangalore	32	31	1	
50	Battalion V - Mysore	36	33	3	
51	Battalion VI - Gulbarga	38	30	8	
52	Battalion VII - Mangalore	33	30	3	
53	Battalion VIII - Shimoga	35	35	0	
54	Battalion X - Haveri	40	27	13	
55	Battalion XI - Hassan	45	42	3	
56	Battalion XII Tumakuru	39	39	0	
57	Central Range	5	1	4	
58	Centre for Counter Terrorism	44	8	36	
59	Chief Office	117	33	84	
60	COMMANDANT MOUNTED	20	20	0	
61	Eastern Range	3	3	0	
62	FPB Unit	19	0	19	
63	FSL Madiwala	20	11	9	
64	I.R.B. Vijayapura	40	14	26	
65	IGP Railways	3	3	0	
66	IGP TRAINING	8	4	4	
67	IIIrd BN KSISF	27	25	2	
68	IIInd BN KSISF	25	24	1	
69	IRB Munirabad	48	44	4	
70	ISD	145	121	24	
71	Ist BN KSISF	43	43	0	
72	Kalaburgi Range	5	2	3	
73	KPA Mysore	29	29	0	
74	KSPTS Channapatna	20	20	0	
75	KSPTS Khanapur	21	20	1	
76	KSRP PTS BELAGAVI	18	17	1	
77	KSRP Training Munirabad	12	11	1	
78	PDMS Yelahanka	28	24	4	
79	PTC Gulbarga	37	23	14	
80	PTS Aimangala	18	13	5	

S.No.	District/Unit Name	Actual Strength	Log Entered Vehicles For The Month	Log Not Entered Vehicles For The Month	Remarks
81	PTS Dharwad	19	18	1	
82	PTS Hassan	19	0	19	
83	PTS Kaduru	15	15	0	
84	PTS Mysuru	19	19	0	
85	PTS Thanisandra	19	0	19	
86	RFSL Ballari	5	0	5	
87	RFSL Belgaum	9	3	6	
88	RFSL Davanagere	8	8	0	
89	RFSL Gulbarga	8	3	5	
90	RFSL Hubballi	6	0	6	
91	RFSL Mangalore	12	3	9	
92	RFSL Mysore	9	6	3	
93	SCRB	49	49	0	
94	Southern Range	8	8	0	
95	Special Task Force	8	0	8	
96	State Wireless	81	81	0	
97	TTI Bangalore	5	4	1	
98	Western Range	2	1	1	
	Grand Total	12663	10773	1890	

Sevasindhu Statistics for the Month of October 2023

Sl.No	Service Name	Received	Disposed	Pending
1	Job / Service Verification	27254	25526	1728
2	Police Verification Certificate(PVC) for Central/State Govt employees if request is received directly by the employee / By Concerned Department	767	717	50
3	Police Clearance Certificate for going abroad (Visa for studies)/ Police Clearance Certificate for Foreign Nationals	223	213	10
4	Police verification Certificate for Coolies/Loader/Class IV Security Staff/ Supervisor at Airport (Individual applicants only)	5127	4816	311
5	Police Verification Certificate for domestic servants/house keeping	36	36	0
6	Police Verification Certificate for Institutions/ Companies	79	70	9
7	Police verification Certificate for Marriage Alliances	30	30	0
8	Police verification Certificate for Training Apprenticeship at Public Undertakings /for trainees/ Workers working on daily wages at Govt. Institutions	4218	3852	366
9	Amplified Sound System	0	0	0
10	Missing Report of documents, Mobile phone etc	410	113	297
11	Disposal of petitions	27	10	17
12	Locked Home Details	0	0	0
13	Senior Citizen Registration	186	0	186
14	Complaint Registration	107	4	103
15	License for Amusement	0	0	0
16	No obligation to return to India (NORI) Certificate	0	0	0
17	NOC for petrol pump,gas agency,hotel,bar etc.	0	0	0
18	Permission for Peaceful Assembly and procession	0	0	0
19	Application for Temporary License for Sale of Crackers	0	0	0
20	NOC for setting up of Petroleum, Diesel and Naphtha sale and transport	0	0	0
Total		38464	35387	3077

Unitwise Statistics of cases Booked under COTPA Act 2003 for the month of October- 2023							
Sl. No.	Unit / District	Section 4	Section 5	Section 6A	Section 6B	Section 7	Total Fine Amount Collected
(1)	(2)	(3)	(4)	(5)	(6)	(7)	(8)
I	Commissionerate						
1	Bengaluru City	5789	0	14	5	18	927650
2	Mysuru City	57	0	0	0	0	9700
3	Hubli-Dharwad City	77	0	0	0	0	9000
4	Mangaluru City	420	0	0	0	0	21645
5	Belagavi City	512	0	0	0	0	32850
6	Kalburgi City	30	0	0	0	0	4200
II	Central Range						
1	Bengaluru Dist.	51	0	0	0	0	4800
2	K.G.F.	264	0	0	0	0	20000
3	Kolar	50	0	0	0	0	5000
4	Tumakuru	14	0	0	0	0	2700
5	Chickballapura	202	0	0	0	0	10700
6	Ramanagara	180	0	0	0	0	21000
III	Eastern Range						
1	Chitradurga	182	0	0	0	0	18150
2	Davanagere	233	0	0	0	0	24000
3	Shivamogga	73	0	0	0	0	6350
4	Haveri	68	0	0	0	0	6400
IV	Western Range						
1	Chickmagalur	30	0	0	0	0	4600
2	D.K.	182	0	0	0	0	22050
3	Udupi	50	0	0	0	0	6100
4	U.K.	371	0	0	0	0	38850
V	Northern Range						
1	Bagalakote	30	0	0	0	0	3000
2	Belagavi dist.	101	0	0	0	0	10100
3	Vijayapura	6	5	17	0	0	2800
4	Dharwad	0	0	0	0	0	0
5	Gadag	3	0	0	0	0	300
VI	North Eastern Range						
1	Bidar	332	0	13	0	0	44500
2	Kalaburgi	70	0	0	0	0	8500
3	Yadgiri	208	0	0	0	0	18500
VII	Southern Range						
1	Chamarajanagar	297	0	0	0	0	17550
2	Hassan	65	0	0	0	0	4600
3	Kodagu	42	0	0	0	0	4250
4	Mandya	61	0	0	0	0	5700
5	Mysuru Dist.	3	0	0	0	0	300
VIII	Ballari Range						
1	Ballari	713	0	0	0	0	71900
2	Vijayanagara	474	0	0	0	0	45900
3	Koppal	123	0	0	0	0	12500
4	Raichur	812	0	0	0	0	94900
IX	Karnataka Railways	58	0	0	0	0	10300
Total		12233	5	44	5	18	1551345