

GOVERNMENT OF KARNATAKA
POLICE DEPARTMENT



CRIME REVIEW

AND

PERFORMANCE OF UNITS UNDER

CCTNS PROJECT

FEBRUARY – 2024

POLICE 

POLICE COMPUTER WING &
STATE CRIME RECORDS BUREAU

7TH Floor, M.S. Building,
Dr.B.R.Ambedkar Road,
Bengaluru – 560001.

email:adgppcw@ksp.gov.in

INDEX

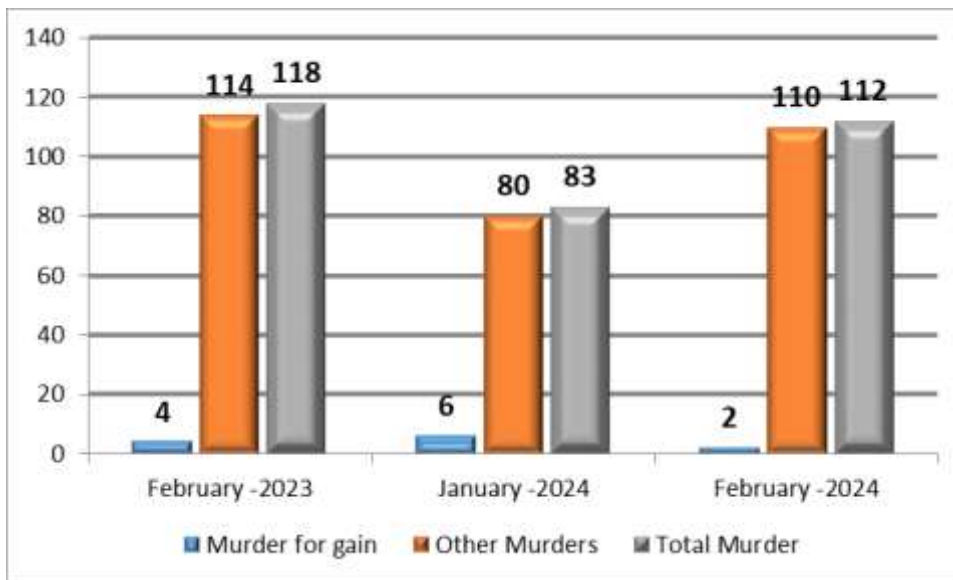
Sl. No.	CONTENTS	Page No.
1	Crime Review on – 1) Murder 2) Dacoity 3) Robbery 4) Burglary 5) Theft 6) Riots 7) Hurt 8) Spl. & local laws 9) Crime against Women 10) POCSO 11) SC & ST POA Act 12) Security cases 13) Cyber Crimes 14) Economic Offences & 15) MMDR & KMMCR 16) Motor Vehicles Theft Cases 17) NDPS Cases	1-17
2	District-wise Reported cases under various heads for the month of February – 2024	18
3	Crime Statistics – IPC Crimes	19-29
4	Crime Statistics – Special & Local laws	29-34
5	Crime Statistics – Crime against Women	34
6	Crime Statistics – Crime against Children	35
7	Crime Statistics – Crime against SC & ST	36
8	Crime Statistics – Road Accidents	37
9	Commissionerate & Range Wise IPC & SLL Cases	38
10	Commissionerate & Range Wise Major heads Cases	39 & 40
11	Unit-wise report on Receipts & Disposals under SAKALA services	41-42
12	Comparative Crime Statement – 17	43-44
13	e-Sign details – FIR & Chargesheet	45-46
14	Police IT MT Module log book details	47-49
15	Seva Sindhu – February month report	50
16	District Wise COTPA Statistics	51

CRIME REVIEW FOR THE MONTH OF FEBRUARY – 2024

1. Murder

As per the review for the month 112 cases of Murder were reported (2 cases of Murder for gain) as against 83 Murder cases (3 cases of Murder for gain has been reported) in the previous month & 118 Murder cases (4 cases of Murder for gain) in the corresponding month of previous year.

Month	Year	Murder for gain	Other Murders	Total Murder
February	2024	2	110	112
January	2024	3	80	83
February	2023	4	114	118

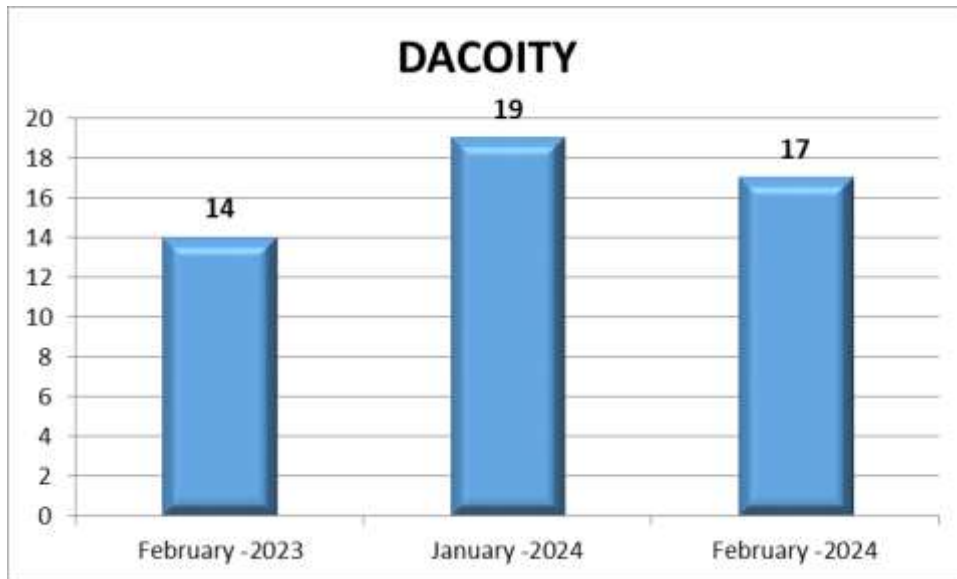


There is an increase in the reported cases of Murder during the current month when compared to the cases of previous month and a decrease when compared to the corresponding month of previous year.

2. Dacoity

17 cases of Dacoity were reported during the current month as against 19 cases in the previous month and 14 cases in the corresponding month of previous year.

Month	Year	Dacoity Cases
February	2024	17
January	2024	19
February	2023	14



There is a decrease in the reported cases of Dacoity during the current month when compared to the cases of previous month and an increase when compared to the corresponding month of previous year.

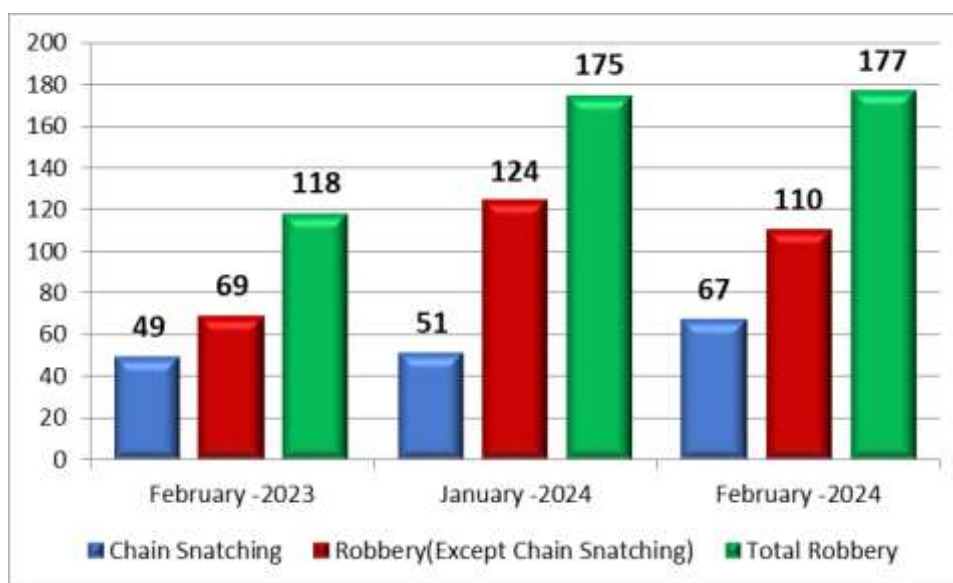
The unit wise break up of Dacoity cases for the month under review is as follows:-

Name of the unit	No. of cases	Name of the unit	No. of cases
Bengaluru City	5	Chikkamagalur District	2
Hassan District	2	Mysore City	1
Bidar District	1	D.K. District	1
Bengaluru District	1	Ramanagar District	1
Shivamogga District	1	Udupi District	1
Haveri District	1		

3. Robbery

177 cases of Robbery were reported during the current month (including 67 chain snatching cases) as against 175 cases (51 cases of Chain snatching) in the previous month and 118 cases (49 cases of Chain snatching) in the corresponding month of previous year.

Month	Year	Chain Snatching	Robbery (Except Chain Snatching)	Total Robbery
February	2024	67	110	177
January	2024	51	124	175
February	2023	49	69	118



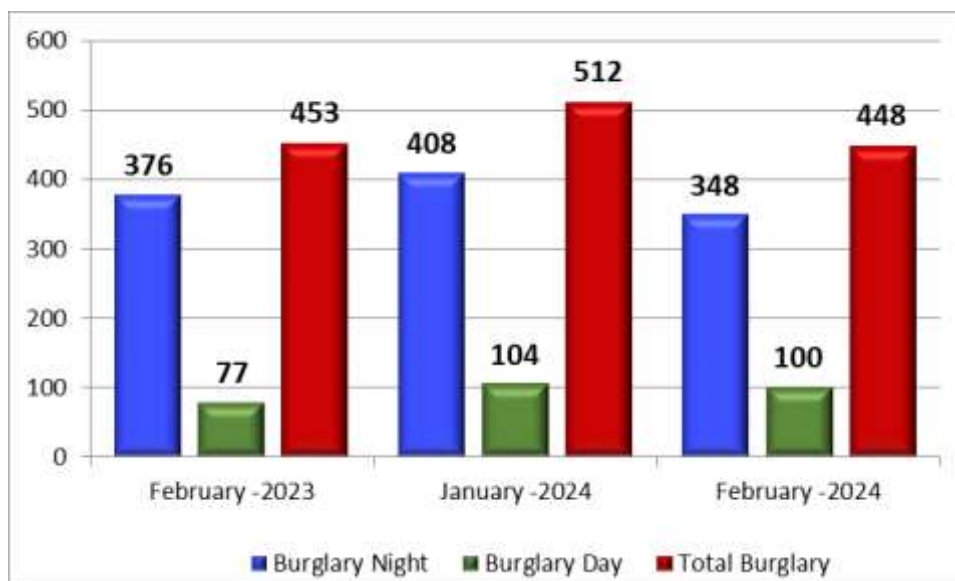
There is an increase in the number of cases reported during the current month under the head Robbery when compared to the cases of previous month and to the corresponding month of previous year.

There is an increase in the number of cases reported during the current month under Chain Snatching when compared to the cases of previous month and to the corresponding month of previous year.

4. Burglary

448 cases of Burglary were reported during the month as against 512 cases in the previous month and 453 cases during the corresponding month of previous year.

Month	Year	Burglary Night	Burglary Day	Total
February	2024	348	100	448
January	2024	408	104	512
February	2023	376	77	453

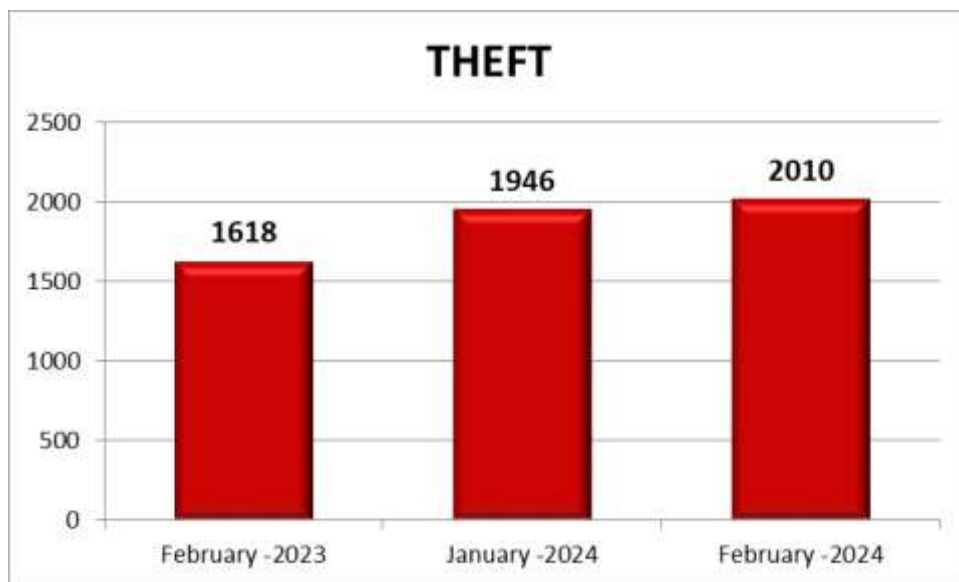


There is a decrease in the number of cases reported during the current month under the head burglary, when compared to the reported cases of previous month and to the corresponding month of previous year.

5. Theft

2010 cases of Theft were reported during the month as against 1946 cases in the previous month and 1618 cases in the corresponding month of previous year.

Month	Year	Reported
February	2024	2010
January	2024	1946
February	2023	1618

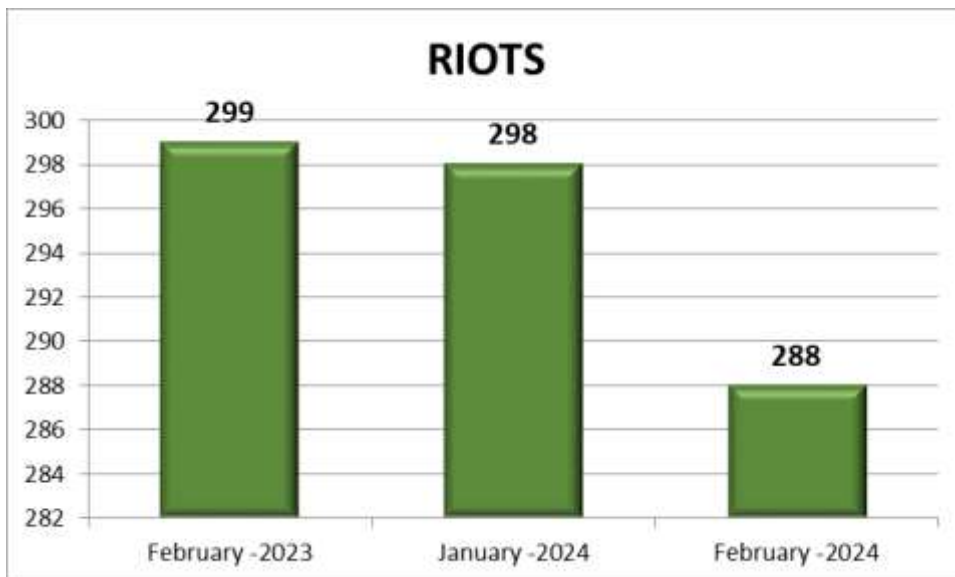


There is an increase in the number of cases reported during the current month under the head theft when compared to the cases of previous month and to the corresponding month of previous year.

6. Riots

288 cases were reported during the current month under the category Riots as against 298 cases in the previous month and 299 cases in the corresponding month of previous year.

Month	Year	Riots
February	2024	288
January	2024	298
February	2023	299

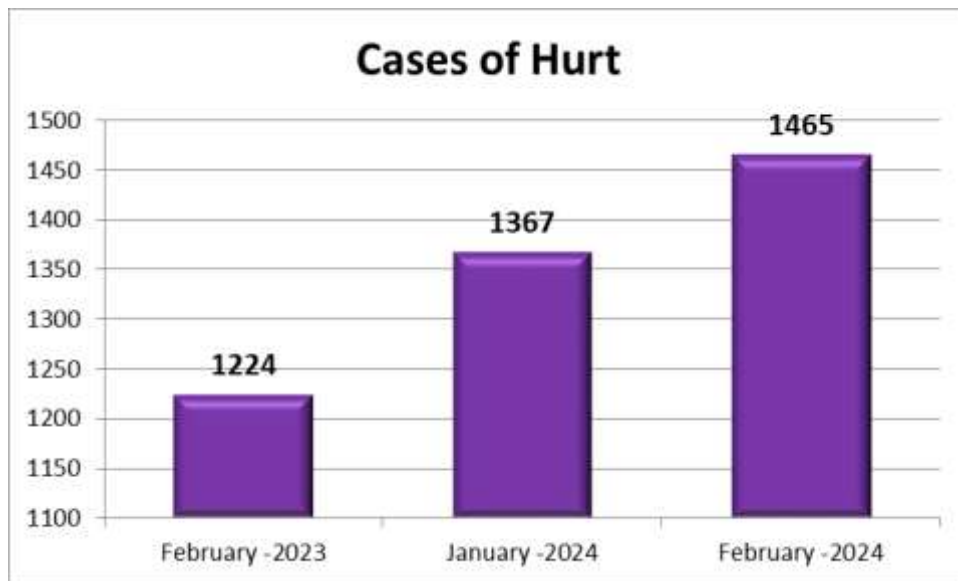


There is a decrease in the number of cases reported under this head during the month, when compared to the cases of previous month and to the corresponding month of previous year.

7. Hurt

1465 cases were reported during the current month under the category Hurt as against 1367 cases in the previous month and 1224 cases in the corresponding month of previous year.

Month	Year	Cases of Hurt
February	2024	1465
January	2024	1367
February	2023	1224

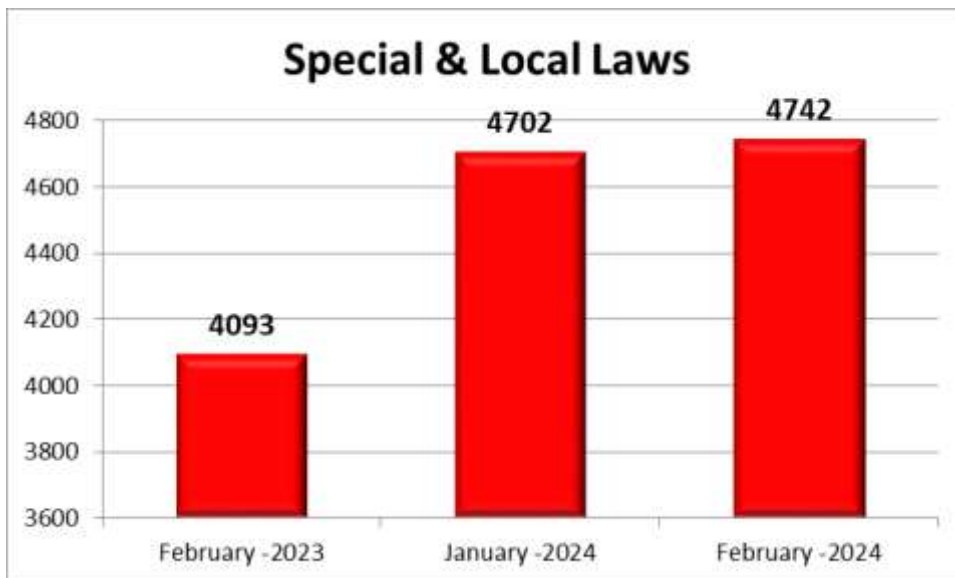


There is an increase in the number of cases reported under this head during the month, when compared to the cases of previous month and to the corresponding month of previous year.

8. Special & Local Laws

4742 cognizable cases were registered under Special & Local Laws during the month as against 4702 cases in the previous month and 4093 cases in the corresponding month of previous year.

Month	Year	Special & Local Laws
February	2024	4742
January	2024	4702
February	2023	4093

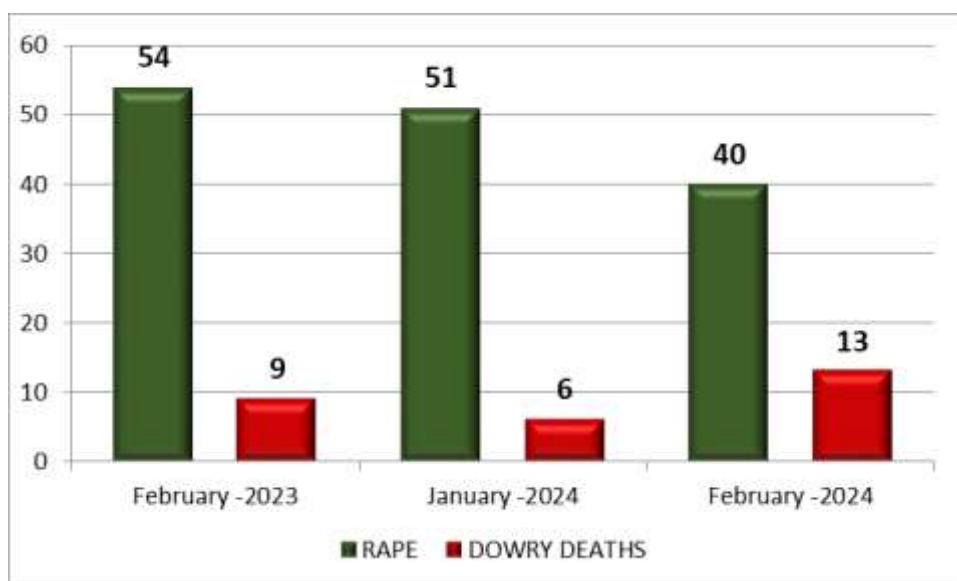


There is an increase in the number of cognizable cases reported during the month under Special & Local Laws when compared to the cases of previous month and to the corresponding month of the previous year.

9. Crime against Women (Rape & Dowry Death)

40 cases of Rape have been reported during the month as against 51 cases in the previous month and 54 cases in the corresponding month of previous year. 13 cases of Dowry Death have been reported during the current month, as against 6 cases in the previous month and 9 cases in the corresponding month of previous year. (Note: Other Crimes against Women are mentioned in Page No.22)

Month	Year	Rape	Dowry Death
February	2024	40	13
January	2024	51	6
February	2023	54	9



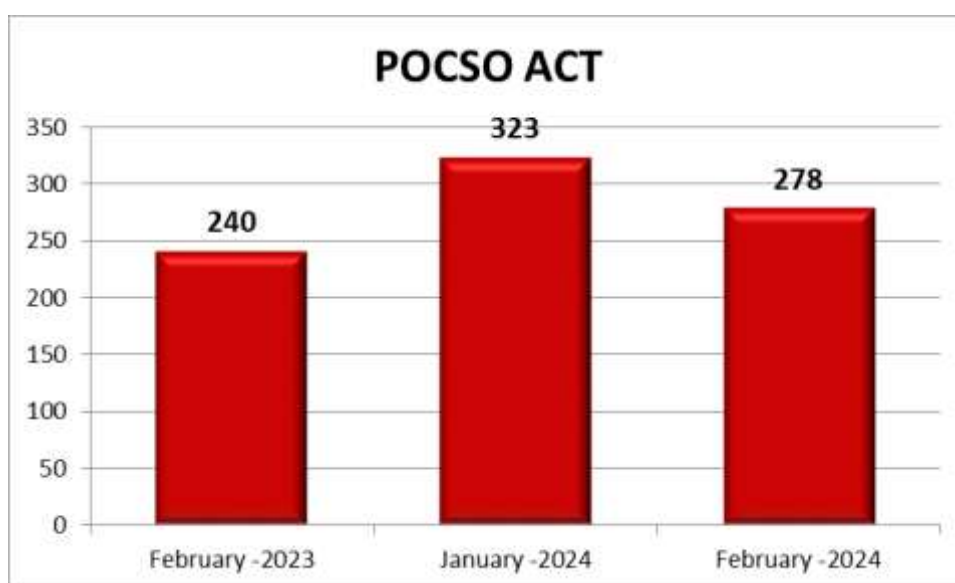
There is a decrease in the reported cases under Rape during the current month when compared to the previous month and to the corresponding month of previous year.

There is an increase in the reported cases of Dowry death during current month when compared to the previous month and to the corresponding month of previous year.

10. Protection of Children from Sexual Offences Act (POCSO)

278 cases of POCSO were reported during the current month as against 323 cases in the previous month and 240 in the corresponding month of previous year.

Month	Year	POCSO
February	2024	278
January	2024	323
February	2023	240

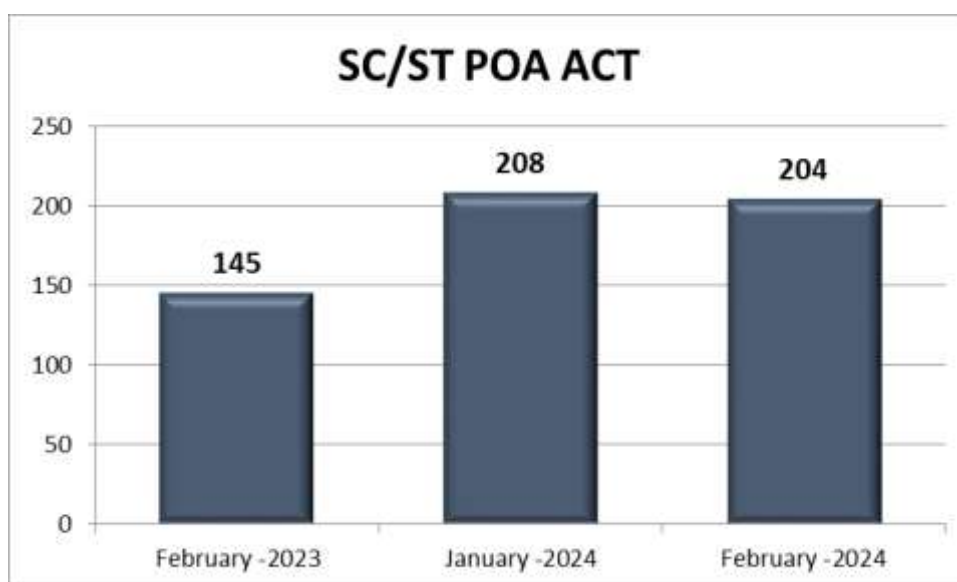


There is a decrease in the reported cases under the head POCSO during the current month when compared to the cases of previous month and an increase when compared to the corresponding month of previous year.

11. Crimes under SC/ST POA Act

204 cases were reported during the current month under this head as against 208 cases in the previous month and 145 cases in the corresponding month of previous year. (Details are mentioned at Page No.24)

Month	Year	SC/ST POA Act
February	2024	204
January	2024	208
February	2023	145

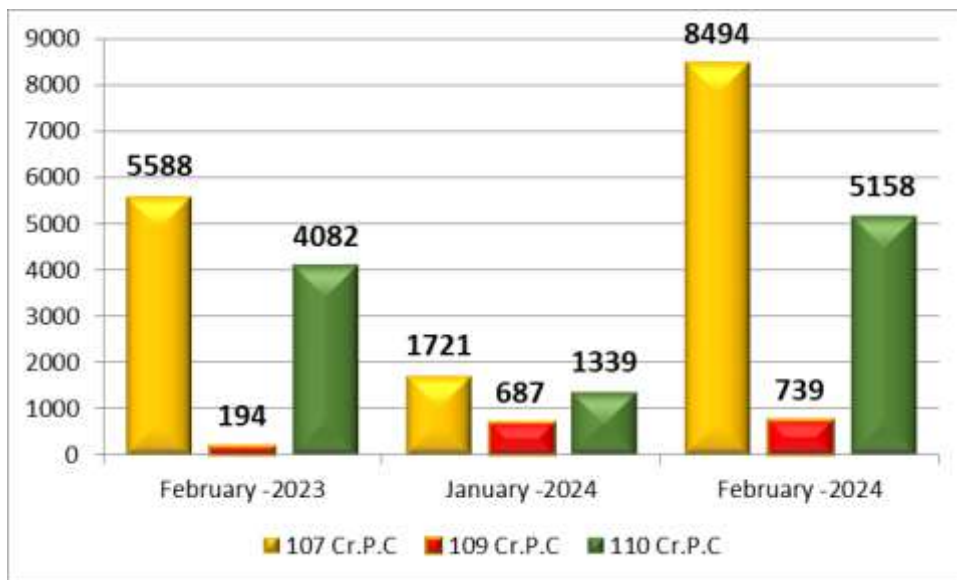


There is a decrease in the reported cases under Crime against SC/ST during the current month when compared to the reported cases of previous month and an increase when compared to the corresponding month of previous year.

12. Preventive Action Report

8494, 739 & 5588 cases u/s 107, 109 & 110 Cr.PC. respectively have been booked during the current month as against 1721, 687 & 1339 Preventive Action Report in the previous month and 5588, 194 & 4082 Preventive Action Report in the corresponding month of last year.

Month	Year	Security Cases			Total
		107 Cr.PC	109 Cr.PC	110 Cr.PC	
February	2024	8494	739	5158	14391
January	2024	1721	687	1339	3747
February	2023	5588	194	4082	9864

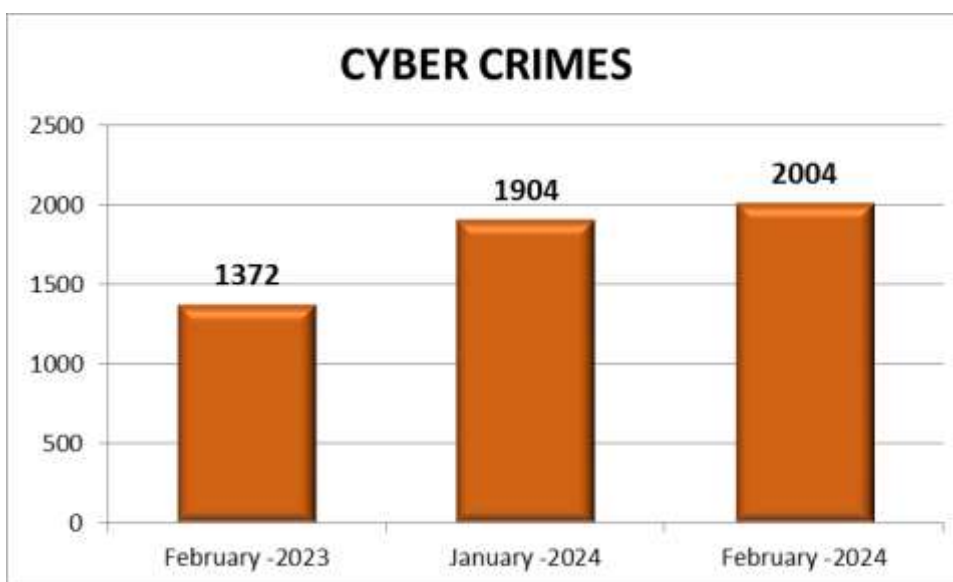


- Under sec 107 Cr.PC. more number of Preventive Action Report have been booked during the current month when compared to the Preventive Action Report of previous month and to the corresponding month of previous year.
- Under Sec.109 Cr.PC. more number of Preventive Action Report have been booked during the current month when compared to the Preventive Action Report of previous month and to the corresponding month of previous year.
- Under 110 Cr.PC. more number of Preventive Action Report have been booked during the current month when compared to the Preventive Action Report of previous month and to the corresponding month of previous year.

13. Cyber Crimes (Information Technology Act)

2004 cases were reported during the current month under this head as against 1904 cases in the previous month and 1372 cases in the corresponding month of previous year.

Month	Year	Cyber Crimes
February	2024	2004
January	2024	1904
February	2023	1372

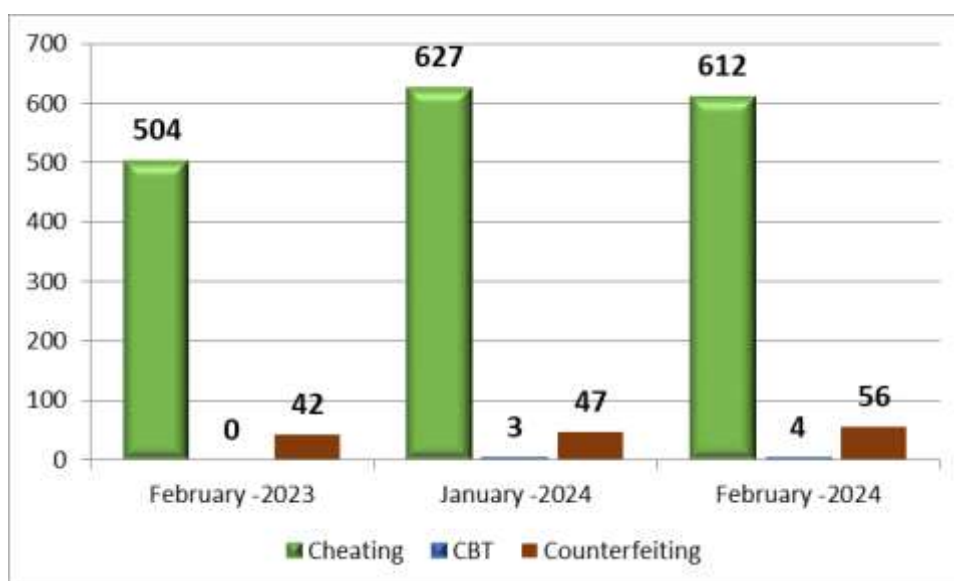


There is an increase in the reported cases under Cyber Crimes during the current month when compared to the reported cases of previous month and to the corresponding month of previous year.

14. Economic Offences (Criminal Breach of Trust, Cheating, Counterfeiting)

672 cases were reported during the current month under Economic Offences **(Criminal Breach of Trust-56, Cheating-612 and Counterfeiting-4)** as against 677 cases during the previous month and 546 cases in the corresponding month of previous year.

Month	Year	Economic Offences
February	2024	672
January	2024	677
February	2023	546



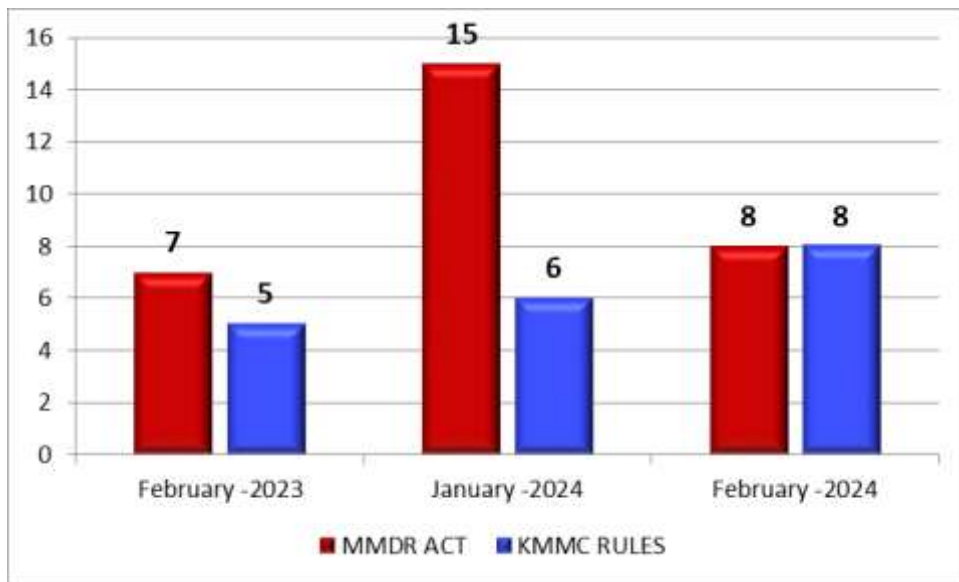
There is a decrease in the reported cases under economic offences during the current month when compared to the reported cases of previous month and an increase when compared to the corresponding month of previous year.

15. Mines and Minerals (Development & Regulation) Act 1957 & Karnataka Minor Mineral Consistent Rule - 1994

8 cases of MMDR were reported during the current month under this head as against 15 cases in the previous month and 7 cases in the corresponding month of previous year.

8 cases of KMMCR reported during the current month as against 6 cases in the previous month and 5 cases in the corresponding month of previous year.

Month	Year	MMDR Act	KMMC Rules
February	2024	8	8
January	2024	15	6
February	2023	7	5



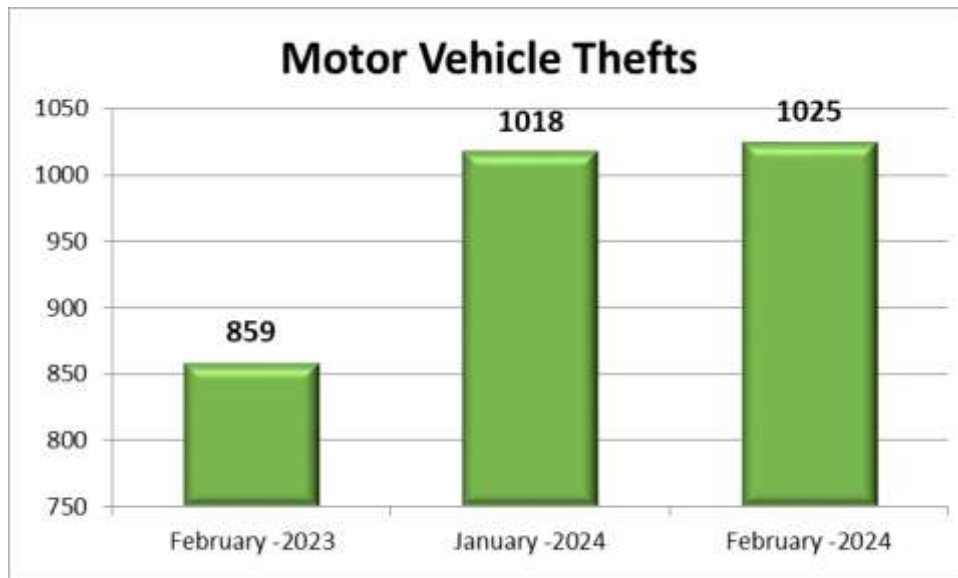
There is a decrease in the reported cases under MMDR during the current month when compared to the reported cases of previous month and an increase when compared to the corresponding month of previous year.

There is an increase in the reported cases under KMMCR during the current month when compared to the reported cases of previous month and to the corresponding month of previous year.

16. Motor Vehicles Theft cases

1025 cases were reported during the current month under this head as against 1018 cases in the previous month and 859 cases in the corresponding month of previous year.

Month	Year	Motor Vehicles Theft Cases
February	2024	1025
January	2024	1018
February	2023	859

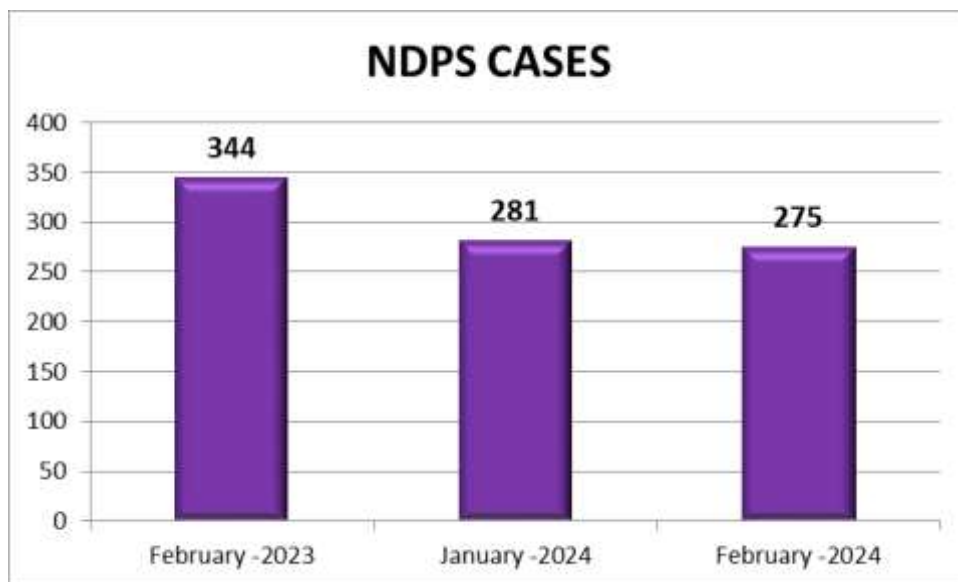


There is an increase in the reported cases under Motor Vehicles Theft cases during the current month when compared to the reported cases of previous month and to the corresponding month of previous year.

17. Narcotic Drugs & Pshycotropic Substances (NDPS)

275 cases were reported during the current month under this head as against 281 cases in the previous month and 344 cases in the corresponding month of previous year.

Month	Year	NDPS Cases
February	2024	275
January	2024	281
February	2023	344



There is a decrease in the reported cases under NDPS Cases during the current month when compared to the reported cases of previous month and to the corresponding month of previous year.

*This Crime Review is based on classification made in Police IT at Police Station level.

* Crime Review is based on classification made in Police IT on 06/03/2024.

DISTRICT-WISE REPORTED CASES UNDER VARIOUS HEADS FOR THE MONTH OF FEBRUARY - 2024 (AS ON 06/03/2024)

Sl. No.	Crime Head	Bagalkot	Baillari	Belagavi City	Belagavi Dist	Bengaluru city	Bengaluru District	Bidar	Chamarajanagar	Chickballapura	Chikkamagaluru	Chitradurga	Dakshina kannada	Davanagere	Dharwad	Gadag	Hassan	Haveri	Hubballi Dharwad City	K.G.F	Kalaburagi	Kalaburagi City	Karnataka Railways	Kodagu	Kolar	Koppal	Mandya	Mangalooru City	Mysuru City	Mysuru District	Raichur	Ramanagara	Shivamogga	Tumakuru	Udupi	Uttara kannada	Vijayanagara	Vijayapur	Yadgir	Total	
1	MURDER	2	1	0	6	13	7	3	2	4	2	3	0	2	4	0	3	7	6	2	4	2	4	3	2	0	2	0	2	2	4	1	0	5	0	2	0	8	4	112	
2	DACOITY	0	0	0	0	5	1	1	0	0	2	0	1	0	0	0	2	1	0	0	0	0	0	0	0	0	0	0	1	0	0	1	1	0	1	0	0	0	0	0	17
3	ROBBERY	0	0	1	0	69	4	0	1	2	0	1	0	2	1	1	1	0	1	1	0	3	2	0	1	1	0	0	1	4	0	0	1	8	2	0	1	1	0	110	
3a	CHAIN SNATCHING	0	0	0	2	12	10	0	1	2	2	2	0	1	0	2	7	0	2	0	0	2	2	0	1	0	4	1	0	4	1	2	0	7	0	0	0	0	0	67	
4a	BURGLARY - DAY	0	0	1	3	28	7	2	0	2	2	2	0	1	1	4	5	3	3	2	1	0	0	2	1	3	3	1	1	2	0	4	7	3	1	1	0	2	2	100	
4b	BURGLARY - NIGHT	5	10	7	13	65	18	16	6	4	6	5	2	10	3	4	8	12	6	5	12	9	0	4	1	7	7	2	6	11	7	13	13	16	7	6	2	17	3	348	
5	THEFT	30	44	16	35	822	128	30	13	34	17	31	24	48	9	11	51	48	15	6	31	23	52	14	26	20	32	11	42	39	54	36	25	61	32	24	27	40	9	2010	
6	RIOTS	10	6	9	15	5	17	9	4	6	5	17	4	15	0	2	6	14	2	2	12	6	0	0	11	6	3	2	0	14	19	5	15	5	2	6	10	10	14	288	
7	CASES OF HURT	16	22	11	50	345	54	48	37	36	47	55	16	20	2	4	75	23	15	20	20	18	1	27	18	6	51	17	20	66	19	47	65	67	27	45	12	33	10	1465	
8	Spl & Local laws	67	92	23	96	2045	158	65	49	86	81	88	22	102	38	63	81	137	73	25	52	51	3	64	39	81	78	117	49	48	80	45	158	128	64	77	50	105	62	4742	
9a	RAPE	0	1	0	4	7	3	1	2	2	0	0	0	2	1	2	1	0	3	0	2	0	0	0	0	1	0	1	1	0	1	0	1	2	0	1	0	1	0	40	
9b	DOWRY DEATHS	0	0	0	0	5	0	0	0	0	0	1	0	0	1	0	2	0	0	1	0	0	0	0	0	0	0	0	0	0	0	0	1	2	0	0	0	0	0	0	13
10	POCSO	3	0	2	9	42	6	3	8	12	12	10	5	5	3	2	13	8	4	3	4	4	0	6	10	5	15	4	8	14	5	8	11	11	3	5	9	4	2	278	
11	SC ST & POA Act	11	5	3	6	28	8	1	4	0	5	6	2	4	1	4	8	4	4	1	6	2	0	17	2	10	4	1	3	1	7	3	4	14	5	8	5	4	3	204	
12a	107 Cr.P.C.	276	243	44	208	83	230	185	214	73	400	430	144	568	78	161	42	40	549	22	264	166	0	405	39	305	63	400	13	118	520	377	382	277	36	364	265	255	255	8494	
12b	109 Cr.P.C.	18	13	13	13	90	70	11	1	25	17	15	1	16	5	16	14	29	6	6	7	6	30	10	15	8	12	13	8	13	10	23	26	134	3	5	25	10	2	739	
12c	110 Cr.P.C.	11	45	5	6	776	422	23	136	208	82	145	42	34	1	5	120	222	99	234	10	9	0	256	161	12	341	38	289	6	5	239	3	264	140	363	219	76	111	5158	
13	CYBER CRIME	0	10	5	6	1643	82	4	4	28	10	6	4	11	6	7	9	7	24	6	0	1	0	6	8	2	6	8	20	1	1	8	12	28	20	4	0	4	3	2004	
14a	Cr. Br. of Trust	0	2	0	1	28	5	0	0	1	0	0	2	1	0	0	1	0	2	0	0	0	0	1	0	0	0	0	1	1	3	1	0	0	2	2	0	2	0	56	
14b	CHEATING	9	13	4	11	271	55	4	1	7	8	5	15	5	5	0	13	7	10	2	9	8	0	5	7	6	1	17	11	8	5	15	15	21	19	4	1	10	5	612	
14c	COUNTERFEITING	0	0	0	0	2	0	1	0	0	0	0	0	0	0	0	0	0	0	0	0	0	0	0	0	0	0	0	0	0	0	0	0	0	0	1	0	0	0	4	
15	KMMC	0	0	0	0	0	0	0	0	0	0	1	0	0	0	0	0	0	0	0	2	0	0	0	0	0	0	0	0	2	0	0	1	0	2	0	0	0	0	8	
15a	MMDR	0	0	0	0	0	0	0	0	0	0	0	0	0	0	0	0	0	0	0	0	0	0	0	0	0	0	0	0	0	0	0	0	3	0	0	0	0	5	8	
16	Motor vehicles Theft Cases	19	21	14	19	479	70	11	5	18	9	16	7	28	3	5	23	21	8	3	8	15	3	4	15	5	16	3	29	23	14	20	9	36	8	8	6	21	3	1025	
17	NDPS Cases	2	1	0	0	48	6	0	2	5	8	6	4	22	0	0	8	1	10	5	0	2	3	4	3	1	4	83	1	3	0	5	18	4	8	8	0	0	0	275	

CRIME REVIEW FOR THE MONTH OF FEBRUARY - 2024 (As on 06/03/2024)

Sl. No.	Heads of Crime	During the current year upto the end of month under review	During the corresponding month of previous year	During the previous month	During the current month
	A - IPC Crime				
1	Murder (Sec.302/303 IPC)				
	For gain	5	4	3	2
	Over Property Dispute	7	3	2	5
	Due to Personal Vendetta or enmity	1	3	1	0
	Due to Sexual jealousy	1	1	0	1
	For dowry by burning	0	0	0	0
	For dowry by other means	1	0	1	0
	Due to Communalism	0	0	0	0
	Due to Casteism	0	0	0	0
	Witch Craft (Sorcery)	0	0	0	0
	For Human Sacrifice	2	0	2	0
	Due to Terrorism/Naxalism / Extremism	0	0	0	0
	For Political Reasons	0	0	0	0
	Due to Adultery	5	3	2	3
	Civil Disputes	9	7	4	5
	Electoral Gain	0	0	0	0
	Gang Rivalry	1	0	0	1
	Love Intrigue	1	4	1	0
	Professional	0	0	0	0
	Psychopathic / Serial Killer / Lunacy	0	0	0	0
	Rape with Murder	1	0	0	1
	Revenge / Enmity	12	7	4	8
	Sudden Quarrel	13	9	7	6
	Village Dispute	0	0	0	0
	Custodial	0	0	0	0
	Due to Other Causes	136	77	56	80
	Sub Total	195	118	83	112
2	ATTEMPT TO MURDER (Sec. 307 IPC)				
	For Gain	2	3	1	1
	Over Property Dispute	6	12	2	4
	Due to Personal Vendetta or enmity	10	7	6	4
	Due to Sexual jealousy	4	4	2	2
	For Dowry other Means	11	4	7	4
	Dowry By Burning	0	0	0	0
	Due to Communalism	0	2	0	0
	Due to Casteism	1	0	0	1
	Witch Craft (Sorcery)	0	0	0	0
	For Human Sacrifice	0	0	0	0
	Terrorism / Naxalism / Extremism	0	0	0	0
	For Political Reasons	1	0	1	0
	Adultery	2	0	1	1
	Electoral Gain	0	0	0	0
	Gang Rivalry	0	0	0	0
	Love Intrigue	4	0	3	1
	Professional	0	1	0	0
	Rape	0	0	0	0
	Revenge / Enmity	49	31	23	26
	Sudden Quarrel	49	18	26	23
	Village Dispute	1	0	0	1
	Due to Other Causes	277	123	127	150
	Civil Disputes	46	14	22	24
	Sub Total	463	219	221	242

Sl. No.	Heads of Crime	During the current year upto the end of month under review	During the corresponding month of previous year	During the previous month	During the current month
3	CULPABLE HOMICIDE NOT AMOUNTING TO MUDER (Sec.304 IPC)				
	For Gain	0	0	0	0
	Over Civil Dispute	0	0	0	0
	Due to Personal Vendetta or enmity	0	0	0	0
	Due to Sexual jealousy	0	0	0	0
	For Dowry	0	0	0	0
	Due to Communalism	0	0	0	0
	Due to Casteism	0	0	0	0
	Witch Craft (Sorcery)	0	0	0	0
	For Human Sacrifice	0	0	0	0
	Terrorism /Naxalism / Extremism	0	0	0	0
	For Political Reasons	0	0	0	0
	Adultery	0	0	0	0
	Property Disputes	0	0	0	0
	Electoral Gain	0	0	0	0
	Gang Rivalry	0	0	0	0
	Love Intrigue	0	0	0	0
	Professional	0	0	0	0
	Sudden Quarrel	3	1	2	1
	Due to Other Causes	19	5	8	11
	Sub Total	22	6	10	12
4	ATTEMPT TO CULPABLE HOMICIDE NOT AMOUNTING TO MURDER (Sec. 308 IPC)				
	For Gain	0	0	0	0
	Over Civil Dispute	1	0	0	1
	Due to Personal Vendetta or enmity	0	0	0	0
	Due to Sexual jealousy	0	0	0	0
	For Dowry	0	0	0	0
	Due to Communalism	0	0	0	0
	Due to Casteism	0	0	0	0
	Witch Craft (Sorcery)	0	0	0	0
	For Human Sacrifice	0	0	0	0
	Terrorism /Naxalism / Extremism	0	0	0	0
	For Political Reasons	0	0	0	0
	Due to Other Causes	9	4	6	3
	Adultery	0	0	0	0
	Property Disputes	0	0	0	0
	Electoral Gain	0	0	0	0
	Gang Rivalry	0	0	0	0
	Love Intrigue	0	0	0	0
	Professional	0	0	0	0
	Sudden Quarrel	1	1	0	1
	Sub Total	11	5	6	5
5	RAPE (Sec.376, 376(A) to 376 (D) IPC)				
	Custodial Rape	1	0	1	0
	Attempt to Commit	1	1	0	1
	By a Gang	2	1	2	0
	By Parents	0	0	0	0
	By Hospital Staff	0	0	0	0
	By Husband During Sepearation	0	1	0	0
	By Neighbours	9	3	4	5
	By Relatives	9	2	7	2
	In Jail Custody	0	0	0	0
	In Remand Home	0	0	0	0
	InCest	0	0	0	0
	Known Person	49	38	29	20
	Unknown Person	0	3	0	0
	Due to Other Causes	20	5	8	12
	On Minor	0	0	0	0

Sl. No.	Heads of Crime	During the current year upto the end of month under review	During the corresponding month of previous year	During the previous month	During the current month
	Sub Total	91	54	51	40
6	KIDNAPPING AND ABDUCTION (Sec.360, 361, 363 to 369 IPC)				
	Missing - Boy	194	64	103	91
	Missing - Girl	464	130	223	241
	For Ransom - of Children	1	0	0	1
	For Ransom - of Children for Begging	0	0	0	0
	For Ransom - of Women	1	0	0	1
	For Ransom - of Girls for Immoral Purpose	0	0	0	0
	For Ransom - of Others	14	2	9	5
	Procuration of Minor Girls - For Prostitution	0	0	0	0
	Procuration of Minor Girls - Importing of Girl	0	0	0	0
	Procuration of Minor Girls - For other Purpose	4	2	1	3
	Espionage	0	0	0	0
	Intent to Steal From Child	0	0	0	0
	Murder (Homicide)	0	0	0	0
	Obtain Signature Forcibly	0	0	0	0
	Recovering Loan	1	0	1	0
	Settling any Disputes	2	1	1	1
	Unnatural Lust / Illicit Intercourse	0	0	0	0
	Wrongful Confinement	4	1	2	2
	For Exporting	0	0	0	0
	From Lawful Guardianship	0	1	0	0
	For Camel Racing Etc.	0	0	0	0
	To Compel For Marriage	0	2	0	0
	For Slavery	0	0	0	0
	For Stealing From its Person	0	0	0	0
	Others	88	35	38	50
	Sub Total	773	238	378	395
7	DACOITY (Sec. 395 to 398 IPC)				
	At ATM	0	0	0	0
	At Residential Premises	9	1	1	8
	On Highways	3	2	3	0
	In Trains	0	0	0	0
	At Banks	0	0	0	0
	At Commercial Places / Establishments	3	1	1	2
	On Other Roads	5	5	4	1
	In Other Places	13	5	10	3
	River & Sea	1	0	0	1
	Sub Total	34	14	19	15
7a	Preparation And Assembly for Dacoity	23	15	11	12
8	Robbery (Sec.392 to 394 IPC)				
	At ATM	0	0	0	0
	At Residential Premises	35	11	20	15
	On Highways	20	8	10	10
	In Trains	2	0	1	1
	At Banks	0	0	0	0
	At Commercial Places / Establishments	16	6	9	7
	In Other Places	154	40	79	75
	Chain Snatching	118	49	51	67
	Attempt to Commit	7	4	5	2
	Sub Total	352	118	175	177
9	BURGLARY - NIGHT (Sec. 380 IPC R/W 453 TO 460, 462 IPC)				
	At Residential Premises	446	212	234	212
	On Highways	0	0	0	0
	In Trains	0	0	0	0
	At Banks	11	2	6	5
	At Commercial Places / Establishments	133	78	73	60
	In Other Places	100	52	59	41
	Temple Theft	66	32	36	30
	Sub Total	756	376	408	348

Sl. No.	Heads of Crime	During the current year upto the end of month under review	During the corresponding month of previous year	During the previous month	During the current month
10	BURGLARY - DAY (Sec. 380 IPC R/W 453 TO 460, 462 IPC)				
	At Residential Premises	180	67	90	90
	On Highways	0	0	0	0
	In Trains	1	0	1	0
	At Banks	0	0	0	0
	At Commercial Places / Establishments	7	4	2	5
	In Other Places	12	4	8	4
	Temple Theft	4	2	3	1
	Sub Total	204	77	104	100
	Total Burglary (Burglary Day + Burglary Night)	960	453	512	448
11	THEFT (Sec.379 to 389 IPC)				
	Of Sand	212	103	89	123
	Attempt to commit	6	7	4	2
	Of Automobiles - Of Tractors	17	5	7	10
	At ATM	2	0	1	1
	Communication And Elec. Wire	33	15	16	17
	Of Cattle	80	23	36	44
	Of Cycle	13	5	7	6
	Of Automobiles - Of Lorries/Trucks	14	11	7	7
	Of Automobiles - Of Buses	3	2	1	2
	Of Automobiles - Of Cars / Jeeps	62	13	18	44
	Of Automobiles - Of Two Wheelers	1907	810	965	942
	Of Automobiles - of Three Wheelers	40	18	20	20
	Of Accessories of Motor Vehicle	57	18	26	31
	Govt. Vehicle	0	0	0	0
	Electronic Goods (Radio, TV, VCR, Acs, Office Automation Equipments)	250	114	123	127
	Of Fire Arms	2	0	1	1
	Of Explosives	0	1	0	0
	Of Cultural - Idols	3	0	1	2
	Of Cultural - Painting	0	1	0	0
	Of Cultrual - Others	54	22	32	22
	Cash	109	45	49	60
	Jewellery	275	113	118	157
	Other Items Not Included Above	374	128	198	176
	In Running Train	10	4	5	5
	Extortion	48	19	24	24
	House Theft	299	116	166	133
	Servant Theft	86	25	32	54
	Sub Total	3956	1618	1946	2010
12	RIOTS (Sec.141 to 153 IPC)				
	Land Dispute	169	100	89	80
	Employee - Govt.	0	0	0	0
	Labour - Private Sector	1	1	0	1
	Labour - Public Sector	0	0	0	0
	Linguistic	1	0	1	0
	Political	1	5	0	1
	Regional	2	0	0	2
	Sectarian	0	0	0	0
	Students	4	0	3	1
	Tribal	0	0	0	0
	Due to Village Disputes	6	3	1	5
	Communal	0	0	0	0
	Industrial	1	1	0	1
	Caste	0	2	0	0
	Agrarian	0	0	0	0
	Others	401	187	204	197
	Sub Total	586	299	298	288
13	OFFENCES AGAINST STATE (Sec. 121 to 130, except 124(A) IPC)	0	0	0	0
14	OFFENCES PROMOTING ENEMITY (Sec. 153(A), 154(B) & 505 IPC)	23	2	15	8
15	CRIMINAL BREACH OF TRUST	103	42	47	56

Sl. No.	Heads of Crime	During the current year upto the end of month under review	During the corresponding month of previous year	During the previous month	During the current month
16	CHEATING (Sec.417 to 420 IPC)	1239	504	627	612
17	COUNTERFEITING (Sec. 231 to 263 (A), 489(A) to 489 (E) IPC)				
	Stock Share, Debenture Certificate	0	0	0	0
	Usage of Counterfeit Stamp	0	0	0	0
	Of Coins (Sec 231 to 254 IPC)	0	0	0	0
	Of Stamps (Sec.255 to 263(A) IPC)	0	0	0	0
	Of Currency Notes And Bank Notes (Sec. 489 (A) to 489 (E) IPC)	6	0	2	4
	Of Others	1	0	1	0
	Sub Total	7	0	3	4
18	FORGERY (Sec. 465, 468, 471, 473, 476, 477 & 477(A) IPC				
	Forgery	67	16	35	32
	Organised (Racket)	1	0	1	0
	Forgery of Passport	0	0	0	0
	Other Forgery	26	12	10	16
	Sub Total	94	28	46	48
19	CASES OF HURT (Sec. 323 to 335 IPC except 328, 332, 333)				
	Acid Attack (326(a))	1	0	1	0
	Attempt to Acid Attack (326(b))	1	1	1	0
	Grievous Hurt	178	107	90	88
	Simple Hurt	2651	1116	1274	1377
	Custodial	1	0	1	0
	Sub Total	2832	1224	1367	1465
20	ADULTERATION (Sec. 272, 273 to 276 IPC)				
	Attempt to Commit	0	0	0	0
	Alcoholic Drink (Liquor)	0	0	0	0
	Cement & Chemical/Fertiliser	0	0	0	0
	Cosmetics	0	0	0	0
	Diesel	0	0	0	0
	Drug/Medicine	0	0	0	0
	Edible Oil	0	0	0	0
	Food Grain	0	0	0	0
	Kerosene	0	0	0	0
	Life Saving Drug	0	0	0	0
	Mobile Oil	0	0	0	0
	Petrol	0	0	0	0
	Petroleum Product	0	0	0	0
	Soft Drinks	0	0	0	0
	Spices	0	0	0	0
	Others	0	3	0	0
	Sub Total	0	3	0	0
21	AFFRAY (Sec. 160 IPC)	83	34	39	44
22	ARSON (Sec. 435, 436, 438 IPC)				
	Agricultural Produce	12	10	2	10
	Attempt to Commit	0	1	0	0
	Boat / Ship	0	0	0	0
	Dwelling House	4	3	3	1
	Educational Institution	1	0	1	0
	Govt. Property	3	0	1	2
	Industrial Establishment	0	1	0	0
	Place of worship	0	0	0	0
	Public Place	2	2	1	1
	Railway Property	0	0	0	0
	Vital Installation	0	0	0	0
	Warehouse (Godown)	0	2	0	0
	Others	27	12	9	18
	Sub Total	49	31	17	32
23	ASSAULT (Sec 356, 357 IPC)				
	Attempt To Commit	0	0	0	0
	On Contractor	1	0	0	1
	On Domestic Servant	0	0	0	0
	On Labourer	0	0	0	0
	On Man (General)	5	0	2	3
	On Man (SC)	1	0	1	0
	On Man (ST)	0	0	0	0
	On Manager/Executive (Other Than Public Servant)	0	0	0	0

Sl. No.	Heads of Crime	During the current year upto the end of month under review	During the corresponding month of previous year	During the previous month	During the current month
	On Member of Clergy (Christian, Budhist, Jain, Sikh)	0	0	0	0
	Member of Legislative Assembly / Council (MLA/MLC)	0	0	0	0
	On Member of Parliament (MP)	0	0	0	0
	On other Dignitaries /Public Figures	1	1	1	0
	On Press	1	0	1	0
	On Professional	0	0	0	0
	On Public Servant	0	0	0	0
	On Student	0	0	0	0
	On Teacher	0	0	0	0
	On Women (General)	1	1	0	1
	On Woman (SC)	0	0	0	0
	On Woman (ST)	0	0	0	0
	Sub Total	10	2	5	5
24	COMMUNAL / RELIGION (Sec. 295 to 297 IPC)				
	Attempt to Commit	0	0	0	0
	Caste Issue	5	0	2	3
	Communal Issue	26	0	17	9
	Linguistic Issue	0	0	0	0
	Political Issue	1	1	0	1
	Racial/Ethnic Issue	0	0	0	0
	Regional Issue	8	1	5	3
	Religious Issue	33	1	23	10
	Sectarian Issue	0	0	0	0
	Others	18	4	10	8
	Sub Total	91	7	57	34
25	CRIMINAL CONSPIRACY (Sec. 120(B), 121(A) IPC)				
	Conspiracy To Wage War	0	0	0	0
	Related to Substantive Offence	0	0	0	0
	Others	0	1	0	0
	Sub Total	0	1	0	0
26	CRIMINAL INTIMIDATION (Sec. 504 to 508 IPC)	408	171	208	200
27	CRIMINAL MISAPPROPRIATION (Sec. 403, 404 IPC)				
	Attempt to Commit	0	0	0	0
	Bank	0	0	0	0
	Business Establishment	0	0	0	0
	Charitable Organisation	0	0	0	0
	Chitfund Organisation	0	0	0	0
	Co-operative Organisation	0	0	0	0
	Commercial Establishment/Shop	0	0	0	0
	Customs Department	0	0	0	0
	Excise Department	0	0	0	0
	Financial Institution	0	0	0	0
	Income Tax Department	0	0	0	0
	Other Government Organisation	0	0	0	0
	Postal Department	0	0	0	0
	Public Sector Undertakings	0	0	0	0
	Railway Department	0	0	0	0
	Revenue Department	0	0	0	0
	Sales Tax Department	0	0	0	0
	Social Organisation (Aided) (N)	0	0	0	0
	Transport Authority	0	0	0	0
	Trust - Other than religious	0	0	0	0

Sl. No.	Heads of Crime	During the current year upto the end of month under review	During the corresponding month of previous year	During the previous month	During the current month
	Trust - Religious	0	0	0	0
	Others	3	0	1	2
	Sub Total	3	0	1	2
28	CRIMINAL TRESPASS (Sec.447 to 452 IPC)				
	Attempt to Commit	2	1	1	1
	Club	0	1	0	0
	Hostel	0	0	0	0
	Hotel	2	1	1	1
	House	113	38	55	58
	Land	267	90	132	135
	Office	6	6	3	3
	Prohibited Places	5	2	3	2
	Religious Place	3	1	2	1
	Restricted Area	2	3	2	0
	Others	49	11	24	25
	Sub Total	449	154	223	226
29	CRUELTY BY HUSBAND (Sec. 498(A) IPC)				
	Husband	176	84	85	91
	Husband And Relative(S) in Law	245	92	110	135
	Relative(S) in Law	5	3	1	4
	Dowry Harassment	102	32	39	63
	Prevention of Gaming	1	0	0	1
	Sub Total	529	211	235	294
30	DOWRY DEATHS (Sec.304(B) IPC)				
	By Husband	1	0	0	1
	By Husband And Relatives In Law	8	6	3	5
	By Relatives in Law	0	0	0	0
	By Burning	0	0	0	0
	By Hanging	9	3	3	6
	By Other Means	1	0	0	1
	Sub Total	19	9	6	13
31	DEATHS DUE TO RASHNESS/NEGLIGENCE (Sec.304(A) IPC)				
	Electrocution	4	1	3	1
	Adulterated Food/Drug	0	0	0	0
	Accident by Air	0	1	0	0
	Boad Accident	0	0	0	0
	Bridge/Dam Collapse	0	0	0	0
	Building Collapse	1	1	1	0
	Caused By Animal	1	0	0	1
	Death Due to Other Cause	19	6	9	10
	Electrocution Accident	4	1	3	1
	Explosion Accident	0	0	0	0
	Fire accident	1	0	1	0
	Gas Leakage Accident	0	0	0	0
	Improper Infrastrcture In Construction	14	6	7	7
	Improper Medical Treatment	2	0	1	1
	In Custody of Public Servant	0	0	0	0
	In Jail/Judicial Custody	0	0	0	0
	In Police Custody	0	0	0	0
	Industrial Accident (Factory)	1	1	0	1
	Inflammable Substance	0	0	0	0
	Mine Accident	0	0	0	0
	Poisonous Substance	0	0	0	0
	Quarry Accident	0	0	0	0
	Spurious Liquor (Hooch) Accident	0	0	0	0
	Railway Accident	0	0	0	0
	Others	13	4	6	7
	Sub Total	60	21	31	29
32	MOTOR VEHICLE ACCIDENTS FATAL (Sec.304(A) IPC)				
	National Highways	641	311	318	323
	State Highways	584	287	299	285
	Other Roads	737	369	411	326
	Other Places	46	13	20	26
	Sub Total	2008	980	1048	960

Sl. No.	Heads of Crime	During the current year upto the end of month under review	During the corresponding month of previous year	During the previous month	During the current month
33	MOTOR VEHICLE ACCIDENTS NON-FATAL (Sec.279, 337, 338 IPC)				
	National Highways	1680	844	825	855
	State Highways	1290	652	634	656
	Other Roads	2527	1034	1238	1289
	Other Places	72	44	40	32
	Sub Total	5569	2574	2737	2832
34	DEATHS-MISCARRIAGE (Sec.312, 313, 314 IPC)				
	Child	6	2	3	3
	Woman	0	0	0	0
	Women and Child	1	0	0	1
	Sub Total	7	2	3	4
35	DEFENCE FORCES OFFENCES RELATING (also relating to desertion) (Sec.131 to 140, except 136 IPC)				
	Air Force	1	0	1	0
	Army	0	0	0	0
	Navy	0	0	0	0
	Sub Total	1	0	1	0
36	ESCAPE FROM LAWFUL CUSTODY AND RESISTANCE (Sec.224, 225, 225(B) IPC)				
	From Jail Custody	0	3	0	0
	From Police Custody	6	1	3	3
	Others	4	4	0	4
	Sub Total	10	8	3	7
37	IMPERSONATION (Sec.170, 171 IPC)				
	Attempt to Commit	0	0	0	0
	Non-Uniformed Authority	2	0	0	2
	Uniformed Authority	0	1	0	0
	Sub Total	2	1	0	2
38	MISCHIEF (Sec.427 to 440 except 434, 435, 436, 438 IPC)	82	35	46	36
39	MOLESTATION (Sec.354 IPC)				
	Attempt to Commit	13	6	7	6
	Private Place	215	73	105	110
	Public Conveyance	2	0	1	1
	Public Place	372	149	183	189
	Other Places	467	212	228	239
	Sub Total	1069	440	524	545
40	POISONING-PROFESSIONAL (Sec. 328 IPC)				
	Attempt to Commit	0	0	0	0
	Fatal	1	0	0	1
	Non Fatal	1	1	1	0
	Sub Total	2	1	1	1
41	PORNOGRAPHY (Sec.292 to 294 IPC)				
	Advertisement	0	0	0	0
	Audio Tape	0	0	0	0
	Book	0	0	0	0
	Computer Software	0	0	0	0
	Figures	0	0	0	0
	Film (Blue)	0	0	0	0
	Painting	0	0	0	0
	Pamphlet	0	0	0	0
	Paper	0	0	0	0
	Photography	0	0	0	0
	Poster	0	0	0	0
	Video Film(Blue)	0	0	0	0
	Others	1	0	0	1
	Sub Total	1	0	0	1
42	PUBLIC JUSTICE (Sec.213 to 215 IPC)	2	0	1	1
43	PUBLIC NUISANCE (Sec.291 and 510 IPC)	22	6	10	12

Sl. No.	Heads of Crime	During the current year upto the end of month under review	During the corresponding month of previous year	During the previous month	During the current month
44	PUBLIC SAFETY (Sec.269 to 271, 277, 283, 289 IPC)	694	537	265	429
45	OFFENCES AGAINST PUBLIC SERVANTS (Public servant is a victim) (Sec 182-188, 332, 333, 353 IPC)				
	Attempt to Commit	3	1	2	1
	Defence Personnel	1	0	0	1
	Jail Personnel	2	0	1	1
	Judicial Official	5	1	2	3
	Minister	0	0	0	0
	MLA	0	0	0	0
	MP	0	0	0	0
	Nationalised Bank Personnel	0	0	0	0
	Other Elected Member	0	1	0	0
	Other Enforcement Official	1	0	1	0
	Other Govt. Official	71	40	33	38
	Para Military Personnel	0	0	0	0
	Police Personnel	70	30	36	34
	Public Sector Undertaking Official	23	6	12	11
	Sub Total	176	79	87	89
46	OFFENCES BY PUBLIC SERVANTS (EXCEPT CORRUPTION) (Public servant is accused) (Sec.128, 139, 167, 218, 221, 222 IPC)				
	Defence Personnel	0	0	0	0
	Jail Personnel	1	0	0	1
	Judicial Official	0	0	0	0
	Minister	0	0	0	0
	MLA	0	0	0	0
	MP	0	0	0	0
	Nationalised Bank Personnel	0	0	0	0
	Other Elected Member	0	0	0	0
	Other Enforcement Official	0	0	0	0
	Other Govt. Official	1	0	0	1
	Para Military Personnel	0	0	0	0
	Police Personnel	1	0	1	0
	Public Sector Undertaking Official	0	0	0	0
	Others	0	0	0	0
	Sub Total	3	0	1	2
47	NEGLIGENT ACT (Sec.280 to 289, 336 to 338 except 283 IPC)				
	Death Caused By Electric Shock	6	6	3	3
	Animal -Related	17	4	11	6
	Boat/Vessel - Related	2	0	1	1
	Explosive/Explosive Substances - Related	8	2	6	2
	Inflammable Substance- Related	2	0	2	0
	Machinery - Related	13	11	5	8
	Poisonous Substance - Related	2	3	1	1
	Other - Related	234	70	79	155
	Human - Related	177	23	54	123
	Sub Total	461	119	162	299
48	RECEIVING OF STOLEN PROPERTY (Sec.411 to 414 IPC)	0	0	0	0
49	SEDITION (Sec. 124A IPC)				
	Attempt to Commit	0	0	0	0
	By Foreigner	0	0	0	0
	By National	0	0	0	0
	By National And Foreigner	0	0	0	0
	Sub Total	0	0	0	0

Sl. No.	Heads of Crime	During the current year upto the end of month under review	During the corresponding month of previous year	During the previous month	During the current month
50	INSULTING MODESTY OF WOMEN (EVE TEASING) (Sec.509 IPC)				
	Attempt to Commit	0	1	0	0
	Office	0	2	0	0
	Public Conveyance	0	1	0	0
	Public Place	4	2	0	4
	Other Places	10	1	5	5
	Sub Total	14	7	5	9
51	SUICIDE (Sec.305, 306, 309 IPC)				
	Dowry	1	0	1	0
	Abetment of Suicide	44	23	21	23
	Other Reasons	49	33	22	27
	Attempt to Commit suicide	17	16	10	7
	Sub Total	111	72	54	57
52	UNNATURAL SEX (Sec.377 IPC)				
	Abetment	0	0	0	0
	Animal	0	0	0	0
	Attempt	0	0	0	0
	Major - Man	0	0	0	0
	Major - Woman	0	0	0	0
	Minor - Boy	0	0	0	0
	Minor - Girl	0	0	0	0
	Sub Total	0	0	0	0
53	WRONGFUL RESTRAINT/CONFINEMENT (Sec.341 to 348 IPC)				
	Attempt to Commit	1	2	1	0
	To Extort Confession	2	0	1	1
	To Extort Property	3	2	1	2
	To settle Dispute	2	3	0	2
	Others	52	27	23	29
	Sub Total	60	34	26	34
54	INFANTICIDE (Sec.315, 316 IPC)				
	Male	0	0	0	0
	Female	0	0	0	0
	Sub Total	0	0	0	0
55	OFFENCES RELATED TO MARRIAGE (Sec.493 to 498 IPC)	10	5	4	6
56	BUYING & SELLING MINOR FOR PROSTITUTION (Sec.372, 373 IPC)	0	0	0	0
57	DOCUMENTS & PROPERTY MARKS (Sec.483 to 489 IPC)				
	Documents	0	0	0	0
	Property	0	0	0	0
	Sub Total	0	0	0	0
58	DEFAMATION (Sec.500 to 502 IPC)				
	Persons	2	0	2	0
	Printed Matter	2	0	2	0
	Others	1	0	0	1
	Sub Total	5	0	4	1
59	ELECTION(Sec.171(E) to 171(1) IPC)				
	Assembly	0	0	0	0
	Parliament	1	0	0	1
	Other Elected Bodies	3	0	0	3
	Sub Total	4	0	0	4
60	SLAVERY (Sec.370, 371, 374 IPC)				
	Man	0	0	0	0
	Woman	0	0	0	0
	Boy	0	0	0	0
	Girl	0	0	0	0
	Sub Total	0	0	0	0

Sl. No.	Heads of Crime	During the current year upto the end of month under review	During the corresponding month of previous year	During the previous month	During the current month
61	Attempting to commit offences (Sec.511 IPC)				
	Attempting to commit offences	39	16	19	20
	Sub Total	39	16	19	20
62	ILLEGAL DETENTION (Sec.342 IPC)	0	0	0	0
63	FALSE EVIDENCE (Sec.191 to 205 IPC)	1	5	0	1
64	EXPOSURE AND ABANDONMENT OF CHILD (Sec.317 IPC)				
	Boy	8	3	4	4
	Girl	2	3	1	1
	Sub Total	10	6	5	5
65	OF ABETMENT (Sec.107 to 120 IPC)	1	0	0	1
66	FAILURE TO APPEAR TO COURT (Sec.174, 229A IPC)				
	174 A	17	3	9	8
	229 A	64	12	30	34
	Sub Total	81	15	39	42
67	Concealment of birth by secret disposal of Child				
	Girl	2	1	0	2
	Boy	4	4	3	1
	Sub Total	6	5	3	3
68	ASSAULT OR USE OF CRIMINAL FORCE TO DISROBE WOMEN	3	0	2	1
69	Disobedience to Order Promulgated by Public/Servant				
	By Others	4	0	0	4
	By Private Institution	0	1	0	0
	By Govt. Institution	0	0	0	0
	Sub Total	4	1	0	4
70	Human Trafficking				
	Eunuch	1	0	1	0
	Men	0	0	0	0
	Boy	0	0	0	0
	Women	0	0	0	0
	Girl	2	0	1	1
	Sub Total	3	0	2	1
71	Aadhaar Act				
	Impersonation	0	0	0	0
	Offence by Company	0	0	0	0
	Offence by individual	0	0	0	0
	Sub Total	0	0	0	0
72	Giving false information respecting an offence com				
	Giving false information respecting an offence committed	0	1	0	0
	Sub Total	0	1	0	0
	Total Cognizable Crime Under IPC	23926	10550	11689	12237
	B - SPECIAL & LOCAL LAWS				
1	ANTIQUES (CULTURAL PROPERTY)				
	Antiques & Art Treasures Act 1972	0	0	0	0
	Ancient Monument & Archaeological Sites And Remains Act 1958	0	1	0	0
	Sub Total	0	1	0	0
2	ARMS ACT 1959				
	Country Made - Non Prohibited Bore - In Disturbed Area	3	0	1	2
	Country Made - Non Prohibited Bore - In Other Area	13	10	7	6
	Country Made - Prohibited Bore - In Disturbed Area	0	1	0	0
	Country Made - Prohibited Bore - In Other Area	6	1	5	1
	Factory Made - Non Prohibited Bore - In Disturbed Area	0	0	0	0
	Factory Made - Non Prohibited Bore - In Other Area	8	4	7	1
	Factory Made - Prohibited Bore - In Disturbed Area	0	0	0	0
	Factory Made - Prohibited Bore - In Other Area	4	5	3	1
	Sub Total	34	21	23	11

Sl. No.	Heads of Crime	During the current year upto the end of month under review	During the corresponding month of previous year	During the previous month	During the current month
3	ANIMAL				
	The Karnataka Prevention of Slaughter and Preservation of Cattle Ordinance 2020	23	14	11	12
	Wild Life Preservation Act 1972	0	0	0	0
	Wild Life Protection Act 1972	1	0	1	0
	Prevention of Cruelty to Animals Act 1960	21	8	9	12
	Elephant (Preservation) Act 1879	0	0	0	0
	Cattle Trespass Act 1871	2	0	0	2
	Sub Total	47	22	21	26

Sl. No.	Heads of Crime	During the current year upto the end of month under review	During the corresponding month of previous year	During the previous month	During the current month
4	CINEMATOGRAPHY ACT 1952				
	Films	1	0	0	1
	Video	0	0	0	0
	Sub Total	1	0	0	1
5	CONSUMER				
	Liquified Petroleum Gas Supply & Control Order 2000	18	2	11	7
	Consumer (Protection) Act 1986	0	1	0	0
	Essential Commodities Act 1955	70	30	35	35
	Prevention of Food Adulteration Act 1954	0	1	0	0
	Packaged Commodities (Regulation) order 1975	0	0	0	0
	Sub Total	88	34	46	42
6	COPY RIGHT ACT 1957				
	By Company	23	17	13	10
	By Individual	18	5	12	6
	Sub Total	41	22	25	16
7	CIVIL RIGHTS				
	Protection of Civil Rights Act 1955	0	0	0	0
	Sub Total	0	0	0	0
8	SCHEDULED CASTE AND THE SCHEDULED TRIBES				
	Scheduled Caste	240	87	124	116
	Scheduled Tribes	58	17	26	32
	Scheduled Caste Women	86	30	45	41
	Scheduled Tribes Women	28	11	13	15
	Sub Total	412	145	208	204
9	CHILDREN ACT				
	Child Labour (Prohibition & Regulation) Act 1986	17	4	13	4
	Child Marriage (Restraint) Act - 1929	19	14	8	11
	Juvenile Justice Act 1986	16	1	9	7
	Probation of offenders Act 1958	0	0	0	0
	Protection of Children from Sexual Offences Act 2012 (POCSO)	0	0	0	0
	Sub Total	52	19	30	22
10	PREVENTION OF CORRUPTION ACT 1988				
	Public Servant - Elected	0	0	0	0
	Public Servant - Gazetted - Central	0	0	0	0
	Public Servant - Gazetted - Defence	0	0	0	0
	Public Servant - Gazetted - Public Sector Undertaking	0	0	0	0
	Public Servant - Gazetted - State	0	0	0	0
	Public Servant - Non-Gazetted - Central	0	0	0	0
	Public Servant - Non-Gazetted - Defence	0	0	0	0
	Public Servant - Non-Gazetted - State	0	0	0	0
	Sub Total	0	0	0	0
11	CUSTOMS				
	Customs Act 1962	0	0	0	0
	Import/Export (Control) Act 1947	0	0	0	0
	Sub Total	0	0	0	0
12	EXPLOSIVES				
	Explosives Substances Act 1908	7	0	2	5
	Explosives Act 1884	12	2	8	4
	Inflammable Substance Act 1952	0	0	0	0
	Sub Total	19	2	10	9
13	FOREIGN EXCHANGE				
	Smugglers and Foreign Exchange Manipulator Act 1976	0	0	0	0
	Foreign Exchange Regulation Act 1973	0	0	0	0
	Foreign Exchange Regulation Act 1952	0	0	0	0
	Sub Total	0	0	0	0
14	FOREIGNER				
	Foreigners Act 1946	0	2	0	0

Sl. No.	Heads of Crime	During the current year upto the end of month under review	During the corresponding month of previous year	During the previous month	During the current month
	Registration of Foreigners Act 1939	0	0	0	0
	Sub Total	0	2	0	0
15	FOREST				
	Indian Forest Act 1927	0	0	0	0
	Forest (Conservation) Act 1980	3	1	0	3
	Sub Total	3	1	0	3
16	HIJACKING				
	Foreign Aircraft - In India	0	0	0	0
	Foreign Aircraft - Outside India	0	0	0	0
	Indian Aircraft - In India	0	0	0	0
	Indian Aircraft - Outside India	0	0	0	0
	Sub Total	0	0	0	0
17	IMMORAL TRAFFIC				
	Organised	41	15	22	19
	Un-Organised	19	5	10	9
	Sub Total	60	20	32	28
18	BONDED LABOUR SYSTEM	0	1	0	0
19	INDIAN MOTOR VEHICLE	18	0	3	15
20	NARCOTIC DRUGS & PSYCHOTROPIC SUBSTANCES ACT				
	Cultivated/Processed	207	179	86	121
	Synthetic	349	165	195	154
	Sub Total	556	344	281	275
21	PASSPORT ACT				
	Foreigner	0	0	0	0
	Indian	0	0	0	0
	Sub Total	0	0	0	0
22	REPRESENTATIVE OF PEOPLE ACT 1951 & 1988				
	Assembly	0	0	0	0
	Parliament	0	0	0	0
	Other Elected Bodies	2	0	0	2
	Sub Total	2	0	0	2
23	KARNATAKA POLICE ACT 1963				
	Gambling - Matka (78 Class C)	975	522	465	510
	Street Gambling (87)	921	369	481	440
	House Gambling (79 & 80)	34	4	13	21
	Betting	17	12	12	5
	Others	104	19	55	49
	Sub Total	2051	926	1026	1025
24	PREVENTION OF DAMAGE TO PUBLIC PROPERTY ACT 1984	27	10	11	16
25	POST & TELEGRAPH, TELEGRAPH WIRES (UNLAWFUL POSSESSION) ACT 1980	0	1	0	0
26	OFFICIAL SECURITY RELATED ACTS				
	Official Secrets Act 1923	0	0	0	0
	Essential Services Maintenance Act 1981	0	0	0	0
	Sub Total	0	0	0	0
27	PREVENTION OF TERRORISM ACT (POTA)	0	0	0	0
28	RAILWAYS ACT				
	Indian Railways Act 1989	0	0	0	0
	Railway Property (Unlawful Possession) Act 1966	0	0	0	0
	Sub Total	0	0	0	0
29	UNLAWFUL ACTIVITIES (Prevention) Act 1967	0	0	0	0
30	CRIMES RELATED TO WOMEN				
	Dowry Prohibition	367	152	212	155
	Commission of SATI (Prevention) Act 1987	0	0	0	0
	Indecent Representation of Women (Prohibition) Act 1986	0	0	0	0
	Sub Total	367	152	212	155
31	INDIAN LUNACY ACT	0	0	0	0

Sl. No.	Heads of Crime	During the current year upto the end of month under review	During the corresponding month of previous year	During the previous month	During the current month
32	INDIAN ELECTRICITY ACT	2	2	0	2
33	COTPA, CIGARETTES AND OTHER TOBACCO PRODUCTS	126	15	43	83
34	KARNATAKA STATE LOCAL ACTS				
	Karnataka Prevention of Slaughter and Preservation of Cattle Act 2020	26	11	16	10
	Disaster Management Act 2005	0	0	0	0
	Banning of Unregulated Deposit Schemes Act	11	0	9	2
	Karnataka Epidemic Diseases Act 2020	0	0	0	0
	Motor Spirit and High Speed Diesel (Regulation of supply, Distribution and Prevention of Malpractice	0	0	0	0
	The Karnataka Prevention of Dangerous Activities of Bootleggers, Drug-offenders, Gamblers, Goonda Act	0	0	0	0
	Karnataka Cow Slaughters Act	30	16	16	14
	Karnataka Excise Act 1965	847	592	401	446
	Karnataka Forest Act 1963	18	6	12	6
	Karnataka Education Act 1983 As Amended Upto Date	2	2	2	0
	Karnataka Kerosene Restriction Unuse Act 1956	0	0	0	0
	Karnataka University Act	0	0	0	0
	Karnataka Corruption Act	0	0	0	0
	Karnataka Medical Registration Act 1965	0	0	0	0
	Karnataka Land & Revenue Act 1964 & 2007	4	3	3	1
	Karnataka Kerosene Dealers License Order 1969	0	0	0	0
	Karnataka Society Registration Act	0	0	0	0
	Karnataka Minor Mineral Consistent Rule 1994	14	5	6	8
	Bangalore Development Authority Act	0	0	0	0
	Karnataka Prohibition of Beggery Act 1975	0	11	0	0
	Karnataka Municipalities Act 1964	0	0	0	0
	Karnataka Irrigation Act 1963	1	0	0	1
	Karnataka Fire Force act 1964	0	0	0	0
	Karnataka Consumer Protection Act 1986	0	0	0	0
	Karnataka Lottery Act	15	10	7	8
	Karnataka Weight & Measurement Act	0	0	0	0
	Karnataka Agriculture Marketing Regulation Act	0	0	0	0
	Karnataka Revenue Act	0	0	0	0
	Karnataka Mining Act	0	2	0	0
	Karnataka Betting Tax Act	0	0	0	0
	Karnataka Panchayat Raj Act	0	0	0	0
	Karnataka Open Place Disfigurement Act 1951	10	53	7	3
	Karnataka Right To Information Act 2000 & 2008	0	0	0	0
	Karnataka Urban Development Act 1987	0	0	0	0
	Karnataka Town & City Planning Act 1961	0	0	0	0
	Karnataka Race Betting Act	0	0	0	0
	Karnataka Devadasi's (Prohibition Of Dedication) Act 1982	0	0	0	0
	Cooperative Society Act	0	0	0	0
	Karnataka Entertainment Tax Act 1958	0	0	0	0
	Karnataka Land Acquisition (Prohibition) Act 2007	0	1	0	0
	Karnataka Money Lender Act 1961	3	0	2	1
	Karnataka Stamp Act 1957	0	0	0	0
	Karnataka Prisoners Act 1963 & 1974	7	5	2	5
	Karnataka Private Medical Institution Act 2007	0	0	0	0
	MMRD (Mines & Minerals Regulation Development) Act 1957	23	7	15	8
	Karnataka Treasure Trove Act 1962	0	1	0	0
	Karnataka Prohibition of Charging Exorbitant Interest Act 2004	2	2	0	2
	Karnataka Ayurvedic And Unani Pract. Regis. & Medical Prac. Misc. Prov. Act	0	0	0	0
	Other Local Acts	16	14	6	10
	Sub Total	1029	741	504	525

Sl. No.	Heads of Crime	During the current year upto the end of month under review	During the corresponding month of previous year	During the previous month	During the current month
35	CYBER CRIME				
	Information Technology Act 2000, 2009	3908	1372	1904	2004
	Sub Total	3908	1372	1904	2004
36	NATIONAL SECURITY ACT	0	0	0	0
37	POCSO				
	Custodial Rape	0	0	0	0
	Gang Rape	1	0	1	0
	Rape with Murder	0	0	0	0
	Rape	449	165	251	198
	Others	151	75	71	80
	Sub Total	601	240	323	278
	Total (Item 1 to 36)	9444	4093	4702	4742
C. CRIMES AGAINST WOMEN					
1	Rape (Sec. 376 IPC)				
	1.1 Custodial Rape	1	0	1	0
	1.2 Gang Rape	2	1	2	0
	1.3 other Cases of Rape	88	53	48	40
	Sub Total	91	54	51	40
2	Outraging modesty (Molestation) (sec.354 IPC)	1069	440	524	545
3	Kidnapping & Abduction of Women: (Sec.366 IPC)	20	10	10	10
4	Insulting modesty (Eve-Teasing) (Sec.294 & 509 IPC if victim is a woman)	14	7	5	9
5	Murder for Dowry - by burning (Sec.302 IPC)	0	0	0	0
6	Murder for Dowry - by other means (Sec.302 IPC)	1	0	1	0
7	Murder for other reasons	64	33	30	34
8	Attempt to Commit Murder for dowry by burning (Sec.307 IPC)	0	0	0	0
9	Attempt to Commit Murder for dowry by other means (Sec.307 IPC)	0	2	0	0
10	Attempt to Commit murder for other reasons	127	57	63	64
11	Dowry Death-by burning (Sec.304-B IPC)	0	0	0	0
12	Dowry Death-by other Means (Sec.304(B) IPC)	19	9	6	13
13	Cruelty by Husband or Relatives of Husband (Sec.498-A IPC)	529	211	235	294
14	Abetment of Suicide (Sec.306 IPC)	23	15	11	12
15	Immoral Traffic (prevention) Act.	60	20	32	28
16	Indecent Representation of Women(Prohibition) Act-1986	0	0	0	0
17	Pornography	0	0	0	0
18	Offences against Public Servants (Sec.182-188-333-353 IPC)	18	9	9	9
19	Offences related to Marriage	7	3	4	3
20	Cyber Crimes	1185	555	613	572
	Total (Item 1 to 20)	3227	1425	1594	1633

Sl. No.	Heads of Crime	During the current year upto the end of month under review	During the corresponding month of previous year	During the previous month	During the current month
<u>D.CRIME AGAINST CHILDREN</u>					
1	Infanticide/ Foeticide (Sec. 315 & 316 IPC)	0	0	0	0
2	Rape on Minor	0	0	0	0
3	Exposure & abandonment (Sec. 317 IPC)	10	6	5	5
4	Kidnapping & Abduction of Children	714	212	348	366
4.1	For Ransom - of Children	1	0	0	1
4.2	of Children - for begging	0	0	0	0
4.3	of Girls - Immoral Purpose	0	0	0	0
4.4	With intent to Steal from Child	0	0	0	0
4.5	Lawful Guardianship	0	1	0	0
4.6	Procuration of Minor Girls - For Prostitution	0	0	0	0
4.7	Procuration of Minor Girls - Importing of Girl	0	0	0	0
4.8	Procuration of Minor Girls - For Other Purposes	4	2	1	3
	Sub Total	719	215	349	370
5	Selling of girls for Prostitution (Sec.372 IPC)	0	0	0	0
6	The Prohibition of Child Marriage Act - 2006	19	14	8	11
7	POCSO Act	601	240	323	278
8	Death of Children due to miscarriage	7	2	3	4
9	Juvenile Justice Act	16	1	9	7
10	Child Labour (Pro.& Reg.) Act	17	4	13	4
11	Probation of Offenders Act	0	0	0	0
	Total (Item 1 to 11)	1389	482	710	679

Sl. No.	Heads of Crime	During the current year upto the end of month under review	During the corresponding month of previous year	During the previous month	During the current month
<u>E. CRIME AGAINST SCHEDULED CASTES / TRIBES BY NON SCs/STs</u>					
1	Murder	24	6	10	13
2	Rape	35	15	17	21
3	Kidnapping	14	2	7	7
4	Offences under the Protection of Civil Rights Act.	0	1	0	0
5	Offences under the SC & ST (prevention of Atrocities) Act 1989 (if the victim is SC)	339	121	174	163
	Total (Item 1 to 5)	412	145	208	204

G. MOTOR VEHICLE ACCIDENTS (DURING FEBRUARY 2024)

Sl.No.	Location of Accidents	No. of Cases			No. of Persons		
		Fatal	Non-Fatal	Total	Killed	Injured	Total
1	National Highways	323	855	1178	375	1434	1809
2	State Highways	285	656	941	310	1299	1609
3	Other Roads	352	1321	1673	373	1937	2310
	TOTAL	960	2832	3792	1058	4670	5728

1. 960 Fatal cases have been reported in February 2024, on an average 33 fatal cases reported per day.
2. 2832 Non Fatal cases have been reported in February 2024, on an average 98 non fatal cases reported per day
3. Out of 960 fatal cases reported 323 of the cases are on National Highways.
4. Out of 2832 non fatal cases reported 855 of the cases are on National Highways.
5. Out of 1058 persons killed in road accidents 375 persons killed in National highways, i.e., 35% persons killed in National highways
6. Out of 4670 persons injured in road accidents 1434 persons injured in National highways, i.e., 31% Persons injured in National highways

**CASES REPORTED UNDER IPC AND SLL DURING THE MONTH
UNDER REVIEW AND THE CURRENT YEAR**

Sl.No.	DISTRICTS/UNITS	IPC CRIMES		SLL CRIMES	
		During the month under review (Feb -2024)	During the current Year Upto the month under review	During the month under review (Feb-2024)	During the current Year Upto the month under review
	Commissionerates				
1	Bengaluru City	3261	6262	2035	3899
2	Mysuru City	206	419	49	123
3	Hubballi Dharwad City	131	271	73	134
4	Mangaluru City	177	345	116	266
5	Belagavi City	122	278	23	54
6	Kalaburagi City	148	273	51	100
	Central Range				
1	Bengaluru Dist	652	1296	158	308
2	Ramanagara	307	596	45	113
3	Tumakuru	558	1162	128	257
4	Kolar	171	357	39	82
5	Chickballapura	233	433	86	188
6	K.G.F	77	144	25	50
	Eastern Range				
1	Chitradurga	321	689	88	188
2	Davanagere	283	548	102	188
3	Shivamogga	388	783	158	281
4	Haveri	238	483	137	206
	Western Range				
1	Dakshina Kannada	184	374	22	50
2	Udupi	249	512	64	119
3	Chikkamagaluru	239	485	81	159
4	Uttara Kannada	223	458	77	144
	Northern Range				
1	Belagavi Dist	415	781	96	208
2	Bagalkot	215	388	67	152
3	Vijayapur	302	529	105	197
4	Dharwad	83	184	38	86
5	Gadag	80	172	63	107
	North Eastern Range				
1	Kalaburagi	214	435	52	137
2	Bidar	279	550	65	139
3	Yadgir	114	225	62	103
	Southern Range				
1	Mysuru Dist	402	812	48	127
2	Mandya	356	695	78	174
3	Chamarajanagar	175	348	49	89
4	Hassan	482	905	81	169
5	Kodagu	152	266	64	111
	Ballari Range				
1	Ballari	201	372	92	206
2	Koppal	142	277	81	151
3	Raichur	226	400	80	227
4	Vijayanagara	158	273	50	122
	Karnataka Railways	68	141	3	8
	STATE	12232	23921	4731	9422

MAJOR HEADS FOR THE MONTH OF FEBRUARY-2024

Sl.NO	District Name	MURDER	ATTEMPT TO MURDER	RAPE	DACOITY	ROBBERY	BURGLARY DAY	BURGLARY NIGHT	THEFT	RIOTS	CASES OF HURT	CRUELTY BY HUSBAND	DOWRY DEATHS	FATAL	NON-FATAL	MOLES-TATION	SC/ST	GAMBLING	DP ACT	CYBER CRIME	POCSO	POCSO RAPE	
	Commissionerates																						
1	Bengaluru City	13	42	7	9	81	28	65	822	5	344	61	5	77	356	116	28	37	83	1642	42	30	
2	Mysuru City	2	1	1	1	1	1	6	42	0	20	0	0	11	92	3	3	1	9	20	8	7	
3	Hubballi Dharwad City	6	2	3	0	3	3	6	15	2	15	12	0	1	25	4	4	18		24	4	4	
4	Mangaluru City	0	4	1	0	1	1	2	11	2	17	1	0	14	81	4	1	15	4	8	4	1	
5	Belagavi City	0	4	0	0	1	1	7	16	9	11	8	0	10	39	1	3	8		5	2	0	
6	Kalaburagi City	2	2	0	0	5	0	9	23	6	18	12	0	6	35	6	2	19	5	1	4	1	
	Central Range																						
7	Bengaluru Dist	7	22	3	1	14	7	18	128	17	54	10	0	48	173	14	8	15		82	6	2	
8	Ramanagara	1	5	0	1	2	4	13	36	5	47	3	0	30	91	8	3	6	1	8	8	6	
9	Tumakuru	5	7	2	1	15	3	16	61	5	67	4	2	49	166	37	14	28	7	28	11	7	
10	Kolar	2	3	0	0	2	1	1	26	11	18	0	0	12	37	14	2	5	2	8	10	6	
11	Chickballapura	4	10	2	1	4	2	4	34	6	36	4	0	29	44	9	0	19	1	28	12	10	
12	K.G.F	2	3	0	0	1	2	5	6	2	20	0	1	9	14	2	1			6	3	3	
	Eastern Range																						
13	Chitradurga	3	5	0	0	3	2	5	31	17	55	5	1	33	97	23	6	33	4	6	10	7	
14	Davanagere	2	9	2	0	3	1	10	48	15	20	9	0	33	66	16	4	36	3	11	5	2	
15	Shivamogga	0	14	1	3	1	7	13	25	15	65	14	1	23	109	21	4	60	9	12	11	9	
16	Haveri	7	3	0	1	0	3	12	48	14	23	4	0	19	70	12	4	93	5	7	8	6	
	Western Range																						
17	Dakshina Kannada	0	0	0	1	0	0	2	24	4	16	5	0	17	71	3	2			4	5	1	
18	Udupi	0	2	0	2	2	1	7	32	2	27	4	0	19	89	8	5	16		20	3	3	
19	Chikkamagaluru	2	6	0	2	2	2	6	17	5	47	6	0	21	65	11	5	16	1	10	12	8	
20	Uttara Kannada	2	3	1	0	0	1	6	24	6	45	2	0	25	57	20	8	34	2	4	5	3	
	Northern Range																						
21	Belagavi Dist	6	7	4	0	2	3	13	35	15	50	15	0	74	123	22	6	38	1	6	9	6	
22	Bagalkot	2	5	0	0	0	0	5	30	10	16	6	0	37	57	18	11	32	2	0	3	3	
23	Vijayapur	8	16	1	0	1	2	17	40	10	33	8	0	39	39	18	4	61		4	4	2	
24	Dharwad	4	3	1	0	1	1	3	9	0	2	1	1	15	18	6	1	15	1	6	3	3	
25	Gadag	0	3	2	0	3	4	4	11	2	4	5	0	5	16	5	4	28		7	2	2	
	North Eastern Range																						
26	Kalaburagi	4	7	2	0	0	1	12	31	12	20	7	0	27	48	9	6	35	1	0	4	3	
27	Bidar	3	3	1	1	0	2	16	30	9	48	18	0	27	60	9	1	36	1	4	3	1	
28	Yadgir	4	3	0	0	0	2	3	9	14	10	3	0	18	20	9	3	35	1	3	2	2	
	Southern Range																						
29	Mysuru Dist	2	5	0	0	8	2	11	39	14	66	19	0	35	128	28	1	12		1	14	13	
30	Mandya	2	7	0	0	4	3	7	32	3	51	9	0	46	132	20	4	25	1	6	16	13	
31	Chamarajanagar	2	2	2	0	2	0	6	13	4	37	1	0	21	39	13	4	5	1	4	8	6	
32	Hassan	3	9	1	2	8	5	8	51	6	75	7	2	52	168	21	8	10	5	9	13	10	
33	Kodagu	3	4	0	0	0	2	4	14	0	27	2	0	6	41	5	17	7	1	6	6	5	
	Ballari Range																						
34	Ballari	1	9	1	1	0	0	10	44	6	22	9	0	14	39	5	5	40	1	10	0	0	
35	Koppal	0	4	1	0	1	3	7	20	6	6	5	0	21	40	3	10	52		2	5	3	
36	Raichur	4	3	1	0	1	0	7	54	19	19	9	0	22	39	15	7	53	3	1	5	3	
37	Vijayanagara	0	5	0	0	1	0	2	27	10	12	6	0	15	46	7	5	31		0	9	8	
	Karnataka Railways	4	0	0	0	4	0	0	52	0	1	0	0	1	0	0	0			0	0	0	
	Total	112	242	40	27	177	100	348	2010	288	1464	294	13	961	2830	545	204	974	155	2003	279	199	

MAJOR HEADS FOR THE YEAR 2024 (UPTO FEBRUARY)

Sl.No	Dist Name	MURDER	ATTEMPT TO MURDER	RAPE	DACOITY	ROBBERY	BURGLARY - DAY	BURGLARY - NIGHT	THEFT	RIOTS	CASES OF HURT	CRUELTY BY HUSBAND	DOWRY DEATHS	FATAL	NON-FATAL	MOLESTATION	SC/ST	GAMBLING	DP ACT	CYBER CRIME	POCSO	POCSO RAPE
	Commissionerates																					
1	Bengaluru City	25	89	19	18	174	42	130	1684	18	634	117	7	170	695	203	50	67	180	3151	80	57
2	Mysuru City	3	2	3	1	5	1	17	65	2	47	1	1	27	180	9	5	3	28	50	15	12
3	Hubballi Dharwad City	7	5	3	0	4	5	13	37	7	31	17	0	10	69	7	9	123		47	5	5
4	Mangaluru City	2	8	2	0	3	2	3	27	3	29	1	0	26	149	13	3	30	10	20	8	4
5	Belagavi City	1	8	1	0	3	4	24	34	11	29	12	0	28	74	5	4	19		16	4	1
6	Kalaburagi City	2	5	1	0	8	2	14	42	10	31	14	0	20	59	9	7	83	10	7	5	1
	Central Range																					
7	Bengaluru Dist	10	35	4	3	24	20	41	259	27	106	19	0	112	325	33	20	21	7	175	17	9
8	Ramanagara	8	9	0	3	5	7	21	75	10	90	9	1	58	188	21	8	19	5	17	23	20
9	Tumakuru	9	25	4	4	25	11	43	138	8	131	8	2	115	320	72	20	57	16	48	31	26
10	Kolar	2	8	0	0	8	5	10	44	23	44	1	1	36	84	19	8	14	2	13	21	15
11	Chickballapura	5	12	4	1	8	4	13	55	9	70	7	1	60	87	17	6	46	1	50	30	26
12	K.G.F	3	9	2	0	1	3	13	13	2	30	0	1	12	31	5	1	34	2	18	7	6
	Eastern Range																					
13	Chitradurga	8	16	0	0	3	2	22	64	31	114	15	1	75	202	58	11	71	7	15	21	15
14	Davanagere	5	17	2	1	10	3	22	75	35	42	13	0	58	138	33	9	5	9	22	15	10
15	Shivamogga	2	27	3	5	3	11	26	54	29	127	23	1	63	202	53	14	88	17	21	29	26
16	Haveri	9	7	2	1	1	4	21	89	46	53	8	0	45	120	26	9	23	7	15	18	15
	Western Range																					
17	Dakshina Kannada	0	2	0	1	2	0	6	42	8	36	10	0	27	148	7	6	5	1	7	13	3
18	Udupi	0	5	2	3	3	6	15	64	5	46	11	0	40	194	12	8	26	3	41	6	4
19	Chikkamagaluru	8	8	0	2	4	5	10	48	11	88	11	0	46	133	26	13	29	2	16	20	15
20	Uttara Kannada	3	8	1	2	0	1	11	44	14	81	6	0	53	120	39	13	57	2	15	13	10
	Northern Range																					
21	Belagavi Dist	10	11	4	0	3	5	23	58	33	97	24	0	141	235	39	14	95	1	15	19	13
22	Bagalkot	4	13	0	1	1	2	9	53	17	23	9	0	66	97	36	18	69	3	5	9	8
23	Vijayapur	10	22	6	1	2	3	26	76	19	59	18	0	68	86	24	7	116		6	11	8
24	Dharwad	4	5	1	0	4	2	7	20	4	11	3	1	38	46	8	6	77	1	8	9	6
25	Gadag	0	5	2	0	3	5	10	33	2	8	5	0	29	26	9	9	34	1	14	2	2
	North Eastern Range																					
26	Kalaburagi	7	10	3	0	1	3	19	66	31	53	12	0	55	97	17	10	2	4	1	10	7
27	Bidar	4	5	3	1	2	2	29	58	16	97	29	0	56	141	14	4	84	5	5	5	3
28	Yadgir	4	4	3	0	0	7	5	22	25	21	7	0	29	41	24	5	61	1	3	7	7
	Southern Range																					
29	Mysuru Dist	9	11	1	0	12	4	32	66	33	130	29	0	69	247	62	5	32	1	3	29	27
30	Mandya	6	10	0	1	5	6	23	62	7	99	13	0	83	259	37	11	50	11	13	27	22
31	Chamarajanagar	2	5	3	1	5	1	18	22	7	71	3	0	40	85	29	6	10	3	6	16	13
32	Hassan	8	18	3	4	9	12	21	85	15	145	11	2	86	336	34	23	47	14	19	26	21
33	Kodagu	3	6	1	0	1	4	8	27	1	49	3	0	12	73	8	23	11	2	15	11	6
	Ballari Range																					
34	Ballari	2	12	1	1	1	1	18	74	9	41	23	0	35	72	11	10	90	1	21	7	4
35	Koppal	0	5	1	1	1	7	15	43	8	20	9	0	37	66	8	13	99		4	10	7
36	Raichur	5	8	3	1	1	0	13	78	33	31	19	0	49	68	28	16	131	8	4	12	8
37	Vijayanagara	0	8	3	0	1	1	5	45	17	15	9	0	35	73	12	8	80	2	0	10	9
	Karnataka Railways	5	0	0	0	6	1	0	115	0	2	0	0	1	0	2	0	39		0	1	0
	Total	195	463	91	57	352	204	756	3956	586	2831	529	19	2010	5566	1069	412	1947	367	3906	602	451

KARNATAKA SAKALA SERVICES ACT, 2011 AND (AMENDMENT) ACT, 2014				
Unitwise - Month wise Report on Receipts & Disposals - February - 2024				
Police Department has implemented 24 SAKALA Services through PoliceIT Application. The district wise details of received, disposed and overdue status of services for February 2024 as on 29.02.2024 are as under.				
SI No	District	No. of SAKALA Receipts during the Month	No. of SAKALA Disposals during the Month	No. of Pendency After due date as on 29.02.2024
1	Bengaluru City	35645	37306	72
2	Belagavi City	3197	2923	238
3	Hubli-Dharwad City	1463	1764	255
4	Mysore City	4274	3897	71
5	Mangalore City	3948	3974	130
6	Bagalkot	1686	1803	4
7	Ballari	1309	1423	35
8	Belagavi	1544	1521	25
9	Bengaluru Rural	2734	2408	95
10	Bidar	1266	1181	0
11	Chamarajanagar	1435	1443	30
12	Chikkaballapura	1980	2204	2
13	Chikkamagaluru	2209	2192	3
14	Chitradurga	1704	1825	10
15	Dakshina Kannada	934	926	1
16	Davanagere	2067	1978	2
17	Dharwad	1221	1296	195
18	Gadag	720	757	4
19	Hassan	2868	2628	0
20	Haveri	1623	1607	6
21	Kalaburagi	1154	1155	11
22	Kodagu	1104	1069	14
23	Kolar	778	731	51
24	KGF	1025	1192	6
25	Koppal	832	895	0
26	Mandya	2713	2694	25
27	Mysuru	2238	1838	25
28	Raichur	751	823	26
29	Ramanagara	2558	2166	7
30	Shivamogga	2744	2715	46
31	Tumakuru	3762	3856	19
32	Udupi	2281	2443	0
33	Uttara Kannada	2968	3008	4
34	VijayaNagara	884	1091	17
35	Vijayapura	2127	2384	13
36	Yadgir	505	509	2
	Total	102251	103625	1444

KARNATAKA SAKALA SERVICES ACT, 2011 AND (AMENDMENT) ACT, 2014				
Unitwise - Month wise Report on Receipts & Disposals - February - 2024				
Police Department has implemented 24 SAKALA Services through PoliceIT Application. The Service wise details of received, disposed and overdue status of services for February 2024 as on 29.02.2024 are as under				
Sl. No	Service Name	Stipulated Time	No. of Receipts During the Month	No. of Disposal During the Month as on 29.02.2024
1	Arms License Issue and Renewal Verification	30	1	0
2	Certification of Finger Print	20	4	3
3	Disposal of Petitions	45	32033	31280
4	Issue of copy of FIR to the complainant	1	19391	19391
5	License for Amplified Sound System	3	1306	1301
6	License for Amusement	15	1	1
7	Missing Report of documents, Mobile phone etc	1	5307	5307
8	No objection to return to India permission in respect of Tibetans	20	0	0
9	No obligation to return to India (NORI) Certificate	20	0	0
10	NOC for Crackers License	7	0	0
11	NoC for Passport Verification	20	779	739
12	NOC for petrol pump,gas agency,hotel,bar etc.	7	6	6
13	NOC for Residencial Permit Extension	7	0	0
14	NOC required for setting up of Petroleum, Diesel and Naphtha, Sale, Transport	21	0	0
15	Permission for Peaceful Assembly and procession	15	0	0
16	Police Clearance Certificate for going abroad (Visa for studies)/ Police Clearance Certificate for Foreign Nationals	20	247	239
17	Police verification Certificate for Coolies/Loader/Class IV Security Staff/ Supervisor at Airport (Individual applicants only)	20	5605	6067
18	Police Verification Certificate for domestic servants/house keeping	20	7	9
19	Police Verification Certificate for Institutions/ Companies	20	74	93
20	Police verification Certificate for Marriage Alliances	20	35	39
21	Police verification Certificate for Training Apprenticeship at Public Undertakings /for trainees/ Workers working on daily wages at Govt. Institutions	20	3499	3564
22	PVC for Central /State Govt. employees if request is received directly by the employee	20	708	745
23	Service Verification	20	33248	34841
24	Temporary Licence for Sale of Crackers	7	0	0
	Total		102251	103625

Comparitive Crime Statement 17 for the Years 2022, 2023, and 2024

KARNATAKA STATE	2022														2023														2024 As on 29/02/2024													
	Head Name	Rep	Fal	Tr	Tru	NI	Con	Dis/ACQ	Com	PT	UI	Un	OD	AB	Rep	Fal	Tr	Tru	NI	Con	Dis/ACQ	Com	PT	UI	Un	OD	AB	Rep	Fal	Tr	Tru	NI	Con	Dis/ACQ	Com	PT	UI	Un	OD	AB		
PART-I (IPC Cases)																																										
Murder	1370	83	33	1254	0	7	54	0	1074	34	36	2	47	1296	33	30	1233	0	3	7	0	975	216	2	0	30	195	0	4	191	0	0	0	0	0	191	0	0	0			
Attempt to murder	2830	169	8	2653	0	10	131	13	2359	91	20	18	11	2831	112	13	2706	0	1	20	2	1675	984	9	8	7	463	2	2	459	0	0	0	0	11	448	0	0	0			
C.H.Not Amounting to murder	95	11	2	82	0	1	3	0	67	6	1	2	2	78	6	1	71	0	0	1	0	43	26	0	0	1	22	0	0	22	0	0	0	0	0	22	0	0	0			
Dacoity	217	19	4	194	0	0	4	0	166	10	14	0	0	180	8	3	169	0	0	0	0	95	73	0	1	0	36	0	1	35	0	0	0	0	0	35	0	0	0			
Preparation And Assembly For Dacoity	294	0	0	294	0	0	7	0	286	1	0	0	0	135	0	0	135	0	0	0	0	113	22	0	0	0	21	0	0	21	0	0	0	0	1	20	0	0	0			
Robbery	1069	51	11	1007	0	2	25	6	768	28	172	5	1	1252	32	20	1200	0	0	2	0	624	522	52	0	0	234	2	1	231	0	0	0	0	5	226	0	0	0			
Chain Snatching	669	3	8	658	0	1	10	1	446	23	176	1	0	636	5	4	627	0	1	1	0	256	323	46	0	0	118	1	0	117	0	0	0	0	1	116	0	0	0			
H.B.T by day	990	33	0	957	0	7	7	0	437	25	479	2	0	1171	24	0	1147	0	1	5	0	318	537	286	0	0	204	0	0	204	0	0	0	0	5	199	0	0	0			
H.B.T by night	4436	46	3	4387	0	32	38	2	1623	117	2568	2	5	4864	24	2	4838	0	4	4	1	1062	2248	1516	3	0	756	0	0	756	0	0	0	0	9	747	0	0	0			
House theft	1298	68	1	1229	0	7	14	5	420	15	767	1	0	2155	94	1	2060	0	2	2	1	426	644	982	3	0	299	0	1	298	0	0	0	0	9	289	0	0	0			
Ordinary Theft	19449	546	303	18600	0	476	208	1897	4911	184	10753	154	17	22614	719	267	21628	2	275	48	703	4421	6723	9406	44	8	3577	30	39	3508	0	1	0	2	97	3401	6	1	0			
Cattle thefts	478	8	1	469	0	4	10	28	185	11	225	3	3	424	9	2	413	0	3	2	10	104	153	140	1	0	80	0	0	80	0	0	0	0	1	79	0	0	0			
Receiving stolen Property	2	0	0	2	0	1	0	0	0	0	0	1	0	2	0	0	2	0	0	0	0	0	1	1	0	0	0	0	0	0	0	0	0	0	0	0	0	0	0	0		
Cheating	6409	1949	150	4310	1	9	27	68	2071	1430	626	63	16	6922	1074	115	5733	0	3	3	15	949	4456	265	40	2	1239	14	6	1219	0	0	0	0	5	1214	0	0	0			
Cr.Br.Trust	461	124	8	329	0	0	1	3	156	145	15	8	1	508	60	7	441	0	0	0	0	53	378	9	1	0	103	1	1	101	0	0	0	0	0	101	0	0	0			
C.C.Notes	29	0	0	29	0	0	0	0	13	2	14	0	0	27	0	0	27	0	0	0	0	5	10	12	0	0	6	0	0	6	0	0	0	0	0	6	0	0	0			
Sub Total - PART-I	40096	3110	532	36454	1	557	539	2023	14982	2122	15866	262	103	45095	2200	465	42430	2	293	95	732	11119	17316	12726	101	48	7353	50	55	7248	0	1	0	2	144	7094	6	1	0			
PART-II (IPC Cases)																																										
304(A),IPC	11322	89	19	11214	0	386	462	16	8063	49	1017	12	1209	12010	64	32	11914	0	145	60	0	7725	2500	620	8	856	2067	0	1	2066	0	0	0	0	97	1962	0	0	7			
279,337,338 IPC	28900	231	20	28649	0	16381	289	313	10327	92	1066	98	83	31800	157	13	31630	0	10207	69	115	16355	3899	900	58	27	5569	4	0	5565	0	54	1	0	613	4894	2	1	0			
Rioting	3930	402	9	3519	0	18	295	62	2965	128	43	6	2	3911	244	7	3660	0	1	38	8	2395	1195	20	3	0	587	5	0	582	0	0	0	0	19	563	0	0	0			
Hurts	15371	860	21	14490	0	86	1579	439	11943	151	212	43	37	17408	826	29	16553	0	41	328	166	12374	3430	188	17	9	2830	15	2	2813	0	0	0	0	244	2569	0	0	0			
Acid Attack (326(a))	7	1	0	6	0	0	1	0	5	0	0	0	0	2	0	0	2	0	0	0	0	2	0	0	0	0	1	0	0	1	0	0	0	0	0	1	0	0	0			
Kidnapping	3247	2830	42	375	0	0	34	1	207	98	27	4	2	3715	2880	26	809	0	0	4	1	142	648	10	4	0	772	165	2	605	0	0	0	0	1	603	0	1	0			
304(B) IPC	162	17	1	144	0	0	7	0	134	3	0	0	0	158	6	1	151	0	0	0	0	123	28	0	0	0	19	0	0	19	0	0	0	0	0	19	0	0	0			
498 (A) IPC	2783	247	58	2478	0	6	247	16	2107	69	0	25	8	2974	208	59	2707	0	2	46	1	1773	873	0	8	4	529	1	2	526	0	0	0	0	29	496	0	0	1			
354 IPC Molestation	5864	544	24	5296	1	13	423	35	4638	124	38	13	12	6486	436	31	6019	0	5	62	14	4146	1745	30	13	4	1069	7	3	1059	0	0	0	0	52	1007	0	0	0			
Rape	538	46	30	462	0	0	34	1	398	21	1	7	0	606	27	37	542	0	0	3	0	409	124	0	5	1	91	1	2	88	0	0	0	0	2	86	0	0	0			
353 IPC	993	50	0	943	0	19	17	1	845	45	9	3	4	1005	23	4	978	0	10	0	0	656	301	6	4	1	176	0	0	176	0	0	0	0	7	169	0	0	0			
Other IPC	14135	1455	79	12602	0	4654	273	366	5881	669	644	74	41	21491	1207	74	20210	0	8611	54	182	7017	3835	463	40	8	2880	9	12	2859	0	128	0	0	614	2116	1	0	0			
Sub Total - PART-II	87252	6772	303	80178	1	21563	3661	1250	47513	1449	3057	285	1398	101566	6078	313	95175	0	19022	664	487	53117	18578	2237	160	910	16590	207	24	16359	0	182	1	0	1678	14485	3	2	8			

Comparative Crime Statement 17 for the Years 2022, 2023, and 2024

KARNATAKA STATE														2022														2023														2024 As on 29/02/2024													
Head Name	Rep	Fal	Tr	Tru	NI	Con	Dis/ACQ	Com	PT	UI	Un	OD	AB	Rep	Fal	Tr	Tru	NI	Con	Dis/ACQ	Com	PT	UI	Un	OD	AB	Rep	Fal	Tr	Tru	NI	Con	Dis/ACQ	Com	PT	UI	Un	OD	AB																
PART-III (SLL Cases)																																																							
Arms Act	272	11	1	260	0	5	2	1	229	17	5	1	0	296	5	3	288	0	1	0	0	167	116	4	0	0	34	0	0	34	0	0	0	0	5	29	0	0	0																
Cow Slaughter	406	3	2	401	0	8	1	1	357	18	14	2	0	260	5	4	251	0	2	0	0	196	49	3	1	0	30	0	0	30	0	0	0	0	1	29	0	0	0																
Animal Sacrifice Act	462	20	2	440	0	21	2	1	369	17	29	1	0	344	12	1	331	0	18	0	0	225	73	14	1	0	47	1	1	45	0	0	0	0	4	41	0	0	0																
P.I.T Act	240	3	0	237	0	4	0	0	228	4	1	0	0	313	2	1	310	0	0	0	0	183	126	0	1	0	60	0	0	60	0	0	0	0	2	58	0	0	0																
POCSO	3190	56	96	3038	0	82	863	5	2036	5	10	20	17	3830	45	167	3618	0	10	274	0	3054	252	7	14	7	602	0	20	582	0	0	0	0	36	546	0	0	0																
K.P Act	460	6	1	453	0	167	6	2	259	1	4	11	3	1313	197	2	1114	0	226	3	2	773	98	2	9	1	104	0	0	104	0	2	1	0	61	40	0	0	0																
E.C Act	815	21	2	792	0	5	5	0	675	67	10	29	1	488	7	1	480	0	2	0	0	224	243	1	10	0	70	0	0	70	0	0	0	0	0	69	0	1	0																
SC/ST/Act	2137	387	122	1628	1	7	168	2	1362	65	4	16	4	2142	340	41	1761	0	0	12	0	1537	192	5	13	2	412	1	10	401	0	0	0	0	12	389	0	0	0																
Explosive Act	62	4	1	57	0	7	0	0	34	7	8	1	0	270	1	0	269	0	10	0	0	78	179	2	0	0	19	0	0	19	0	0	0	0	0	19	0	0	0																
N.D.P.S Act	6406	14	3	6389	0	2179	63	11	4077	28	13	13	5	6764	12	0	6752	0	1834	43	6	4269	592	4	3	1	556	0	0	556	0	12	0	0	225	318	0	1	0																
TADA Act	0	0	0	0	0	0	0	0	0	0	0	0	0	0	0	0	0	0	0	0	0	0	0	0	0	0	0	0	0	0	0	0	0	0	0	0	0	0	0	0															
PCR Act	4	1	0	3	0	0	0	0	3	0	0	0	0	13	0	0	13	0	0	0	0	9	4	0	0	0	0	0	0	0	0	0	0	0	0	0	0	0	0	0															
R.P.Act	6	2	0	4	0	0	0	0	2	2	0	0	0	338	57	7	274	0	42	1	2	201	4	18	5	1	2	0	0	2	0	0	0	0	0	2	0	0	0																
Children Act	355	37	14	304	0	20	10	1	254	15	1	3	0	370	52	14	304	0	11	2	0	198	87	5	1	0	52	0	1	51	0	0	0	0	0	2	49	0	0	0															
Sati Act	0	0	0	0	0	0	0	0	0	0	0	0	0	0	0	0	0	0	0	0	0	0	0	0	0	0	0	0	0	0	0	0	0	0	0	0	0	0	0	0															
Cinema Autography Act	1	1	0	0	0	0	0	0	0	0	0	0	0	0	0	0	0	0	0	0	0	0	0	0	0	0	1	0	0	1	0	0	0	0	0	0	0	1	0	0	0														
Gambling Act	13045	1	0	13044	0	7358	180	83	5334	19	1	58	11	13660	5	3	13652	0	5022	55	65	8092	397	1	17	3	1947	0	0	1947	0	52	1	0	946	947	0	1	0																
Excise Act	8865	0	0	8865	0	4111	341	72	4242	7	2	50	40	9331	3	1	9327	0	2488	92	39	6289	352	28	24	15	847	0	0	847	0	38	0	0	314	495	0	0	0																
D.P Act	2238	208	53	1977	0	1	139	13	1677	98	0	47	2	2314	104	48	2162	0	0	8	0	1141	1004	0	9	0	367	1	4	362	0	0	0	0	4	358	0	0	0																
Other Special and Local Laws	14476	261	21	14194	0	378	30	1808	2142	1723	8083	23	7	25621	198	34	25389	0	749	31	921	2859	16484	4325	16	4	4299	0	4	4295	0	5	6	0	80	4203	1	0	0																
Sub Total - PART-III	53440	1036	318	52086	1	14353	1810	2000	23280	2093	8185	275	90	67667	1045	327	66295	0	10415	521	1035	29495	20252	4419	124	34	9449	3	40	9406	0	109	8	0	1692	7593	1	3	0																
PART-IV (Cr.PC)																																																							
107 Cr.p.C	1	0	0	1	0	0	0	0	1	0	0	0	0	0	0	0	0	0	0	0	0	0	0	0	0	0	0	0	0	0	0	0	0	0	0	0	0	0	0																
109 Cr.p.c	1	0	0	1	0	1	0	0	0	0	0	0	0	0	0	0	0	0	0	0	0	0	0	0	0	0	0	0	0	0	0	0	0	0	0	0	0	0	0	0															
110 Cr.P.C	0	0	0	0	0	0	0	0	0	0	0	0	0	0	0	0	0	0	0	0	0	0	0	0	0	0	0	0	0	0	0	0	0	0	0	0	0	0	0	0															
145 CR.P.C	0	0	0	0	0	0	0	0	0	0	0	0	0	0	0	0	0	0	0	0	0	0	0	0	0	0	0	0	0	0	0	0	0	0	0	0	0	0	0	0															
151 CR.p.c	0	0	0	0	0	0	0	0	0	0	0	0	0	1	0	0	1	0	0	0	0	1	0	0	0	0	0	0	0	0	0	0	0	0	0	0	0	0	0	0															
41(1)(d) 102 Cr.P.C	79	3	17	59	0	9	1	2	31	2	0	12	2	43	0	6	37	0	3	0	1	19	10	0	4	0	9	0	1	8	0	0	0	0	0	0	7	0	1	0															
Other Cr.P.C	4	1	1	2	0	1	0	0	1	0	0	0	0	2	0	0	2	0	0	0	0	0	0	0	0	0	2	0	0	2	0	0	0	0	0	0	2	0	0	0															
Sub Total - PART-IV	85	4	18	63	0	11	1	2	33	2	0	12	2	46	0	6	40	0	3	0	1	20	10	0	6	0	11	0	1	10	0	0	0	0	0	9	0	1	0																
Grand Total	180873	10922	1171	168781	3	36484	6011	5275	85808	5666	27108	834	1593	214374	9323	1111	203940	2	29733	1280	2255	93751	56156	19382	391	992	33403	260	120	33023	0	292	9	2	3514	29181	10	7	8																
PART-V (Missing Cases)																																																							
Head Name	Rep	Fal	Tr	Tru	UI	Tra	Untra							Rep	Fal	Tr	Tru	UI	Tra	Untra							Rep	Fal	Tr	Tru	UI	Tra	Untra																						
Missing Person	17695	168	22	17500	741	15996	763							20790	195	27	20564	2276	18220	68						3636	5	2	3629	1444	2183	2																							
PART-VI (PAR Cases)																																																							
Head Name	Rep	Fal	Tr	Tru	UI	OD	BO							Rep	Fal	Tr	Tru	UI	OD	BO							Rep	Fal	Tr	Tru	UI	OD	BO																						
PAR (Cr.PC)	41376	0	0	41376	14100	618	26658							52097	0	0	52097	23798	439	27860						18316	0	0	18316	15234	15	3067																							

Aadhaar eSign of FIR for the month of February 2024

SI No	Unit_Name	FIR Registered	FIR eSign	FIR %
1	Bagalkot District	307	307	100.00
2	Ballari District	308	308	100.00
3	Belagavi City	162	162	100.00
4	Belagavi District	561	561	100.00
5	Bengaluru District	945	945	100.00
6	Bidar District	370	370	100.00
7	Chamarajanagar District	259	259	100.00
8	Chikkamagaluru District	354	354	100.00
9	Chitradurga District	482	482	100.00
10	Dakshina Kannada District	217	217	100.00
11	Dharwad District	144	144	100.00
12	Gadag District	167	167	100.00
13	Hassan District	606	606	100.00
14	KODAGU(Madikeri) District	244	244	100.00
15	Koppal District	241	241	100.00
16	Mandya District	492	492	100.00
17	Mangalore COP	309	309	100.00
18	Mysuru City	294	294	100.00
19	Mysuru District	512	512	100.00
20	Raichur District	325	325	100.00
21	SP Railways	76	76	100.00
22	Vijayanagara District	222	222	100.00
23	Yadgir District	182	182	100.00
24	Hubballi Dharwad City	260	259	99.62
25	Vijayapur District	441	439	99.55
26	Kalaburagi City	219	218	99.54
27	Shivamogga District	615	612	99.51
28	Kolar District	255	253	99.22
29	Udupi District	339	335	98.82
30	Tumakuru District	771	758	98.31
31	K.G.F District	125	122	97.60
32	Chickballapura District	373	362	97.05
33	Bengaluru City	5793	5368	92.66
34	Haveri District	426	359	84.27
35	Ramanagara District	412	338	82.04
36	Davanagere District	449	313	69.71
37	Kalaburagi District	274	179	65.33
38	Uttara Kannada District	336	213	63.39
39	Coastal Security Police	11	0	0.00
Total		18878	17907	94.86

Aadhaar eSign of Chargesheet for the month of February 2024

Sl No	Unit_Name	Chargesheet Submitted	Chargesheet eSign	Chargesheet %
1	Belagavi City	95	95	100.00
2	Mysuru City	159	158	99.37
3	Mangalore COP	183	181	98.91
4	Mysuru District	262	259	98.85
5	Gadag District	80	79	98.75
6	Koppal District	135	133	98.52
7	Belagavi District	191	187	97.91
8	Dharwad District	78	76	97.44
9	Bengaluru District	307	299	97.39
10	Chikkamagaluru District	232	225	96.98
11	Mandya District	262	250	95.42
12	Chitradurga District	211	199	94.31
13	Yadgir District	100	94	94.00
14	Ballari District	183	166	90.71
15	Udupi District	163	144	88.34
16	Raichur District	168	144	85.71
17	Bidar District	163	138	84.66
18	Chamarajanagar District	180	150	83.33
19	Vijayanagara District	139	115	82.73
20	Bagalkot District	80	66	82.50
21	Hubballi Dharwad City	106	87	82.08
22	K.G.F District	56	42	75.00
23	Dakshina Kannada District	94	69	73.40
24	Shivamogga District	334	244	73.05
25	Hassan District	270	192	71.11
26	KODAGU(Madikeri) District	134	88	65.67
27	Tumakuru District	355	233	65.63
28	Davanagere District	352	230	65.34
29	Haveri District	133	86	64.66
30	Bengaluru City	2150	1199	55.77
31	Vijayapur District	174	96	55.17
32	Coastal Security Police	2	1	50.00
33	SP Railways	2	1	50.00
34	Kolar District	158	75	47.47
35	Kalaburagi City	42	19	45.24
36	Kalaburagi District	91	37	40.66
37	Chickballapura District	178	63	35.39
38	Ramanagara District	144	48	33.33
39	Uttara Kannada District	128	41	32.03
Total		8274	6009	72.63

Vehicle Log Details For The Month Of February-2024

Chief Office

As On: 25/03/2024

S.No.	District/Unit Name	Actual Strength	Log Entered Vehicles For The Month	Log Not Entered Vehicles For The Month	Remarks
1	Bagalkot	181	180	1	
2	Ballari	159	158	1	
3	Belagavi City	228	228	0	
4	Belagavi Dist	277	254	23	
5	Bengaluru City	3,131	2,088	1043	
6	Bengaluru Dist	216	143	73	
7	Bidar	177	177	0	
8	Chamarajanagar	136	136	0	
9	Chickballapura	134	131	3	
10	Chikkamagaluru	193	191	2	
11	Chitradurga	191	189	2	
12	Coastal Security Police	55	47	8	
13	Dakshina Kannada	172	172	0	
14	Davanagere	212	211	1	
15	Dharwad	119	117	2	
16	Gadag	176	175	1	
17	Hassan	204	203	1	
18	Haveri	145	145	0	
19	Hubballi Dharwad City	283	177	106	
20	K.G.F	104	90	14	
21	Kalaburagi	219	186	33	
22	Kalaburagi City	177	170	7	
23	Karnataka Railways	94	93	1	
24	Kodagu	149	128	21	
25	Kolar	197	188	9	
26	Koppal	166	166	0	
27	Mandya	226	222	4	
28	Mangaluru City	242	241	1	
29	Mysuru City	286	203	83	
30	Mysuru Dist	205	203	2	
31	Raichur	185	185	0	
32	Ramanagara	201	162	39	
33	Shivamogga	227	226	1	
34	Tumakuru	326	262	64	
35	Udupi	220	216	4	

S.No.	District/Unit Name	Actual Strength	Log Entered Vehicles For The Month	Log Not Entered Vehicles For The Month	Remarks
36	Uttara Kannada	230	230	0	
37	Vijayanagara	147	147	0	
38	Vijayapur	228	226	2	
39	Yadgir	144	118	26	
40	Forest Cell	45	11	34	
41	CID	269	129	140	
42	ISD Bengaluru	84	78	6	
43	State INT	840	720	120	
44	APTS Yelahanka	19	12	7	
45	Battalion I - Bangalore	62	58	4	
46	Battalion II - Belgaum	39	16	23	
47	Battalion III - Bangalore	55	52	3	
48	Battalion IV - Bangalore	50	2	48	
49	Battalion IX - Bangalore	38	35	3	
50	Battalion V - Mysore	44	39	5	
51	Battalion VI - Gulbarga	40	37	3	
52	Battalion VII - Mangalore	36	34	2	
53	Battalion VIII - Shimoga	44	32	12	
54	Battalion X - Haveri	46	16	30	
55	Battalion XI - Hassan	52	44	8	
56	Battalion XII Tumakuru	43	41	2	
57	Central Range	5	2	3	
58	Centre for Counter Terrorism	47	24	23	
59	Chief Office	139	34	105	
60	COMMANDANT MOUNTED	25	19	6	
61	Eastern Range	3	3	0	
62	FPB Unit	19	3	16	
63	FSL Madiwala	20	13	7	
64	I.R.B. Vijayapura	47	26	21	
65	IGP Railways	3	3	0	
66	IGP TRAINING	8	1	7	
67	IIIrd BN KSISF	40	15	25	
68	IIInd BN KSISF	36	36	0	
69	IRB Munirabad	52	48	4	
70	ISD	154	123	31	
71	Ist BN KSISF	55	55	0	
72	Kalaburgi Range	7	7	0	
73	KPA Mysore	34	29	5	
74	KSPTS Channapatna	22	22	0	

S.No.	District/Unit Name	Actual Strength	Log Entered Vehicles For The Month	Log Not Entered Vehicles For The Month	Remarks
75	KSPTS Khanapur	19	17	2	
76	KSRP PTS BELAGAVI	18	18	0	
77	KSRP Training Munirabad	14	13	1	
78	PDMS Yelahanka	28	16	12	
79	PTC Gulbarga	43	21	22	
80	PTS Aimangala	19	12	7	
81	PTS Dharwad	20	18	2	
82	PTS Hassan	20	0	20	
83	PTS Kaduru	16	16	0	
84	PTS Mysuru	21	21	0	
85	PTS Thanisandra	19	0	19	
86	RFSL Ballari	6	3	3	
87	RFSL Belgaum	9	0	9	
88	RFSL Davanagere	9	9	0	
89	RFSL Gulbarga	6	5	1	
90	RFSL Hubballi	5	0	5	
91	RFSL Mangalore	12	1	11	
92	RFSL Mysore	7	6	1	
93	SCRB	42	30	12	
94	Southern Range	7	6	1	
95	Special Task Force	8	0	8	
96	State Wireless	85	85	0	
97	TTI Bangalore	5	4	1	
98	Western Range	2	1	1	
	Grand Total	13324	10905	2419	

Seva Sindhu statistics for the month of February 2024

SI No.	Service Name	Received	Disposed	Pending
1	Job / Service Verification	32219	31666	553
2	Police Verification Certificate(PVC) for Central/State Govt employees if request is received directly by the employee / By Concerned Department	1890	1870	20
3	Police Clearance Certificate for going abroad (Visa for studies)/ Police Clearance Certificate for Foreign Nationals	248	245	3
4	Police verification Certificate for Coolies/Loader/Class IV Security Staff/ Supervisor at Airport (Individual applicants only)	5632	5513	119
5	Police Verification Certificate for domestic servants/house keeping	7	6	1
6	Police Verification Certificate for Institutions/ Companies	67	63	4
7	Police verification Certificate for Marriage Alliances	36	36	0
8	Police verification Certificate for Training Apprenticeship at Public Undertakings /for trainees/ Workers working on daily wages at Govt. Institutions	3577	3496	81
9	Amplified Sound System	750	723	27
10	Missing Report of documents, Mobile phone etc	606	142	464
11	Disposal of petitions	43	15	28
12	Locked Home Details	0	0	0
13	Senior Citizen Registration	176	0	176
14	Complaint Registration	0	0	0
15	License for Amusement	0	0	0
16	No obligation to return to India (NORI) Certificate	0	0	0
17	NOC for petrol pump,gas agency,hotel,bar etc.	2	1	1
18	Permission for Peaceful Assembly and procession	0	0	0
19	Application for Temporary License for Sale of Crackers	0	0	0
20	NOC for setting up of Petroleum, Diesel and Naphtha sale and transport	0	0	0
Total		45253	43776	1477

Unitwise Statistics of cases Booked under COTPA Act 2003 for the month of February- 2024							
<i>Sl. No.</i>	<i>Unit / District</i>	<i>Section 4</i>	<i>Section 5</i>	<i>Section 6A</i>	<i>Section 6B</i>	<i>Section7</i>	<i>Total Fine Amount</i>
(1)	(2)	(3)	(4)	(5)	(6)	(7)	(8)
I	Commissionerate						
1	Bengaluru City	3143	0	8	14	5	483850
2	Mysuru City	163	0	0	0	0	24100
3	Hubli-Dharwad City	61	0	0	0	0	7150
4	Mangaluru City	123	0	0	0	0	7530
5	Belagavi City	399	0	0	0	0	31000
6	Kalburgi City	2	0	0	0	0	800
II	Central Range						
1	Bengaluru Dist.	248	0	0	0	0	23300
2	K.G.F.	302	0	0	2	0	28800
3	Kolar	52	0	0	0	0	15850
4	Tumakuru	74	0	0	0	0	9400
5	Chickballapura	172	0	0	0	0	7550
6	Ramanagara	270	0	0	0	0	39400
III	Eastern Range						
1	Chitradurga	171	0	0	0	0	15550
2	Davanagere	351	0	0	0	0	34800
3	Shivamogga	302	0	0	2	0	28800
4	Haveri	104	0	0	0	0	9200
IV	Western Range						
1	Chickmagalur	75	0	0	0	0	7900
2	D.K.	90	0	0	0	0	8000
3	Udupi	88	0	0	0	0	10400
4	U.K.	165	0	0	0	0	13850
V	Northern Range						
1	Bagalakote	244	0	0	0	0	25700
2	Belagavi dist.	38	0	0	0	0	3800
3	Vijayapura	6	0	0	0	0	600
4	Dharwad	104	0	0	0	0	9250
5	Gadag	174	0	0	0	0	16600
VI	North Eastern Range						
1	Bidar	38	0	0	10	0	5800
2	Kaburgi	115	0	0	0	0	12700
3	Yadgiri	143	0	0	0	0	14200
VII	Southern Range						
1	Chamarajanagar	267	0	0	0	0	18050
2	Hassan	369	0	0	0	0	29500
3	Kodagu	104	0	0	0	0	10000
4	Mandya	367	0	0	0	0	29450
5	Mysuru Dist.	0	0	0	0	0	0
VIII	Ballari Range						
1	Ballari	372	0	0	0	0	34400
2	Vijayanagara	127	0	0	0	0	13100
3	Koppal	158	0	0	0	0	15900
4	Raichur	798	0	0	0	0	93550
IX	Karnataka Railways	37	0	0	0	0	4000
Total		9816	0	8	28	5	1143830