

**GOVERNMENT OF KARNATAKA**  
**POLICE DEPARTMENT**



**CRIME REVIEW**

AND

**PERFORMANCE OF UNITS UNDER**

**CCTNS PROJECT**

**JANUARY – 2024**

POLICE 

POLICE COMPUTER WING &  
STATE CRIME RECORDS BUREAU

7<sup>TH</sup> Floor, M.S. Building,  
Dr.B.R.Ambedkar Road,  
Bengaluru – 560001.

email:adgppcw@ksp.gov.in

# INDEX

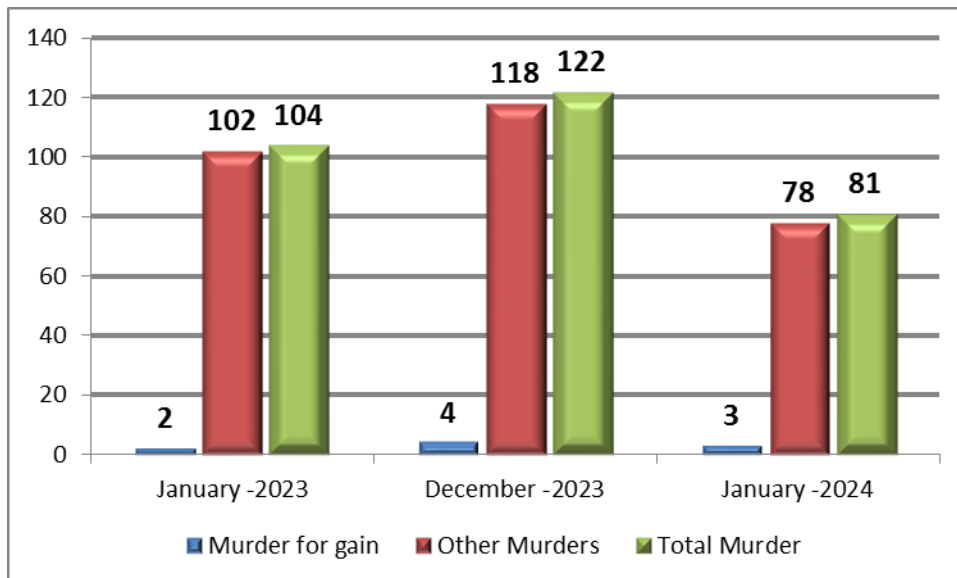
Sl. No.	CONTENTS	Page No.
1	Crime Review on – 1) Murder 2) Dacoity 3) Robbery 4) Burglary 5) Theft 6) Riots 7) Hurt 8) Spl. & local laws 9) Crime against Women 10) POCSO 11) SC & ST POA Act 12) Security cases 13) Cyber Crimes 14) Economic Offences & 15) MMDR & KMMCR 16) Motor Vehicles Theft Cases 17) NDPS Cases	1-17
2	District-wise Reported cases under various heads for the month of January – 2024	18
3	Crime Statistics – IPC Crimes	19-29
4	Crime Statistics – Special & Local laws	29-34
5	Crime Statistics – Crime against Women	34
6	Crime Statistics – Crime against Children	35
7	Crime Statistics – Crime against SC & ST	36
8	Crime Statistics – Road Accidents	37
9	Commissionerate & Range Wise IPC & SLL Cases	38
10	Commissionerate & Range Wise Major heads Cases	39 & 40
11	Unit-wise report on Receipts & Disposals under SAKALA services	41-42
12	Comparative Crime Statement – 17	43-44
13	e-Sign details – FIR & Chargesheet	45-46
14	Police IT MT Module log book details	47-49
15	Seva Sindhu – January month report	50
16	District Wise COTPA Statistics	51

## CRIME REVIEW FOR THE MONTH OF JANUARY – 2024

### 1. Murder

As per the review for the month 81 cases of Murder were reported (3 cases of Murder for gain) as against 122 Murder cases (4 cases of Murder for gain has been reported) in the previous month & 104 Murder cases (2 cases of Murder for gain) in the corresponding month of previous year.

Month	Year	Murder for gain	Other Murders	Total Murder
January	2024	3	78	81
December	2023	4	118	122
January	2023	2	102	104

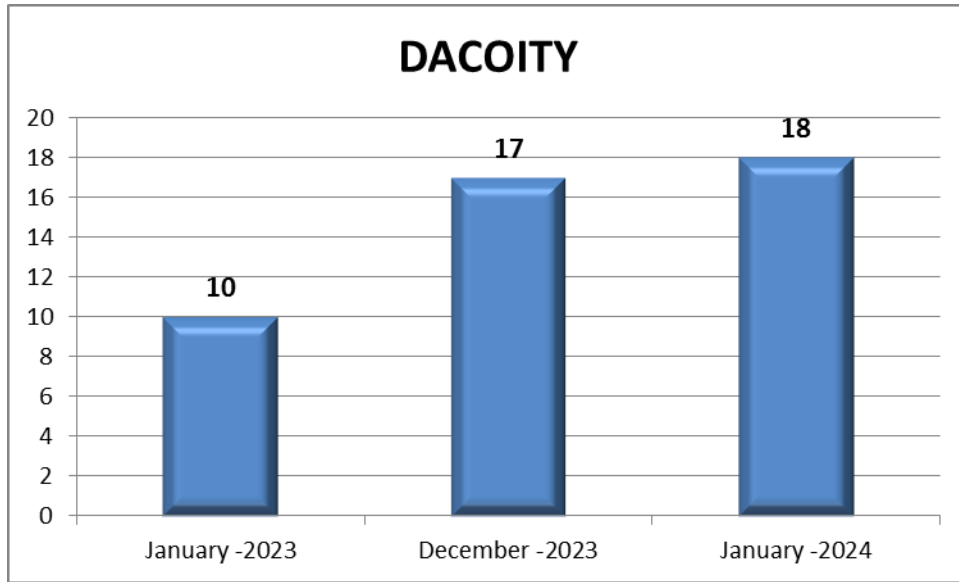


There is a decrease in the reported cases of Murder during the current month when compared to the cases of previous month and to the corresponding month of previous year.

## 2. Dacoity

18 cases of Dacoity were reported during the current month as against 17 cases in the previous month and 10 cases in the corresponding month of previous year.

Month	Year	Dacoity Cases
January	2024	18
December	2023	17
January	2023	10



There is an increase in the reported cases of Dacoity during the current month when compared to the cases of previous month and to the corresponding month of previous year.

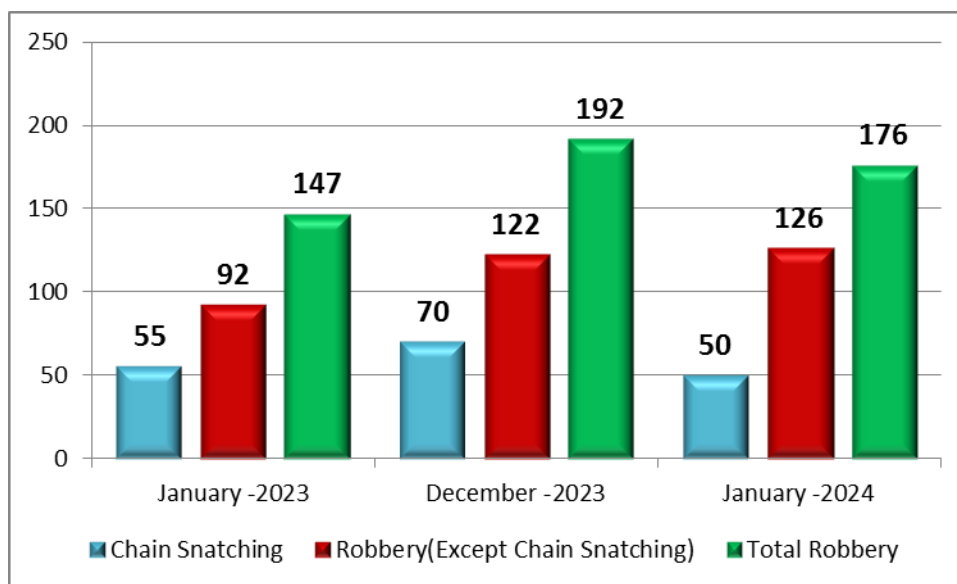
The unit wise break up of Dacoity cases for the month under review is as follows:-

Name of the unit	No. of cases	Name of the unit	No. of cases
Bengaluru City	4	Shivamogga District	2
Uttara Kannada District	2	Bagalkot District	1
Bengaluru District	1	Chamarajanagar District	1
Davanagere District	1	Hassan District	1
Koppal District	1	Raichur District	1
Tumakuru District	1	Udupi District	1
Vijayapura District	1		

### 3. Robbery

176 cases of Robbery were reported during the current month (including 50 chain snatching cases) as against 192 cases (70 cases of Chain snatching) in the previous month and 147 cases (55 cases of Chain snatching) in the corresponding month of previous year.

Month	Year	Chain Snatching	Robbery (Except Chain Snatching)	Total Robbery
January	2024	50	126	176
December	2023	70	122	192
January	2023	55	92	147



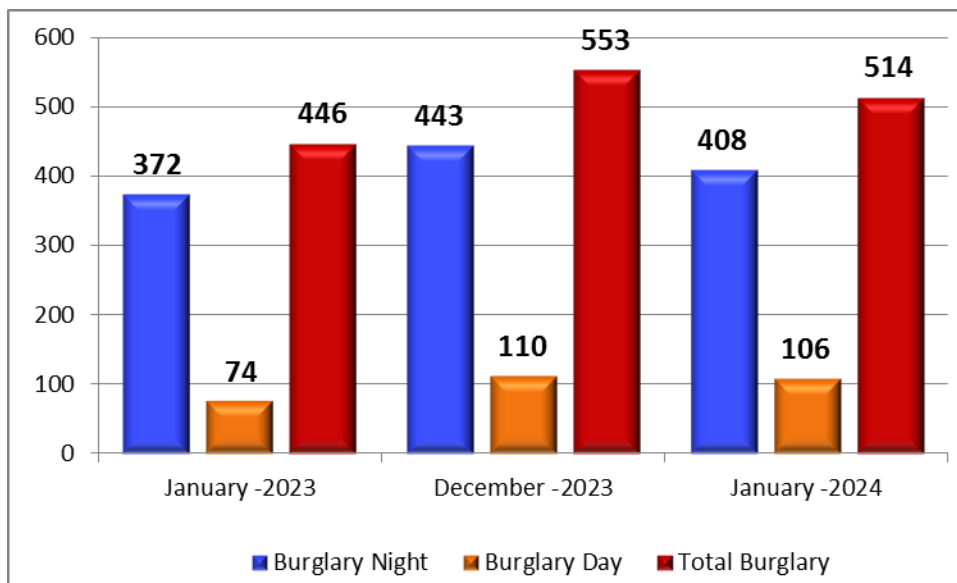
There is a decrease in the number of cases reported during the current month under the head Robbery when compared to the cases of previous month and an increase when compared to the corresponding month of previous year.

There is a decrease in the number of cases reported during the current month under Chain Snatching when compared to the cases of previous month and to the corresponding month of previous year.

#### 4. Burglary

514 cases of Burglary were reported during the month as against 553 cases in the previous month and 446 cases during the corresponding month of previous year.

Month	Year	Burglary Night	Burglary Day	Total
January	2024	408	106	514
December	2023	443	110	553
January	2023	372	74	446

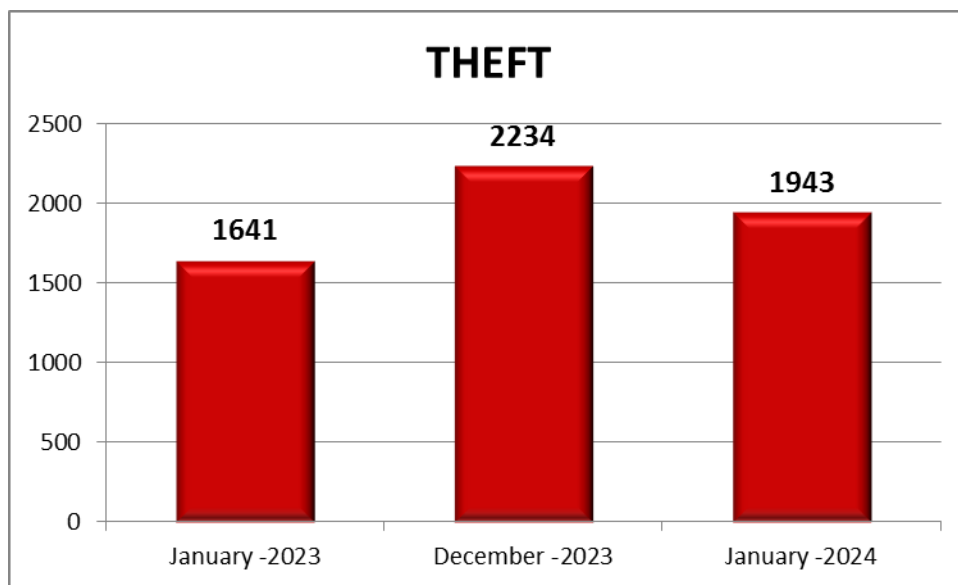


There is a decrease in the number of cases reported during the current month under the head burglary, when compared to the reported cases of previous month and an increase when compared to the corresponding month of previous year.

## 5. Theft

1943 cases of Theft were reported during the month as against 2234 cases in the previous month and 1641 cases in the corresponding month of previous year.

Month	Year	Reported
January	2024	1943
December	2023	2234
January	2023	1641

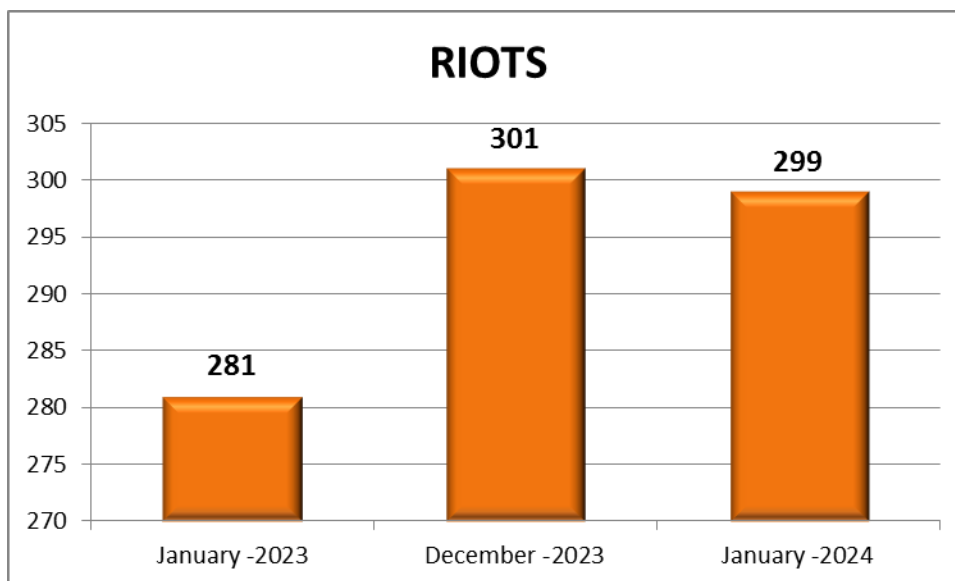


There is a decrease in the number of cases reported during the current month under the head theft when compared to the cases of previous month and an increase when compared to the corresponding month of previous year.

## 6. Riots

299 cases were reported during the current month under the category Riots as against 301 cases in the previous month and 281 cases in the corresponding month of previous year.

Month	Year	Riots
January	2024	299
December	2023	301
January	2023	281



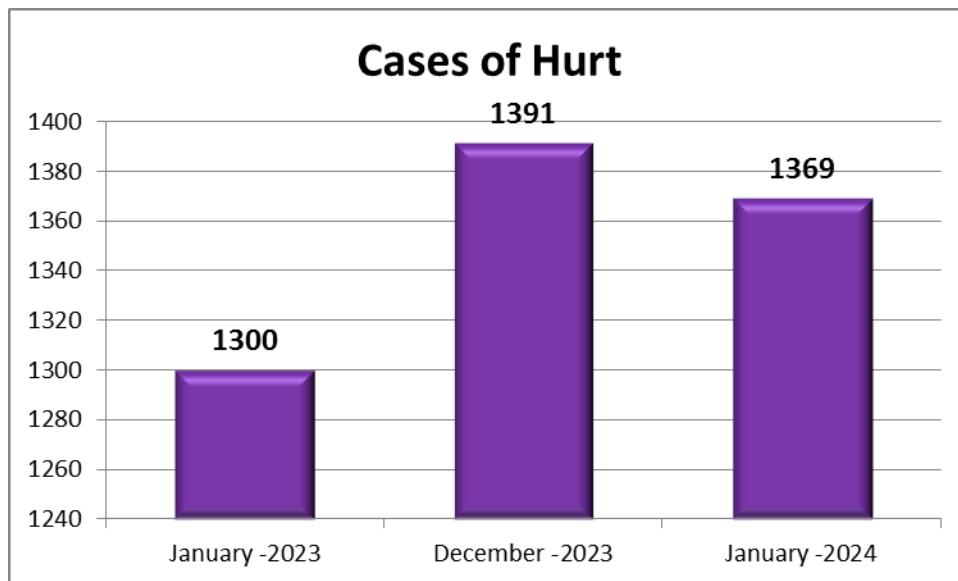
There is a decrease in the number of cases reported under this head during the month, when compared to the cases of previous month and an increase when compared to the corresponding month of previous year.



## 7. Hurt

1369 cases were reported during the current month under the category Hurt as against 1391 cases in the previous month and 1300 cases in the corresponding month of previous year.

Month	Year	Cases of Hurt
January	2024	1369
December	2023	1391
January	2023	1300

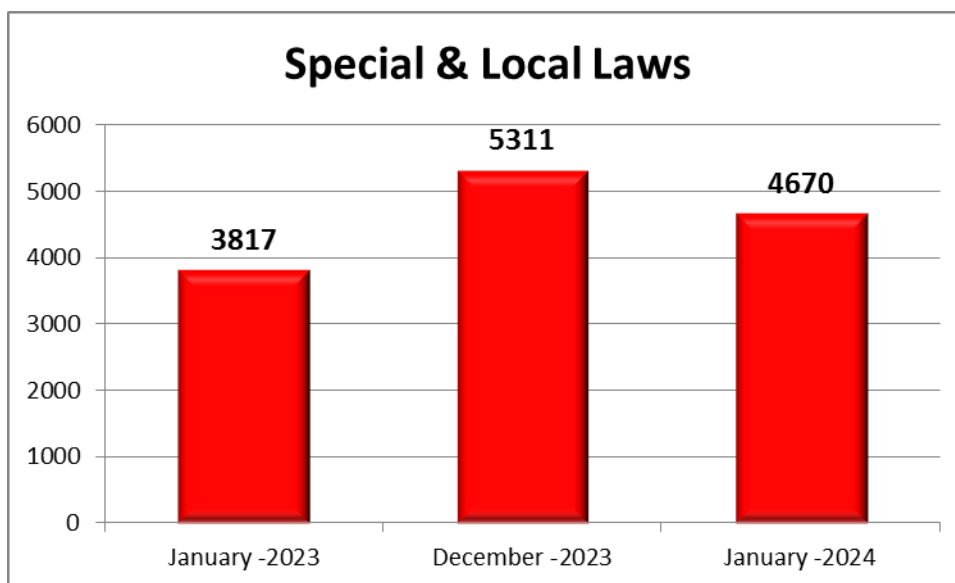


There is a decrease in the number of cases reported under this head during the month, when compared to the cases of previous month and an increase when compared to the corresponding month of previous year.

## 8. Special & Local Laws

4670 cognizable cases were registered under Special & Local Laws during the month as against 5311 cases in the previous month and 3817 cases in the corresponding month of previous year.

Month	Year	Special & Local Laws
January	2024	4670
December	2023	5311
January	2023	3817

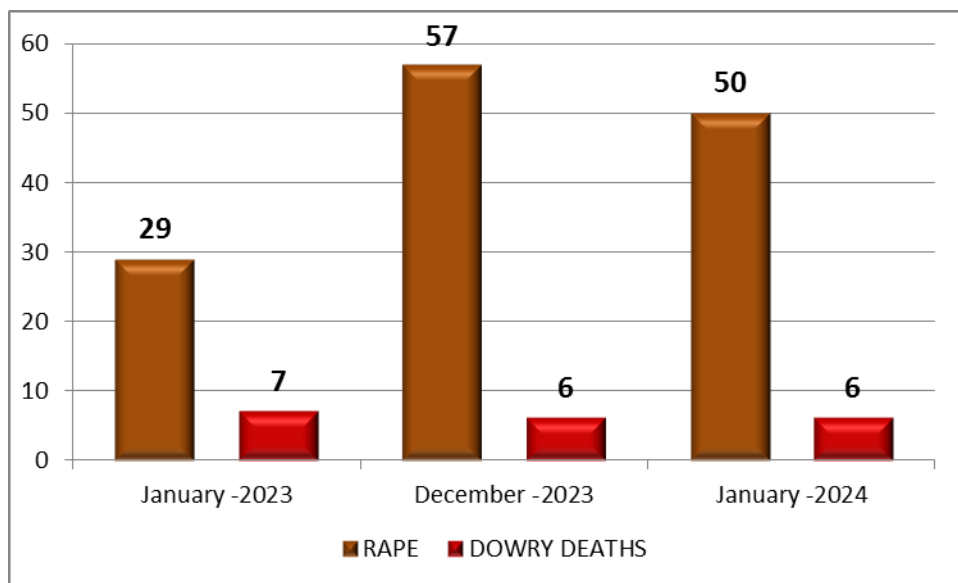


There is a decrease in the number of cognizable cases reported during the month under Special & Local Laws when compared to the cases of previous month and an increase when compared to the corresponding month of the previous year.

## 9. Crime against Women (Rape & Dowry Death)

50 cases of Rape have been reported during the month as against 57 cases in the previous month and 29 cases in the corresponding month of previous year. 6 cases of Dowry Death have been reported during the current month, as against 6 cases in the previous month and 7 cases in the corresponding month of previous year. (Note: Other Crimes against Women are mentioned in Page No.22)

Month	Year	Rape	Dowry Death
January	2024	50	6
December	2023	57	6
January	2023	29	7



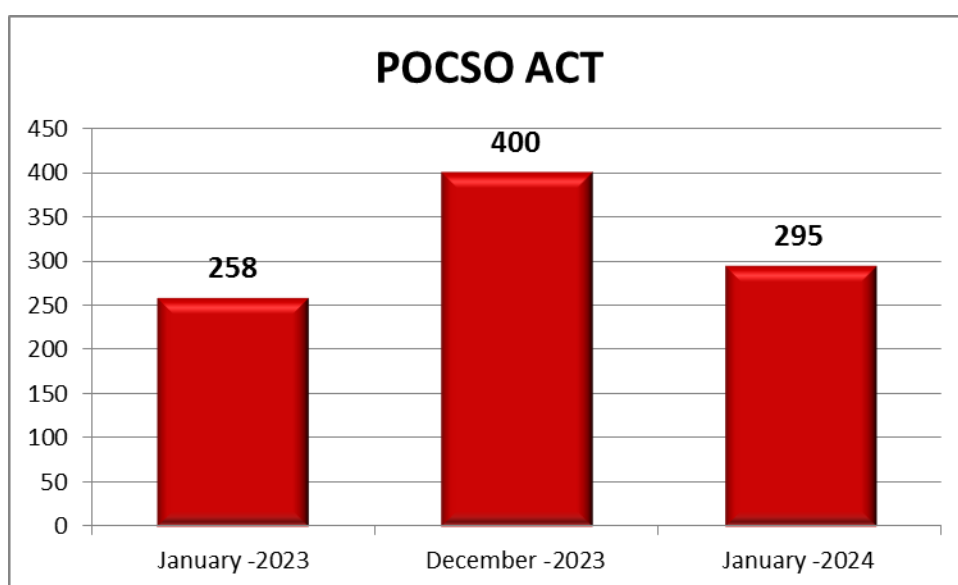
There is a decrease in the reported cases under Rape during the current month when compared to the previous month and an increase when compared to the corresponding month of previous year.

There is no change in the reported cases of Dowry death during current month when compared to the previous month and a decrease when compared to the corresponding month of previous year.

## 10. Protection of Children from Sexual Offences Act (POCSO)

295 cases of POCSO were reported during the current month as against 400 cases in the previous month and 258 in the corresponding month of previous year.

Month	Year	POCSO
January	2024	295
December	2023	400
January	2023	258

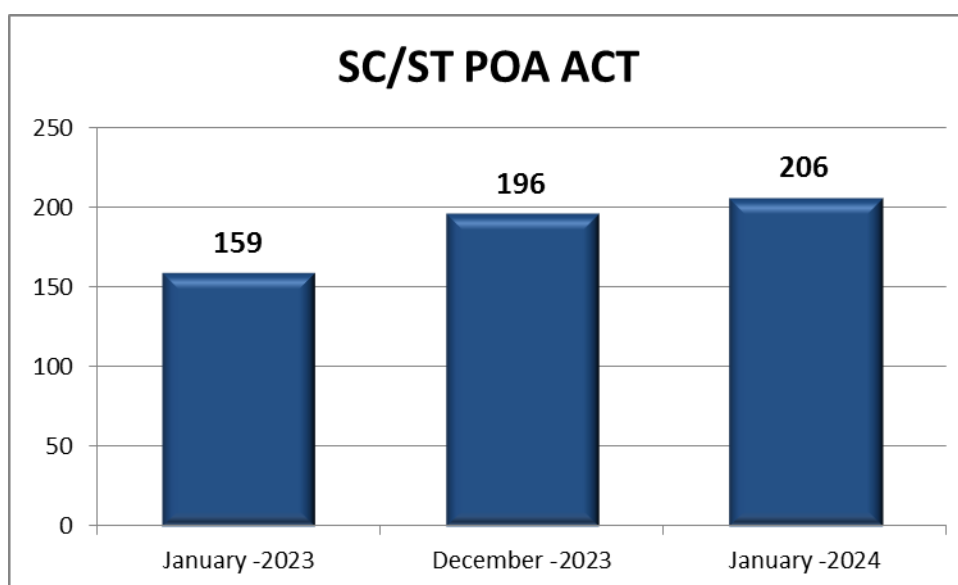


There is a decrease in the reported cases under the head POCSO during the current month when compared to the cases of previous month and an increase when compared to the corresponding month of previous year.

### 11. Crimes under SC/ST POA Act

206 cases were reported during the current month under this head as against 196 cases in the previous month and 159 cases in the corresponding month of previous year. (Details are mentioned at Page No.24)

Month	Year	SC/ST POA Act
January	2024	206
December	2023	196
January	2023	159

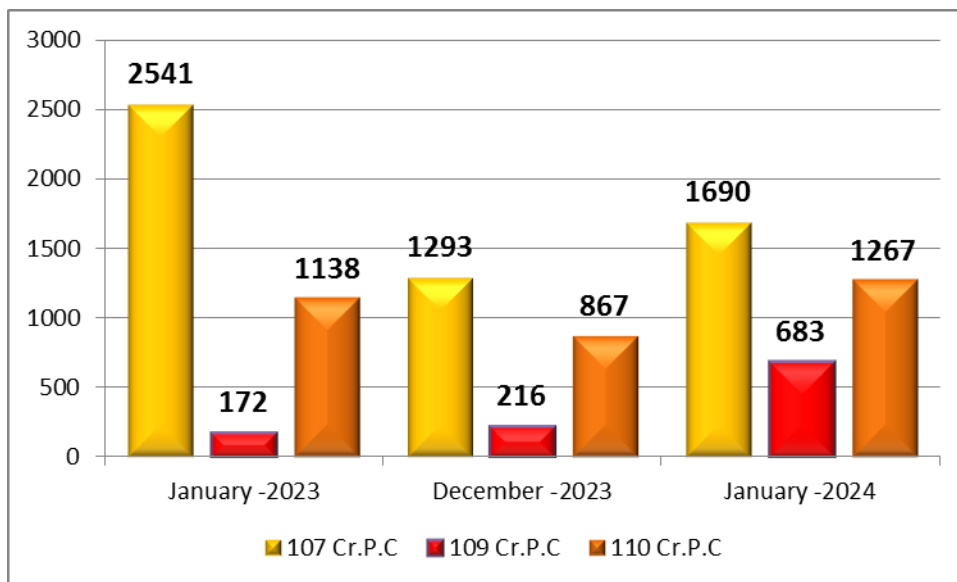


There is an increase in the reported cases under Crime against SC/ST during the current month when compared to the reported cases of previous month and to the corresponding month of previous year.

## 12. Preventive Action Report

1690, 683 & 1267 cases u/s 107, 109 & 110 Cr.PC. respectively have been booked during the current month as against 1293, 216 & 867 Preventive Action Report in the previous month and 2541, 172 & 1138 Preventive Action Report in the corresponding month of last year.

Month	Year	Security Cases			Total
		107 Cr.PC	109 Cr.PC	110 Cr.PC	
January	2024	1690	683	1267	3640
December	2023	1293	216	867	2376
January	2023	2541	172	1138	3851

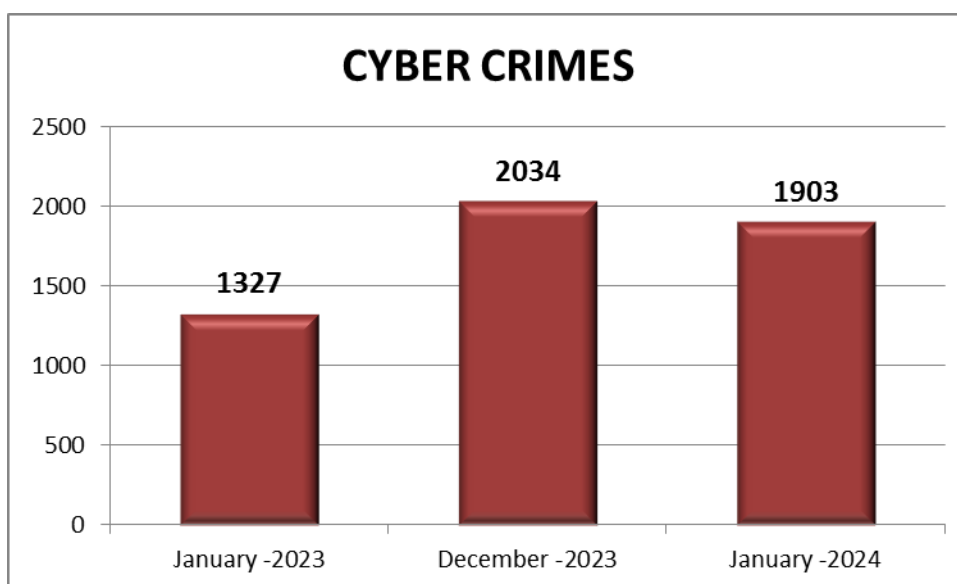


- Under sec 107 Cr.PC. more number of Preventive Action Report have been booked during the current month when compared to the Preventive Action Report of previous month and less when compared to the corresponding month of previous year.
- Under Sec.109 Cr.PC. more number of Preventive Action Report have been booked during the current month when compared to the Preventive Action Report of previous month and to the corresponding month of previous year.
- Under 110 Cr.PC. more number of Preventive Action Report have been booked during the current month when compared to the Preventive Action Report of previous month and to the corresponding month of previous year.

### 13. Cyber Crimes (Information Technology Act)

1903 cases were reported during the current month under this head as against 2034 cases in the previous month and 1327 cases in the corresponding month of previous year.

Month	Year	Cyber Crimes
January	2024	1903
December	2023	2034
January	2023	1327

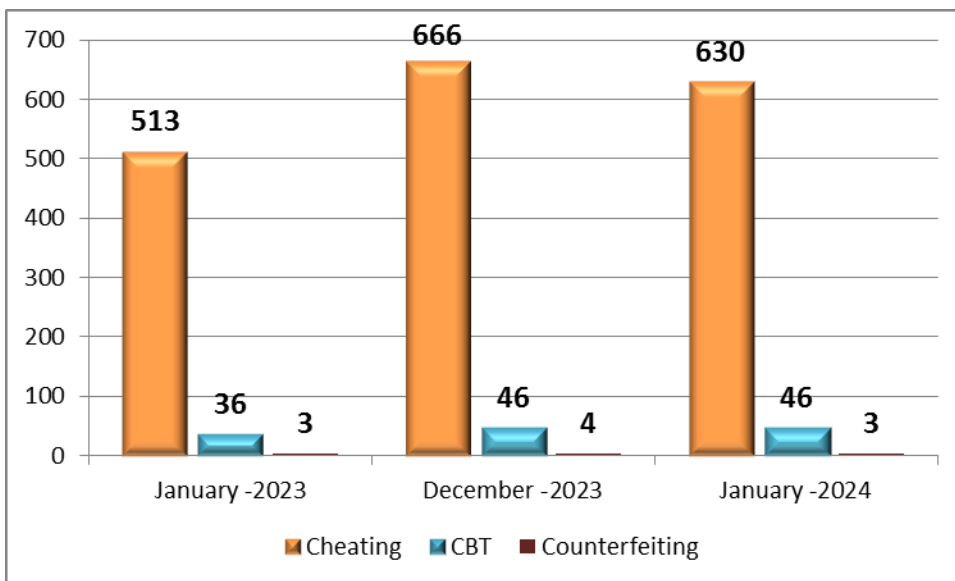


There is a decrease in the reported cases under Cyber Crimes during the current month when compared to the reported cases of previous month and an increase when compared to the corresponding month of previous year.

**14. Economic Offences (Criminal Breach of Trust, Cheating, Counterfeiting)**

679 cases were reported during the current month under Economic Offences **(Criminal Breach of Trust-46, Cheating-630 and Counterfeiting-3)** as against 716 cases during the previous month and 552 cases in the corresponding month of previous year.

Month	Year	Economic Offences
January	2024	679
December	2023	716
January	2023	552



There is a decrease in the reported cases under economic offences during the current month when compared to the reported cases of previous month and an increase when compared to the corresponding month of previous year.

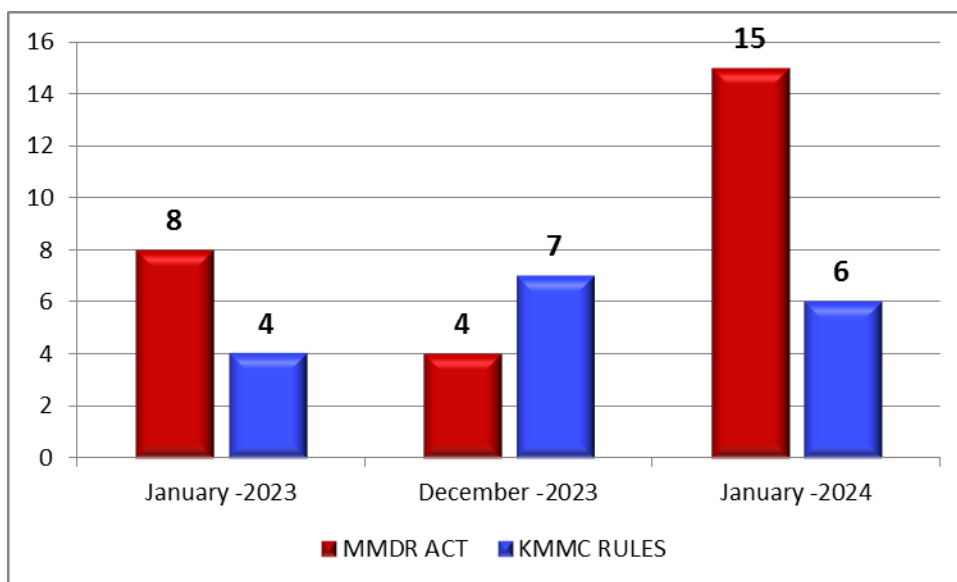


**15. Mines and Minerals (Development & Regulation) Act 1957 & Karnataka Minor Mineral Consistent Rule - 1994**

15 cases of MMDR were reported during the current month under this head as against 4 cases in the previous month and 8 cases in the corresponding month of previous year.

6 cases of KMMCR reported during the current month as against 7 cases in the previous month and 4 cases in the corresponding month of previous year.

Month	Year	MMDR Act	KMMC Rules
January	2024	15	6
December	2023	4	7
January	2023	8	4



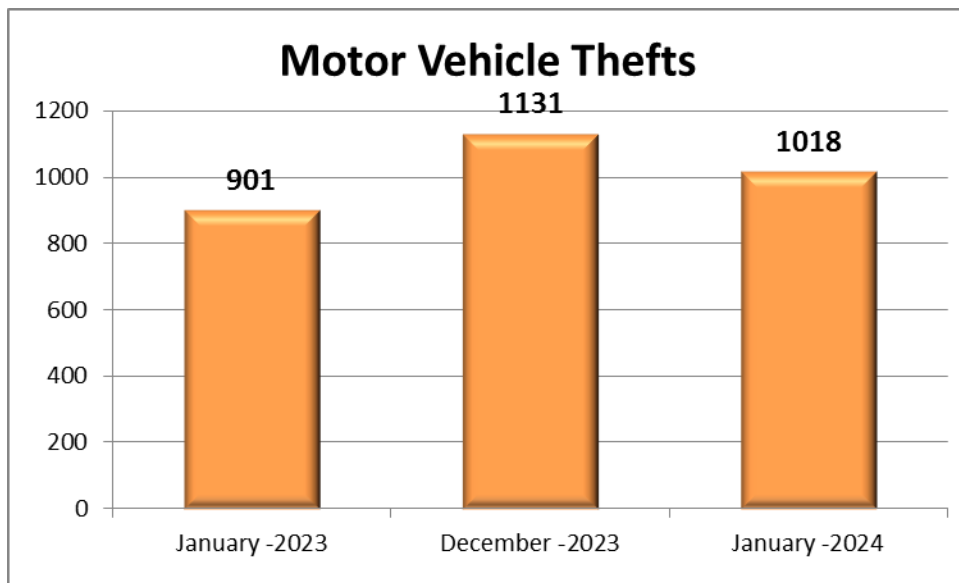
There is an increase in the reported cases under MMDR during the current month when compared to the reported cases of previous month to the corresponding month of previous year.

There is a decrease in the reported cases under KMMCR during the current month when compared to the reported cases of previous month and an increase when compared to the corresponding month of previous year.

**16. Motor Vehicles Theft cases**

1018 cases were reported during the current month under this head as against 1131 cases in the previous month and 901 cases in the corresponding month of previous year.

Month	Year	Motor Vehicles Theft Cases
January	2024	1018
December	2023	1131
January	2023	901

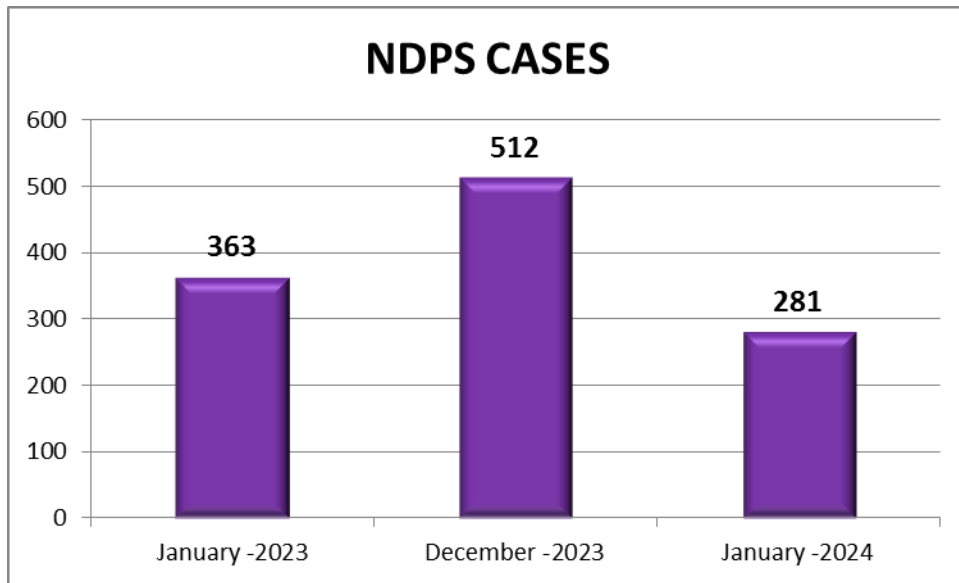


There is a decrease in the reported cases under Motor Vehicles Theft cases during the current month when compared to the reported cases of previous month and an increase when compared to the corresponding month of previous year.

**17. Narcotic Drugs & Pshycotropic Substances (NDPS)**

281 cases were reported during the current month under this head as against 512 cases in the previous month and 363 cases in the corresponding month of previous year.

Month	Year	NDPS Cases
January	2024	281
December	2023	512
January	2023	363



There is a decrease in the reported cases under NDPS Cases during the current month when compared to the reported cases of previous month and to the corresponding month of previous year.

\*This Crime Review is based on classification made in Police IT at Police Station level.

\* Crime Review is based on classification made in Police IT on 08/02/2024.

**DISTRICT-WISE REPORTED CASES UNDER VARIOUS HEADS FOR THE MONTH OF JANUARY - 2024 (AS ON 08/02/2024)**

Sl. No.	Crime Head	Bagalkot	Baillari	Belagavi City	Belagavi Dist	Bengaluru city	Bengaluru District	Bidar	Chamarajanagar	Chickballapura	Chikkamagaluru	Chitradurga	Dakshina kannada	Davanagere	Dharwad	Gadag	Hassan	Haveri	Hubballi Dharwad City	K.G.F	Kalaburagi	Kalaburagi City	Karnataka Railways	Kodagu	Kolar	Koppal	Mandya	Mangalooru City	Mysuru City	Mysuru District	Raichur	Ramanagara	Shivamogga	Tumakuru	Udupi	Uttara kannada	Vijayanagara	Vijayapur	Yadgir	Total
1	MURDER	2	1	1	4	12	3	1	0	1	5	5	0	3	0	0	4	2	1	1	3	0	1	0	0	0	4	2	1	7	1	7	2	4	0	1	0	2	0	<b>81</b>
2	DACOITY	1	0	0	0	4	1	0	1	0	0	0	0	1	0	0	1	0	0	0	0	0	0	0	0	1	0	0	0	1	0	2	1	1	2	0	1	0	<b>18</b>	
3	ROBBERY	1	1	1	1	83	5	2	0	1	1	0	1	3	3	0	1	1	0	0	1	3	1	0	1	0	0	2	2	4	0	1	2	4	0	0	0	0	<b>126</b>	
3a	CHAIN SNATCHING	0	0	1	0	11	5	0	3	3	1	0	1	4	0	0	0	0	1	0	0	0	1	1	5	0	1	0	2	0	0	2	0	6	1	0	0	1	0	<b>50</b>
4a	BURGLARY - DAY	2	1	4	2	14	13	0	1	2	3	0	0	2	1	1	7	1	2	1	2	2	1	2	4	4	3	1	0	2	0	3	4	8	5	0	1	2	5	<b>106</b>
4b	BURGLARY - NIGHT	4	8	16	10	65	24	13	12	9	4	17	4	11	4	6	13	9	7	7	7	5	0	4	9	8	16	1	11	21	6	8	13	27	8	5	3	11	2	<b>408</b>
5	THEFT	23	30	18	23	862	130	28	9	21	31	33	18	28	11	22	34	41	22	7	35	19	63	13	18	23	30	16	23	27	24	39	29	77	32	20	18	33	13	<b>1943</b>
6	RIOTS	7	3	2	17	13	10	7	3	3	6	14	3	20	4	0	11	32	5	0	19	4	0	1	12	2	4	1	2	20	14	5	14	3	3	8	7	9	11	<b>299</b>
7	CASES OF HURT	7	19	18	50	290	52	49	34	34	42	60	22	22	9	4	68	30	16	10	32	13	1	22	26	14	48	12	27	63	12	43	62	63	19	36	3	26	11	<b>1369</b>
8	Spl & Local laws	84	113	31	109	1865	149	74	40	103	77	101	28	86	48	44	87	70	60	24	84	50	5	47	40	70	96	150	73	79	145	68	123	127	53	67	72	89	39	<b>4670</b>
9a	RAPE	0	0	1	0	12	1	1	1	2	0	0	0	0	0	0	2	2	0	2	1	1	0	1	0	0	0	1	2	1	2	0	2	2	2	0	3	5	3	<b>50</b>
9b	DOWRY DEATHS	0	0	0	0	2	0	0	0	1	0	0	0	0	0	0	0	0	0	0	0	0	0	0	0	1	0	0	1	0	0	1	0	0	0	0	0	0	0	<b>6</b>
10	POCSO	6	6	2	8	36	10	0	8	18	7	11	8	10	6	0	11	10	1	3	4	1	1	5	8	5	11	4	6	15	4	14	18	19	3	8	1	4	3	<b>295</b>
11	SC ST & POA Act	7	5	1	7	20	12	4	2	6	8	5	4	4	5	5	14	5	5	0	4	5	0	6	6	3	7	2	2	4	10	6	10	6	3	5	3	3	2	<b>206</b>
12a	107 Cr.P.C.	62	56	37	104	20	35	72	38	26	41	23	8	22	21	29	29	58	8	15	32	33	0	32	28	41	18	93	0	122	7	74	75	66	29	27	74	194	41	<b>1690</b>
12b	109 Cr.P.C.	33	14	25	12	25	146	19	1	63	3	15	2	32	6	9	26	14	6	1	2	4	19	2	13	18	11	2	2	14	5	41	6	25	2	6	23	29	7	<b>683</b>
12c	110 Cr.P.C.	14	1	15	14	114	71	2	0	93	2	1	5	29	3	2	53	22	22	72	7	9	0	0	0	3	32	41	91	165	8	195	2	39	7	26	51	47	9	<b>1267</b>
13	CYBER CRIME	5	11	11	9	1510	93	1	2	22	6	9	3	11	2	7	10	8	22	12	1	6	0	9	5	2	7	12	30	2	3	9	9	20	21	11	0	2	0	<b>1903</b>
14a	Cr. Br. of Trust	0	1	0	0	20	3	0	1	0	0	1	7	0	0	2	0	0	0	0	0	0	0	0	0	0	0	0	3	2	0	1	0	3	0	1	1	0	0	<b>46</b>
14b	CHEATING	10	7	13	12	313	49	6	1	5	5	6	6	8	1	4	12	5	5	2	0	9	1	12	2	6	7	12	11	11	2	6	14	32	18	8	4	4	1	<b>630</b>
14c	COUNTERFEITING	0	0	0	0	1	0	0	0	0	0	0	0	1	0	0	0	0	0	0	0	0	0	0	0	0	0	0	0	0	0	0	0	0	0	0	1	0	0	<b>3</b>
15	KMMC	0	1	0	0	0	0	0	0	0	0	0	0	0	0	0	0	0	0	0	0	0	0	0	0	0	0	0	0	0	0	0	0	4	0	0	0	0	1	<b>6</b>
15a	MMDR	0	0	0	0	0	0	0	0	0	0	8	0	0	0	0	0	0	0	0	2	0	0	0	0	0	0	0	0	0	0	0	0	3	0	0	2	0	0	<b>15</b>
16	Motor vehicles Theft Cases	14	8	12	15	512	77	14	3	13	11	15	0	17	6	10	18	20	16	4	6	12	4	3	9	8	16	4	15	19	8	25	17	46	9	8	3	15	6	<b>1018</b>
17	NDPS Cases	4	3	0	2	38	5	0	6	0	15	4	2	3	1	2	11	0	5	0	2	1	3	8	5	0	1	111	2	3	1	4	20	3	8	5	1	1	0	<b>280</b>

**CRIME REVIEW FOR THE MONTH OF JANUARY - 2024 (As on 08/02/2024)**

Sl. No.	Heads of Crime	During the current year upto the end of month under review	During the corresponding month of previous year	During the previous month	During the current month
	<b>A - IPC Crime</b>				
1	<b>Murder (Sec.302/303 IPC)</b>				
	For gain	3	2	4	3
	Over Property Dispute	2	0	4	2
	Due to Personal Vendetta or enmity	1	1	2	1
	Due to Sexual jealousy	0	2	0	0
	For dowry by burning	0	0	0	0
	For dowry by other means	1	0	3	1
	Due to Communalism	0	0	0	0
	Due to Casteism	0	0	0	0
	Witch Craft (Sorcery)	0	0	0	0
	For Human Sacrifice	2	0	0	2
	Due to Terrorism/Naxalism / Extremism	0	0	0	0
	For Political Reasons	0	0	0	0
	Due to Adultery	2	5	3	2
	Civil Disputes	4	5	6	4
	Electoral Gain	0	0	0	0
	Gang Rivalry	0	0	0	0
	Love Intrigue	1	1	2	1
	Professional	0	0	0	0
	Psychopathic / Serial Killer / Lunacy	0	0	0	0
	Rape with Murder	0	1	0	0
	Revenge / Enmity	4	1	7	4
	Sudden Quarrel	7	10	5	7
	Village Dispute	0	0	0	0
	Custodial	0	0	0	0
	Due to Other Causes	54	76	86	54
	<b>Sub Total</b>	<b>81</b>	<b>104</b>	<b>122</b>	<b>81</b>
2	<b>ATTEMPT TO MURDER (Sec. 307 IPC)</b>				
	For Gain	1	2	1	1
	Over Property Dispute	2	10	6	2
	Due to Personal Vendetta or enmity	6	9	11	6
	Due to Sexual jealousy	2	0	0	2
	For Dowry other Means	7	2	2	7
	Dowry By Burning	0	0	0	0
	Due to Communalism	0	1	0	0
	Due to Casteism	0	1	0	0
	Witch Craft (Sorcery)	0	0	0	0
	For Human Sacrifice	0	0	0	0
	Terrorism / Naxalism / Extremism	0	0	0	0
	For Political Reasons	1	1	1	1
	Adultery	1	0	2	1
	Electoral Gain	0	0	0	0
	Gang Rivalry	0	1	0	0
	Love Intrigue	3	3	4	3
	Professional	0	1	3	0
	Rape	0	0	0	0
	Revenge / Enmity	24	15	19	24
	Sudden Quarrel	26	31	12	26
	Village Dispute	0	0	0	0
	Due to Other Causes	128	120	133	128
	Civil Disputes	22	23	28	22
	<b>Sub Total</b>	<b>223</b>	<b>220</b>	<b>222</b>	<b>223</b>

Sl. No.	Heads of Crime	During the current year upto the end of month under review	During the corresponding month of previous year	During the previous month	During the current month
3	<b>CULPABLE HOMICIDE NOT AMOUNTING TO MUDER (Sec.304 IPC)</b>				
	For Gain	0	0	0	0
	Over Civil Dispute	0	0	0	0
	Due to Personal Vendetta or enmity	0	0	0	0
	Due to Sexual jealousy	0	0	0	0
	For Dowry	0	0	0	0
	Due to Communalism	0	0	0	0
	Due to Casteism	0	0	0	0
	Witch Craft (Sorcery)	0	0	0	0
	For Human Sacrifice	0	0	0	0
	Terrorism /Naxalism / Extremism	0	0	0	0
	For Political Reasons	0	0	0	0
	Adultery	0	0	0	0
	Property Disputes	0	0	0	0
	Electoral Gain	0	0	0	0
	Gang Rivalry	0	0	0	0
	Love Intrigue	0	0	0	0
	Professional	0	0	0	0
	Sudden Quarrel	2	0	0	2
	Due to Other Causes	8	5	5	8
	<b>Sub Total</b>	<b>10</b>	<b>5</b>	<b>5</b>	<b>10</b>
4	<b>ATTEMPT TO CULPABLE HOMICIDE NOT AMOUNTING TO MURDER (Sec. 308 IPC)</b>				
	For Gain	0	0	0	0
	Over Civil Dispute	0	0	1	0
	Due to Personal Vendetta or enmity	0	0	0	0
	Due to Sexual jealousy	0	0	0	0
	For Dowry	0	0	0	0
	Due to Communalism	0	0	0	0
	Due to Casteism	0	0	0	0
	Witch Craft (Sorcery)	0	0	0	0
	For Human Sacrifice	0	0	0	0
	Terrorism /Naxalism / Extremism	0	0	0	0
	For Political Reasons	0	0	0	0
	Due to Other Causes	6	3	2	6
	Adultery	0	0	0	0
	Property Disputes	0	0	0	0
	Electoral Gain	0	0	0	0
	Gang Rivalry	0	0	0	0
	Love Intrigue	0	0	0	0
	Professional	0	0	0	0
	Sudden Quarrel	0	0	1	0
	<b>Sub Total</b>	<b>6</b>	<b>3</b>	<b>4</b>	<b>6</b>
5	<b>RAPE (Sec.376, 376(A) to 376 (D) IPC)</b>				
	Custodial Rape	1	0	0	1
	Attempt to Commit	0	3	3	0
	By a Gang	2	0	0	2
	By Parents	0	0	0	0
	By Hospital Staff	0	0	0	0
	By Husband During Sepearation	0	1	3	0
	By Neighbours	3	1	5	3
	By Relatives	7	1	3	7
	In Jail Custody	0	0	0	0
	In Remand Home	0	0	0	0
	InCest	0	0	0	0
	Known Person	29	16	32	29
	Unknown Person	0	0	1	0
	Due to Other Causes	8	7	10	8
	On Minor	0	0	0	0

Sl. No.	Heads of Crime	During the current year upto the end of month under review	During the corresponding month of previous year	During the previous month	During the current month
	<b>Sub Total</b>	<b>50</b>	<b>29</b>	<b>57</b>	<b>50</b>
6	<b>KIDNAPPING AND ABDUCTION (Sec.360, 361, 363 to 369 IPC)</b>				
	Missing - Boy	101	70	75	101
	Missing - Girl	243	142	193	243
	For Ransom - of Children	0	1	3	0
	For Ransom - of Children for Begging	0	0	0	0
	For Ransom - of Women	0	0	0	0
	For Ransom - of Girls for Immoral Purpose	0	0	0	0
	For Ransom - of Others	10	3	4	10
	Procuration of Minor Girls - For Prostitution	0	0	0	0
	Procuration of Minor Girls - Importing of Girl	0	0	0	0
	Procuration of Minor Girls - For other Purpose	1	1	0	1
	Espionage	0	0	0	0
	Intent to Steal From Child	0	0	0	0
	Murder (Homicide)	0	0	0	0
	Obtain Signature Forcibly	0	0	0	0
	Recovering Loan	1	0	0	1
	Settling any Disputes	1	0	2	1
	Unnatural Lust / Illicit Intercourse	0	0	0	0
	Wrongful Confinement	2	0	2	2
	For Exporting	0	0	0	0
	From Lawful Guardianship	0	0	0	0
	For Camel Racing Etc.	0	0	0	0
	To Compel For Marriage	0	1	1	0
	For Slavery	0	0	0	0
	For Stealing From its Person	0	0	0	0
	Others	46	47	27	46
	<b>Sub Total</b>	<b>405</b>	<b>265</b>	<b>307</b>	<b>405</b>
7	<b>DACOITY (Sec. 395 to 398 IPC )</b>				
	At ATM	0	0	0	0
	At Residential Premises	1	3	2	1
	On Highways	1	2	3	1
	In Trains	0	0	0	0
	At Banks	0	0	0	0
	At Commercial Places / Establishments	1	0	0	1
	On Other Roads	3	3	5	3
	In Other Places	10	2	7	10
	River & Sea	0	0	0	0
	<b>Sub Total</b>	<b>16</b>	<b>10</b>	<b>17</b>	<b>16</b>
7a	<b>Preparation And Assembly for Dacoity</b>	13	10	9	13
8	<b>Robbery (Sec.392 to 394 IPC)</b>				
	At ATM	0	0	0	0
	At Residential Premises	20	17	16	20
	On Highways	10	8	9	10
	In Trains	1	0	0	1
	At Banks	0	0	0	0
	At Commercial Places / Establishments	9	8	13	9
	In Other Places	81	53	74	81
	Chain Snatching	50	55	70	50
	Attempt to Commit	5	6	10	5
	<b>Sub Total</b>	<b>176</b>	<b>147</b>	<b>192</b>	<b>176</b>
9	<b>BURGLARY - NIGHT (Sec. 380 IPC R/W 453 TO 460, 462 IPC)</b>				
	At Residential Premises	235	226	260	235
	On Highways	0	0	0	0
	In Trains	0	0	0	0
	At Banks	6	5	6	6
	At Commercial Places / Establishments	72	53	78	72
	In Other Places	59	56	68	59
	Temple Theft	36	32	31	36
	<b>Sub Total</b>	<b>408</b>	<b>372</b>	<b>443</b>	<b>408</b>

Sl. No.	Heads of Crime	During the current year upto the end of month under review	During the corresponding month of previous year	During the previous month	During the current month
10	<b>BURGLARY - DAY (Sec. 380 IPC R/W 453 TO 460, 462 IPC)</b>				
	At Residential Premises	91	65	98	91
	On Highways	0	0	0	0
	In Trains	1	0	0	1
	At Banks	0	0	0	0
	At Commercial Places / Establishments	3	1	7	3
	In Other Places	8	5	5	8
	Temple Theft	3	3	0	3
	<b>Sub Total</b>	<b>106</b>	<b>74</b>	<b>110</b>	<b>106</b>
	<b>Total Burglary (Burglary Day + Burglary Night)</b>	<b>514</b>	<b>446</b>	<b>553</b>	<b>514</b>
11	<b>THEFT (Sec.379 to 389 IPC)</b>				
	Of Sand	88	65	95	88
	Attempt to commit	4	3	5	4
	Of Automobiles - Of Tractors	7	10	15	7
	At ATM	1	0	3	1
	Communication And Elec. Wire	16	26	21	16
	Of Cattle	35	32	39	35
	Of Cycle	7	13	14	7
	Of Automobiles - Of Lorries/Trucks	7	13	12	7
	Of Automobiles - Of Buses	1	1	1	1
	Of Automobiles - Of Cars / Jeeps	18	25	24	18
	Of Automobiles - Of Two Wheelers	965	816	1054	965
	Of Automobiles - of Three Wheelers	20	36	25	20
	Of Accessories of Motor Vehicle	26	20	32	26
	Govt. Vehicle	0	0	0	0
	Electronic Goods (Radio, TV, VCR, Acs, Office Automation Equipments)	123	115	158	123
	Of Fire Arms	1	0	2	1
	Of Explosives	0	0	0	0
	Of Cultural - Idols	1	0	1	1
	Of Cultural - Painting	0	0	0	0
	Of Cultrual - Others	32	23	28	32
	Cash	49	39	81	49
	Jewellery	118	97	154	118
	Other Items Not Included Above	200	132	202	200
	In Running Train	5	1	6	5
	Extortion	24	16	26	24
	House Theft	163	136	177	163
	Servant Theft	32	22	59	32
	<b>Sub Total</b>	<b>1943</b>	<b>1641</b>	<b>2234</b>	<b>1943</b>
12	<b>RIOTS (Sec.141 to 153 IPC)</b>				
	Land Dispute	91	83	96	91
	Employee - Govt.	0	0	0	0
	Labour - Private Sector	0	0	0	0
	Labour - Public Sector	0	0	0	0
	Linguistic	1	1	11	1
	Political	0	0	0	0
	Regional	0	0	2	0
	Sectarian	0	0	0	0
	Students	3	0	1	3
	Tribal	0	0	0	0
	Due to Village Disputes	1	2	3	1
	Communal	0	0	0	0
	Industrial	0	1	0	0
	Caste	0	0	0	0
	Agrarian	0	1	0	0
	Others	203	193	188	203
	<b>Sub Total</b>	<b>299</b>	<b>281</b>	<b>301</b>	<b>299</b>
13	<b>OFFENCES AGAINST STATE (Sec. 121 to 130, except 124(A) IPC)</b>	0	0	0	0
14	<b>OFFENCES PROMOTING ENEMITY (Sec. 153(A), 154(B) &amp; 505 IPC)</b>	15	4	6	15
15	<b>CRIMINAL BREACH OF TRUST</b>	46	36	46	46



Sl. No.	Heads of Crime	During the current year upto the end of month under review	During the corresponding month of previous year	During the previous month	During the current month
16	<b>CHEATING (Sec.417 to 420 IPC)</b>	630	513	666	<b>630</b>
17	<b>COUNTERFEITING (Sec. 231 to 263 (A), 489(A) to 489 (E) IPC )</b>				
	Stock Share, Debenture Certificate	0	0	0	<b>0</b>
	Usage of Counterfeit Stamp	0	0	0	<b>0</b>
	Of Coins (Sec 231 to 254 IPC)	0	0	0	<b>0</b>
	Of Stamps (Sec.255 to 263(A) IPC)	0	0	0	<b>0</b>
	Of Currency Notes And Bank Notes (Sec. 489 (A) to 489 (E) IPC)	2	3	4	<b>2</b>
	Of Others	1	0	0	<b>1</b>
	<b>Sub Total</b>	<b>3</b>	<b>3</b>	<b>4</b>	<b>3</b>
18	<b>FORGERY (Sec. 465, 468, 471, 473, 476, 477 &amp; 477(A) IPC</b>				
	Forgery	35	36	40	<b>35</b>
	Organised (Racket)	1	0	0	<b>1</b>
	Forgery of Passport	0	0	0	<b>0</b>
	Other Forgery	10	18	14	<b>10</b>
	<b>Sub Total</b>	<b>46</b>	<b>54</b>	<b>54</b>	<b>46</b>
19	<b>CASES OF HURT (Sec. 323 to 335 IPC except 328, 332, 333)</b>				
	Acid Attack (326(a))	1	0	3	<b>1</b>
	Attempt to Acid Attack (326(b))	1	0	0	<b>1</b>
	Grievous Hurt	88	96	96	<b>88</b>
	Simple Hurt	1278	1204	1292	<b>1278</b>
	Custodial	1	0	0	<b>1</b>
	<b>Sub Total</b>	<b>1369</b>	<b>1300</b>	<b>1391</b>	<b>1369</b>
20	<b>ADULTERATION (Sec. 272, 273 to 276 IPC)</b>				
	Attempt to Commit	0	0	0	<b>0</b>
	Alcoholic Drink (Liquor)	0	0	0	<b>0</b>
	Cement & Chemical/Fertiliser	0	0	0	<b>0</b>
	Cosmetics	0	0	0	<b>0</b>
	Diesel	0	0	0	<b>0</b>
	Drug/Medicine	0	0	0	<b>0</b>
	Edible Oil	0	0	0	<b>0</b>
	Food Grain	0	0	0	<b>0</b>
	Kerosene	0	0	0	<b>0</b>
	Life Saving Drug	0	0	0	<b>0</b>
	Mobile Oil	0	0	0	<b>0</b>
	Petrol	0	0	0	<b>0</b>
	Petroleum Product	0	0	0	<b>0</b>
	Soft Drinks	0	0	0	<b>0</b>
	Spices	0	0	0	<b>0</b>
	Others	0	2	3	<b>0</b>
	<b>Sub Total</b>	<b>0</b>	<b>2</b>	<b>3</b>	<b>0</b>
21	<b>AFFRAY (Sec. 160 IPC )</b>	39	34	32	<b>39</b>
22	<b>ARSON (Sec. 435, 436, 438 IPC )</b>				
	Agricultural Produce	2	9	6	<b>2</b>
	Attempt to Commit	0	0	0	<b>0</b>
	Boat / Ship	0	0	0	<b>0</b>
	Dwelling House	3	2	2	<b>3</b>
	Educational Institution	1	0	0	<b>1</b>
	Govt. Property	1	0	1	<b>1</b>
	Industrial Establishment	0	0	0	<b>0</b>
	Place of worship	0	0	1	<b>0</b>
	Public Place	1	1	0	<b>1</b>
	Railway Property	0	0	0	<b>0</b>
	Vital Installation	0	0	0	<b>0</b>
	Warehouse (Godown)	0	0	0	<b>0</b>
	Others	9	10	13	<b>9</b>
	<b>Sub Total</b>	<b>17</b>	<b>22</b>	<b>23</b>	<b>17</b>
23	<b>ASSAULT (Sec 356, 357 IPC)</b>				
	Attempt To Commit	1	0	1	<b>1</b>
	On Contractor	0	0	0	<b>0</b>
	On Domestic Servant	0	0	0	<b>0</b>
	On Labourer	0	0	0	<b>0</b>
	On Man (General)	2	0	0	<b>2</b>
	On Man (SC)	1	0	0	<b>1</b>
	On Man (ST)	0	0	0	<b>0</b>
	On Manager/Executive (Other Than Public Servant)	0	0	0	<b>0</b>

Sl. No.	Heads of Crime	During the current year upto the end of month under review	During the corresponding month of previous year	During the previous month	During the current month
	On Member of Clergy (Christian, Budhist, Jain, Sikh)	0	0	0	0
	Member of Legislative Assembly / Council (MLA/MLC)	0	0	0	0
	On Member of Parliament (MP)	0	0	0	0
	On other Dignitaries /Public Figures	1	0	0	1
	On Press	1	0	0	1
	On Professional	0	0	0	0
	On Public Servant	0	1	0	0
	On Student	0	0	0	0
	On Teacher	0	0	0	0
	On Women (General)	0	1	1	0
	On Woman (SC)	0	0	0	0
	On Woman (ST)	0	0	0	0
	<b>Sub Total</b>	<b>6</b>	<b>2</b>	<b>2</b>	<b>6</b>
24	<b>COMMUNAL / RELIGION (Sec. 295 to 297 IPC)</b>				
	Attempt to Commit	0	0	1	0
	Caste Issue	2	1	0	2
	Communal Issue	17	1	6	17
	Linguistic Issue	0	0	0	0
	Political Issue	0	0	0	0
	Racial/Ethnic Issue	0	0	0	0
	Regional Issue	5	0	2	5
	Religious Issue	23	7	6	23
	Sectarian Issue	0	0	0	0
	Others	10	2	12	10
	<b>Sub Total</b>	<b>57</b>	<b>11</b>	<b>27</b>	<b>57</b>
25	<b>CRIMINAL CONSPIRACY (Sec. 120(B), 121(A) IPC)</b>				
	Conspiracy To Wage War	0	1	1	0
	Related to Substantive Offence	0	0	0	0
	Others	0	4	9	0
	<b>Sub Total</b>	<b>0</b>	<b>5</b>	<b>10</b>	<b>0</b>
26	<b>CRIMINAL INTIMIDATION (Sec. 504 to 508 IPC)</b>	204	164	252	204
27	<b>CRIMINAL MISAPPROPRIATION (Sec. 403, 404 IPC)</b>				
	Attempt to Commit	0	0	0	0
	Bank	0	0	0	0
	Business Establishment	0	0	0	0
	Charitable Organisation	0	0	0	0
	Chitfund Organisation	0	0	0	0
	Co-operative Organisation	0	0	0	0
	Commercial Establishment/Shop	0	0	0	0
	Customs Department	0	0	0	0
	Excise Department	0	0	0	0
	Financial Institution	0	0	0	0
	Income Tax Department	0	0	0	0
	Other Government Organisation	0	0	0	0
	Postal Department	0	0	0	0
	Public Sector Undertakings	0	0	0	0
	Railway Department	0	0	0	0
	Revenue Department	0	0	0	0
	Sales Tax Department	0	0	0	0
	Social Organisation (Aided) (N)	0	0	0	0
	Transport Authority	0	0	0	0
	Trust - Other than religious	0	0	0	0

Sl. No.	Heads of Crime	During the current year upto the end of month under review	During the corresponding month of previous year	During the previous month	During the current month
	Trust - Religious	0	0	0	0
	Others	1	0	0	1
	<b>Sub Total</b>	<b>1</b>	<b>0</b>	<b>0</b>	<b>1</b>
28	<b>CRIMINAL TRESPASS (Sec.447 to 452 IPC)</b>				
	Attempt to Commit	1	1	0	1
	Club	0	0	1	0
	Hostel	0	0	0	0
	Hotel	1	0	3	1
	House	56	42	68	56
	Land	133	91	141	133
	Office	3	4	6	3
	Prohibited Places	3	0	1	3
	Religious Place	2	3	2	2
	Restricted Area	2	0	1	2
	Others	25	23	27	25
	<b>Sub Total</b>	<b>226</b>	<b>164</b>	<b>250</b>	<b>226</b>
29	<b>CRUELTY BY HUSBAND (Sec. 498(A) IPC)</b>				
	Husband	84	72	82	84
	Husband And Relative(S) in Law	111	95	117	111
	Relative(S) in Law	1	1	4	1
	Dowry Harassment	41	26	48	41
	Prevention of Gaming	0	0	0	0
	<b>Sub Total</b>	<b>237</b>	<b>194</b>	<b>251</b>	<b>237</b>
30	<b>DOWRY DEATHS (Sec.304(B) IPC)</b>				
	By Husband	0	0	0	0
	By Husband And Relatives In Law	3	2	1	3
	By Relatives in Law	0	0	0	0
	By Burning	0	0	0	0
	By Hanging	3	4	5	3
	By Other Means	0	1	0	0
	<b>Sub Total</b>	<b>6</b>	<b>7</b>	<b>6</b>	<b>6</b>
31	<b>DEATHS DUE TO RASHNESS/NEGLIGENCE (Sec.304(A) IPC)</b>				
	Electrocution	3	1	0	3
	Adulterated Food/Drug	0	0	0	0
	Accident by Air	0	0	0	0
	Boad Accident	0	0	0	0
	Bridge/Dam Collapse	0	0	0	0
	Building Collapse	1	0	0	1
	Caused By Animal	0	1	0	0
	Death Due to Other Cause	10	2	12	10
	Electrocution Accident	3	5	3	3
	Explosion Accident	0	0	0	0
	Fire accident	1	0	1	1
	Gas Leakage Accident	0	0	0	0
	Improper Infrastrcture In Construction	7	11	9	7
	Improper Medical Treatment	1	1	0	1
	In Custody of Public Servant	0	0	0	0
	In Jail/Judicial Custody	0	0	0	0
	In Police Custody	0	0	0	0
	Industrial Accident (Factory)	0	0	0	0
	Inflammable Substance	0	0	0	0
	Mine Accident	0	0	1	0
	Poisonous Substance	0	0	0	0
	Quarry Accident	0	0	0	0
	Spurious Liquor (Hooch) Accident	0	0	0	0
	Railway Accident	0	0	0	0
	Others	6	8	6	6
	<b>Sub Total</b>	<b>32</b>	<b>29</b>	<b>32</b>	<b>32</b>
32	<b>MOTOR VEHICLE ACCIDENTS FATAL (Sec.304(A) IPC)</b>				
	National Highways	308	326	328	308
	State Highways	286	292	323	286
	Other Roads	390	362	377	390
	Other Places	20	14	22	20
	<b>Sub Total</b>	<b>1004</b>	<b>994</b>	<b>1050</b>	<b>1004</b>

Sl. No.	Heads of Crime	During the current year upto the end of month under review	During the corresponding month of previous year	During the previous month	During the current month
33	<b>MOTOR VEHICLE ACCIDENTS NON-FATAL (Sec.279, 337, 338 IPC)</b>				
	National Highways	839	883	932	<b>839</b>
	State Highways	646	642	655	<b>646</b>
	Other Roads	1253	1273	1316	<b>1253</b>
	Other Places	41	45	36	<b>41</b>
	<b>Sub Total</b>	<b>2779</b>	<b>2843</b>	<b>2939</b>	<b>2779</b>
34	<b>DEATHS-MISCARRIAGE (Sec.312, 313, 314 IPC)</b>				
	Child	3	0	1	<b>3</b>
	Woman	0	0	0	<b>0</b>
	Women and Child	0	0	0	<b>0</b>
	<b>Sub Total</b>	<b>3</b>	<b>0</b>	<b>1</b>	<b>3</b>
35	<b>DEFENCE FORCES OFFENCES RELATING (also relating to desertion) (Sec.131 to 140, except 136 IPC)</b>				
	Air Force	1	0	0	<b>1</b>
	Army	0	0	0	<b>0</b>
	Navy	0	0	0	<b>0</b>
	<b>Sub Total</b>	<b>1</b>	<b>0</b>	<b>0</b>	<b>1</b>
36	<b>ESCAPE FROM LAWFUL CUSTODY AND RESISTANCE (Sec.224, 225, 225(B) IPC)</b>				
	From Jail Custody	0	0	0	<b>0</b>
	From Police Custody	3	2	0	<b>3</b>
	Others	0	1	0	<b>0</b>
	<b>Sub Total</b>	<b>3</b>	<b>3</b>	<b>0</b>	<b>3</b>
37	<b>IMPERSONATION (Sec.170, 171 IPC)</b>				
	Attempt to Commit	0	2	0	<b>0</b>
	Non-Uniformed Authority	0	1	1	<b>0</b>
	Uniformed Authority	0	0	0	<b>0</b>
	<b>Sub Total</b>	<b>0</b>	<b>3</b>	<b>1</b>	<b>0</b>
38	<b>MISCHIEF (Sec.427 to 440 except 434, 435, 436, 438 IPC)</b>	46	42	29	<b>46</b>
39	<b>MOLESTATION (Sec.354 IPC)</b>				
	Attempt to Commit	7	8	5	<b>7</b>
	Private Place	104	71	94	<b>104</b>
	Public Conveyance	1	1	1	<b>1</b>
	Public Place	184	165	215	<b>184</b>
	Other Places	227	220	237	<b>227</b>
	<b>Sub Total</b>	<b>523</b>	<b>465</b>	<b>552</b>	<b>523</b>
40	<b>POISONING-PROFESSIONAL (Sec. 328 IPC)</b>				
	Attempt to Commit	0	1	1	<b>0</b>
	Fatal	0	0	0	<b>0</b>
	Non Fatal	1	0	1	<b>1</b>
	<b>Sub Total</b>	<b>1</b>	<b>1</b>	<b>2</b>	<b>1</b>
41	<b>PORNOGRAPHY (Sec.292 to 294 IPC)</b>				
	Advertisement	0	0	0	<b>0</b>
	Audio Tape	0	0	0	<b>0</b>
	Book	0	0	0	<b>0</b>
	Computer Software	0	0	0	<b>0</b>
	Figures	0	0	0	<b>0</b>
	Film (Blue)	0	0	0	<b>0</b>
	Painting	0	0	0	<b>0</b>
	Pamphlet	0	0	0	<b>0</b>
	Paper	0	0	0	<b>0</b>
	Photography	0	0	0	<b>0</b>
	Poster	0	0	0	<b>0</b>
	Video Film(Blue)	0	1	0	<b>0</b>
	Others	0	1	1	<b>0</b>
	<b>Sub Total</b>	<b>0</b>	<b>2</b>	<b>1</b>	<b>0</b>
42	<b>PUBLIC JUSTICE (Sec.213 to 215 IPC)</b>	1	0	0	<b>1</b>
43	<b>PUBLIC NUISANCE (Sec.291 and 510 IPC)</b>	10	7	8	<b>10</b>

Sl. No.	Heads of Crime	During the current year upto the end of month under review	During the corresponding month of previous year	During the previous month	During the current month
44	<b>PUBLIC SAFETY (Sec.269 to 271, 277, 283, 289 IPC)</b>	265	671	338	<b>265</b>
45	<b>OFFENCES AGAINST PUBLIC SERVANTS (Public servant is a victim) (Sec 182-188, 332, 333, 353 IPC)</b>				
	Attempt to Commit	2	0	4	<b>2</b>
	Defence Personnel	0	0	0	<b>0</b>
	Jail Personnel	1	3	0	<b>1</b>
	Judicial Official	2	0	1	<b>2</b>
	Minister	0	0	0	<b>0</b>
	MLA	0	0	0	<b>0</b>
	MP	0	0	0	<b>0</b>
	Nationalised Bank Personnel	0	0	1	<b>0</b>
	Other Elected Member	0	0	0	<b>0</b>
	Other Enforcement Official	1	1	0	<b>1</b>
	Other Govt. Official	33	35	31	<b>33</b>
	Para Military Personnel	0	0	0	<b>0</b>
	Police Personnel	36	32	38	<b>36</b>
	Public Sector Undertaking Official	12	7	11	<b>12</b>
	<b>Sub Total</b>	<b>87</b>	<b>78</b>	<b>86</b>	<b>87</b>
46	<b>OFFENCES BY PUBLIC SERVANTS (EXCEPT CORRUPTION) (Public servant is accused) (Sec.128, 139, 167, 218, 221, 222 IPC)</b>				
	Defence Personnel	0	0	0	0
	Jail Personnel	0	0	0	0
	Judicial Official	0	0	0	0
	Minister	0	0	0	0
	MLA	0	0	0	0
	MP	0	0	0	0
	Nationalised Bank Personnel	0	0	0	0
	Other Elected Member	0	0	0	0
	Other Enforcement Official	0	0	0	0
	Other Govt. Official	0	0	0	0
	Para Military Personnel	0	0	0	0
	Police Personnel	1	0	0	1
	Public Sector Undertaking Official	0	0	0	0
	Others	0	0	0	0
	<b>Sub Total</b>	<b>1</b>	<b>0</b>	<b>0</b>	<b>1</b>
47	<b>NEGLIGENT ACT (Sec.280 to 289, 336 to 338 except 283 IPC)</b>				
	Death Caused By Electric Shock	3	3	8	<b>3</b>
	Animal -Related	11	3	9	<b>11</b>
	Boat/Vessel - Related	1	0	1	<b>1</b>
	Explosive/Explosive Substances - Related	6	1	2	<b>6</b>
	Inflammable Substance- Related	2	1	0	<b>2</b>
	Machinery - Related	5	11	11	<b>5</b>
	Poisonous Substance - Related	1	0	0	<b>1</b>
	Other - Related	80	52	91	<b>80</b>
	Human - Related	54	20	47	<b>54</b>
	<b>Sub Total</b>	<b>163</b>	<b>91</b>	<b>169</b>	<b>163</b>
48	<b>RECEIVING OF STOLEN PROPERTY (Sec.411 to 414 IPC)</b>	0	0	0	<b>0</b>
49	<b>SEDITION (Sec. 124A IPC)</b>				
	Attempt to Commit	0	0	0	<b>0</b>
	By Foreigner	0	0	0	<b>0</b>
	By National	0	0	0	<b>0</b>
	By National And Foreigner	0	0	0	<b>0</b>
	<b>Sub Total</b>	<b>0</b>	<b>0</b>	<b>0</b>	<b>0</b>

Sl. No.	Heads of Crime	During the current year upto the end of month under review	During the corresponding month of previous year	During the previous month	During the current month
50	<b>INSULTING MODESTY OF WOMEN (EVE TEASING) (Sec.509 IPC)</b>				
	Attempt to Commit	0	0	0	0
	Office	0	1	0	0
	Public Conveyance	0	0	2	0
	Public Place	0	1	3	0
	Other Places	6	5	7	6
	<b>Sub Total</b>	<b>6</b>	<b>7</b>	<b>12</b>	<b>6</b>
51	<b>SUICIDE (Sec.305, 306, 309 IPC)</b>				
	Dowry	1	1	0	1
	Abetment of Suicide	21	21	27	21
	Other Reasons	22	31	20	22
	Attempt to Commit suicide	10	15	13	10
	<b>Sub Total</b>	<b>54</b>	<b>68</b>	<b>60</b>	<b>54</b>
52	<b>UNNATURAL SEX (Sec.377 IPC)</b>				
	Abetment	0	0	0	0
	Animal	0	2	0	0
	Attempt	0	0	0	0
	Major - Man	0	0	0	0
	Major - Woman	0	0	0	0
	Minor - Boy	0	0	0	0
	Minor - Girl	0	0	0	0
	<b>Sub Total</b>	<b>0</b>	<b>2</b>	<b>0</b>	<b>0</b>
53	<b>WRONGFUL RESTRAINT/CONFINEMENT (Sec.341 to 348 IPC)</b>				
	Attempt to Commit	1	2	2	1
	To Extort Confession	1	0	1	1
	To Extort Property	1	2	2	1
	To settle Dispute	0	1	2	0
	Others	22	35	37	22
	<b>Sub Total</b>	<b>25</b>	<b>40</b>	<b>44</b>	<b>25</b>
54	<b>INFANTICIDE (Sec.315, 316 IPC)</b>				
	Male	0	0	0	0
	Female	0	0	1	0
	<b>Sub Total</b>	<b>0</b>	<b>0</b>	<b>1</b>	<b>0</b>
55	<b>OFFENCES RELATED TO MARRIAGE (Sec.493 to 498 IPC)</b>	4	6	5	4
56	<b>BUYING &amp; SELLING MINOR FOR PROSTITUTION (Sec.372, 373 IPC)</b>	0	0	0	0
57	<b>DOCUMENTS &amp; PROPERTY MARKS (Sec.483 to 489 IPC)</b>				
	Documents	0	0	0	0
	Property	0	0	0	0
	<b>Sub Total</b>	<b>0</b>	<b>0</b>	<b>0</b>	<b>0</b>
58	<b>DEFAMATION (Sec.500 to 502 IPC)</b>				
	Persons	2	1	1	2
	Printed Matter	2	0	0	2
	Others	0	0	1	0
	<b>Sub Total</b>	<b>4</b>	<b>1</b>	<b>2</b>	<b>4</b>
59	<b>ELECTION(Sec.171(E) to 171(1) IPC)</b>				
	Assembly	0	0	0	0
	Parliament	0	0	0	0
	Other Elected Bodies	0	0	0	0
	<b>Sub Total</b>	<b>0</b>	<b>0</b>	<b>0</b>	<b>0</b>
60	<b>SLAVERY (Sec.370, 371, 374 IPC)</b>				
	Man	0	0	0	0
	Woman	0	0	0	0
	Boy	0	0	0	0
	Girl	0	0	0	0
	<b>Sub Total</b>	<b>0</b>	<b>0</b>	<b>0</b>	<b>0</b>

Sl. No.	Heads of Crime	During the current year upto the end of month under review	During the corresponding month of previous year	During the previous month	During the current month
61	Attempting to commit offences (Sec.511 IPC)				
	Attempting to commit offences	20	12	24	20
	<b>Sub Total</b>	<b>20</b>	<b>12</b>	<b>24</b>	<b>20</b>
62	<b>ILLEGAL DETENTION (Sec.342 IPC)</b>	0	0	0	0
63	<b>FALSE EVIDENCE (Sec.191 to 205 IPC)</b>	0	3	0	0
64	<b>EXPOSURE AND ABANDONMENT OF CHILD (Sec.317 IPC)</b>				
	Boy	4	0	0	4
	Girl	1	8	2	1
	<b>Sub Total</b>	<b>5</b>	<b>8</b>	<b>2</b>	<b>5</b>
65	<b>OF ABETMENT (Sec.107 to 120 IPC)</b>	0	1	0	0
66	<b>FAILURE TO APPEAR TO COURT (Sec.174, 229A IPC)</b>				
	174 A	9	7	10	9
	229 A	30	29	32	30
	<b>Sub Total</b>	<b>39</b>	<b>36</b>	<b>42</b>	<b>39</b>
67	<b>Concealment of birth by secret disposal of Child</b>				
	Girl	0	4	6	0
	Boy	3	5	6	3
	<b>Sub Total</b>	<b>3</b>	<b>9</b>	<b>12</b>	<b>3</b>
68	<b>ASSAULT OR USE OF CRIMINAL FORCE TO DISROBE WOMEN</b>	2	3	1	2
69	<b>Disobedience to Order Promulgated by Public/Servant</b>				
	By Others	0	3	3	0
	By Private Institution	0	1	2	0
	By Govt. Institution	0	0	0	0
	<b>Sub Total</b>	<b>0</b>	<b>4</b>	<b>5</b>	<b>0</b>
70	<b>Human Trafficking</b>				
	Eunuch	1	3	1	1
	Men	0	0	0	0
	Boy	0	0	0	0
	Women	0	0	0	0
	Girl	1	0	1	1
	<b>Sub Total</b>	<b>2</b>	<b>3</b>	<b>2</b>	<b>2</b>
71	<b>Aadhaar Act</b>				
	Impersonation	0	0	0	0
	Offence by Company	0	0	0	0
	Offence by individual	0	0	0	0
	<b>Sub Total</b>	<b>0</b>	<b>0</b>	<b>0</b>	<b>0</b>
72	<b>Giving false information respecting an offence com</b>				
	Giving false information respecting an offence committed	0	1	0	0
	<b>Sub Total</b>	<b>0</b>	<b>1</b>	<b>0</b>	<b>0</b>
	<b>Total Cognizable Crime Under IPC</b>	<b>11721</b>	<b>11109</b>	<b>12466</b>	<b>11721</b>
	<b>B - SPECIAL &amp; LOCAL LAWS</b>				
1	<b>ANTIQUES (CULTURAL PROPERTY)</b>				
	Antiques & Art Treasures Act 1972	0	0	0	0
	Ancient Monument & Archaeological Sites And Remains Act 1958	0	1	1	0
	<b>Sub Total</b>	<b>0</b>	<b>1</b>	<b>1</b>	<b>0</b>
2	<b>ARMS ACT 1959</b>				
	Country Made - Non Prohibited Bore - In Disturbed Area	1	0	2	1
	Country Made - Non Prohibited Bore - In Other Area	7	7	4	7
	Country Made - Prohibited Bore - In Disturbed Area	0	1	1	0
	Country Made - Prohibited Bore - In Other Area	5	4	4	5
	Factory Made - Non Prohibited Bore - In Disturbed Area	0	0	1	0
	Factory Made - Non Prohibited Bore - In Other Area	7	3	2	7
	Factory Made - Prohibited Bore - In Disturbed Area	0	0	0	0
	Factory Made - Prohibited Bore - In Other Area	3	0	1	3
	<b>Sub Total</b>	<b>23</b>	<b>15</b>	<b>15</b>	<b>23</b>

Sl. No.	Heads of Crime	During the current year upto the end of month under review	During the corresponding month of previous year	During the previous month	During the current month
3	ANIMAL				
	The Karnataka Prevention of Slaughter and Preservation of Cattle Ordinance 2020	11	14	8	<b>11</b>
	Wild Life Preservation Act 1972	0	0	0	<b>0</b>
	Wild Life Protection Act 1972	1	1	0	<b>1</b>
	Prevention of Cruelty to Animals Act 1960	9	16	10	<b>9</b>
	Elephant (Preservation) Act 1879	0	0	0	<b>0</b>
	Cattle Trespass Act 1871	0	0	0	<b>0</b>
	<b>Sub Total</b>	<b>21</b>	<b>31</b>	<b>18</b>	<b>21</b>



Sl. No.	Heads of Crime	During the current year upto the end of month under review	During the corresponding month of previous year	During the previous month	During the current month
4	CINEMATOGRAPHY ACT 1952				
	Films	0	0	0	0
	Video	0	0	0	0
	<b>Sub Total</b>	<b>0</b>	<b>0</b>	<b>0</b>	<b>0</b>
5	CONSUMER				
	Liquified Petroleum Gas Supply & Control Order 2000	11	4	9	11
	Consumer (Protection) Act 1986	0	0	1	0
	Essential Commodities Act 1955	35	40	59	35
	Prevention of Food Adulteration Act 1954	0	0	1	0
	Packaged Commodities (Regulation) order 1975	0	0	0	0
	<b>Sub Total</b>	<b>46</b>	<b>44</b>	<b>70</b>	<b>46</b>
6	COPY RIGHT ACT 1957				
	By Company	13	11	13	13
	By Individual	12	10	5	12
	<b>Sub Total</b>	<b>25</b>	<b>21</b>	<b>18</b>	<b>25</b>
7	CIVIL RIGHTS				
	Protection of Civil Rights Act 1955	0	0	0	0
	<b>Sub Total</b>	<b>0</b>	<b>0</b>	<b>0</b>	<b>0</b>
8	SCHEDULED CASTE AND THE SCHEDULED TRIBES				
	Scheduled Caste	123	89	118	123
	Scheduled Tribes	25	24	24	25
	Scheduled Caste Women	45	40	39	45
	Scheduled Tribes Women	13	6	15	13
	<b>Sub Total</b>	<b>206</b>	<b>159</b>	<b>196</b>	<b>206</b>
9	CHILDREN ACT				
	Child Labour (Prohibition & Regulation) Act 1986	13	1	11	13
	Child Marriage (Restraint) Act - 1929	8	12	11	8
	Juvenile Justice Act 1986	9	1	8	9
	Probation of offenders Act 1958	0	1	0	0
	Protection of Children from Sexual Offences Act 2012 (POCSO)	0	0	0	0
	<b>Sub Total</b>	<b>30</b>	<b>15</b>	<b>30</b>	<b>30</b>
10	PREVENTION OF CORRUPTION ACT 1988				
	Public Servant - Elected	0	0	0	0
	Public Servant - Gazetted - Central	0	0	0	0
	Public Servant - Gazetted - Defence	0	0	0	0
	Public Servant - Gazetted - Public Sector Undertaking	0	0	0	0
	Public Servant - Gazetted - State	0	0	0	0
	Public Servant - Non-Gazetted - Central	0	0	0	0
	Public Servant - Non-Gazetted - Defence	0	0	0	0
	Public Servant - Non-Gazetted - State	0	0	0	0
	<b>Sub Total</b>	<b>0</b>	<b>0</b>	<b>0</b>	<b>0</b>
11	CUSTOMS				
	Customs Act 1962	0	0	0	0
	Import/Export (Control) Act 1947	0	0	0	0
	<b>Sub Total</b>	<b>0</b>	<b>0</b>	<b>0</b>	<b>0</b>
12	EXPLOSIVES				
	Explosives Substances Act 1908	2	2	1	2
	Explosives Act 1884	8	0	7	8
	Inflammable Substance Act 1952	0	0	0	0
	<b>Sub Total</b>	<b>10</b>	<b>2</b>	<b>8</b>	<b>10</b>
13	FOREIGN EXCHANGE				
	Smugglers and Foreign Exchange Manipulator Act 1976	0	0	0	0
	Foreign Exchange Regulation Act 1973	0	0	0	0
	Foreign Exchange Regulation Act 1952	0	0	0	0
	<b>Sub Total</b>	<b>0</b>	<b>0</b>	<b>0</b>	<b>0</b>
14	FOREIGNER				
	Foreigners Act 1946	0	2	3	0

Sl. No.	Heads of Crime	During the current year upto the end of month under review	During the corresponding month of previous year	During the previous month	During the current month
	Registration of Foreigners Act 1939	0	0	0	0
	<b>Sub Total</b>	<b>0</b>	<b>2</b>	<b>3</b>	<b>0</b>
15	FOREST				
	Indian Forest Act 1927	0	0	1	0
	Forest (Conservation) Act 1980	0	0	0	0
	<b>Sub Total</b>	<b>0</b>	<b>0</b>	<b>1</b>	<b>0</b>
16	HIJACKING				
	Foreign Aircraft - In India	0	0	0	0
	Foreign Aircraft - Outside India	0	0	0	0
	Indian Aircraft - In India	0	0	0	0
	Indian Aircraft - Outside India	0	0	0	0
	<b>Sub Total</b>	<b>0</b>	<b>0</b>	<b>0</b>	<b>0</b>
17	IMMORAL TRAFFIC				
	Organised	23	10	21	23
	Un-Organised	10	8	12	10
	<b>Sub Total</b>	<b>33</b>	<b>18</b>	<b>33</b>	<b>33</b>
18	BONDED LABOUR SYSTEM	0	26	1	0
19	INDIAN MOTOR VEHICLE	3	0	2	3
20	NARCOTIC DRUGS & PSYCHOTROPIC SUBSTANCES ACT				
	Cultivated/Processed	86	208	211	86
	Synthetic	195	155	301	195
	<b>Sub Total</b>	<b>281</b>	<b>363</b>	<b>512</b>	<b>281</b>
21	PASSPORT ACT				
	Foreigner	0	0	0	0
	Indian	0	1	0	0
	<b>Sub Total</b>	<b>0</b>	<b>1</b>	<b>0</b>	<b>0</b>
22	REPRESENTATIVE OF PEOPLE ACT 1951 & 1988				
	Assembly	0	0	1	0
	Parliament	0	0	0	0
	Other Elected Bodies	0	0	0	0
	<b>Sub Total</b>	<b>0</b>	<b>0</b>	<b>1</b>	<b>0</b>
23	KARNATAKA POLICE ACT 1963				
	Gambling - Matka (78 Class C)	465	421	538	465
	Street Gambling (87)	481	307	426	481
	House Gambling (79 & 80)	13	11	34	13
	Betting	12	32	7	12
	Others	55	38	66	55
	<b>Sub Total</b>	<b>1026</b>	<b>809</b>	<b>1071</b>	<b>1026</b>
24	PREVENTION OF DAMAGE TO PUBLIC PROPERTY ACT 1984	11	10	11	11
25	POST & TELEGRAPH, TELEGRAPH WIRES (UNLAWFUL POSSESSION) ACT 1980	0	0	0	0
26	OFFICIAL SECURITY RELATED ACTS				
	Official Secrets Act 1923	0	0	0	0
	Essential Services Maintenance Act 1981	0	0	0	0
	<b>Sub Total</b>	<b>0</b>	<b>0</b>	<b>0</b>	<b>0</b>
27	PREVENTION OF TERRORISM ACT (POTA)	0	0	0	0
28	RAILWAYS ACT				
	Indian Railways Act 1989	0	1	0	0
	Railway Property (Unlawful Possession) Act 1966	0	0	0	0
	<b>Sub Total</b>	<b>0</b>	<b>1</b>	<b>0</b>	<b>0</b>
29	UNLAWFUL ACTIVITIES (Prevention) Act 1967	0	0	0	0
30	CRIMES RELATED TO WOMEN				
	Dowry Prohibition	210	174	216	210
	Commission of SATI (Prevention) Act 1987	0	0	0	0
	Indecent Representation of Women (Prohibition) Act 1986	0	0	0	0
	<b>Sub Total</b>	<b>210</b>	<b>174</b>	<b>216</b>	<b>210</b>
31	INDIAN LUNACY ACT	0	0	0	0

Sl. No.	Heads of Crime	During the current year upto the end of month under review	During the corresponding month of previous year	During the previous month	During the current month
32	INDIAN ELECTRICITY ACT	0	5	3	0
33	COTPA, CIGARETTES AND OTHER TOBACCO PRODUCTS	43	40	125	43
34	KARNATAKA STATE LOCAL ACTS				
	Karnataka Prevention of Slaughter and Preservation of Cattle Act 2020	16	18	13	16
	Disaster Management Act 2005	0	0	0	0
	Banning of Unregulated Deposit Schemes Act	9	0	5	9
	Karnataka Epidemic Diseases Act 2020	0	1	0	0
	Motor Spirit and High Speed Diesel (Regulation of supply, Distribution and Prevention of Malpractice	0	0	0	0
	The Karnataka Prevention of Dangerous Activities of Bootleggers, Drug-offenders, Gamblers, Goonda Act	0	0	0	0
	Karnataka Cow Slaughters Act	16	36	12	16
	Karnataka Excise Act 1965	401	399	455	401
	Karnataka Forest Act 1963	12	6	5	12
	Karnataka Education Act 1983 As Amended Upto Date	2	1	0	2
	Karnataka Kerosene Restriction Unuse Act 1956	0	0	0	0
	Karnataka University Act	0	0	0	0
	Karnataka Corruption Act	0	0	0	0
	Karnataka Medical Registration Act 1965	0	0	0	0
	Karnataka Land & Revenue Act 1964 & 2007	3	1	11	3
	Karnataka Kerosene Dealers License Order 1969	0	0	0	0
	Karnataka Society Registration Act	0	0	0	0
	Karnataka Minor Mineral Consistent Rule 1994	6	4	7	6
	Bangalore Development Authority Act	0	0	0	0
	Karnataka Prohibition of Beggery Act 1975	0	0	2	0
	Karnataka Municipalities Act 1964	0	1	0	0
	Karnataka Irrigation Act 1963	0	0	0	0
	Karnataka Fire Force act 1964	0	0	0	0
	Karnataka Consumer Protection Act 1986	0	0	0	0
	Karnataka Lottery Act	7	1	5	7
	Karnataka Weight & Measurement Act	0	0	0	0
	Karnataka Agriculture Marketing Regulation Act	0	0	0	0
	Karnataka Revenue Act	0	0	0	0
	Karnataka Mining Act	0	4	0	0
	Karnataka Betting Tax Act	0	0	0	0
	Karnataka Panchayat Raj Act	0	0	0	0
	Karnataka Open Place Disfigurement Act 1951	7	0	8	7
	Karnataka Right To Information Act 2000 & 2008	0	0	0	0
	Karnataka Urban Development Act 1987	0	0	0	0
	Karnataka Town & City Planning Act 1961	0	0	0	0
	Karnataka Race Betting Act	0	0	0	0
	Karnataka Devadasi's (Prohibition Of Dedication) Act 1982	0	0	0	0
	Cooperative Society Act	0	0	0	0
	Karnataka Entertainment Tax Act 1958	0	0	0	0
	Karnataka Land Acquisition (Prohibition) Act 2007	0	0	0	0
	Karnataka Money Lender Act 1961	2	0	4	2
	Karnataka Stamp Act 1957	0	0	0	0
	Karnataka Prisoners Act 1963 & 1974	2	7	2	2
	Karnataka Private Medical Institution Act 2007	0	0	0	0
	MMRD (Mines & Minerals Regulation Development ) Act 1957	15	8	4	15
	Karnataka Treasure Trove Act 1962	0	1	0	0
	Karnataka Prohibition of Charging Exorbitant Interest Act 2004	0	0	2	0
	Karnataka Ayurvedic And Unani Pract. Regis. & Medical Prac. Misc. Prov. Act	0	0	0	0
	Other Local Acts	6	7	7	6
	Sub Total	504	495	542	504

Sl. No.	Heads of Crime	During the current year upto the end of month under review	During the corresponding month of previous year	During the previous month	During the current month
35	CYBER CRIME				
	Information Technology Act 2000, 2009	1903	1327	2034	1903
	Sub Total	1903	1327	2034	1903
36	NATIONAL SECURITY ACT	0	0	0	0
37	POCSO				
	Custodial Rape	0	0	0	0
	Gang Rape	1	1	0	1
	Rape with Murder	0	0	0	0
	Rape	224	182	307	224
	Others	70	75	93	70
	Sub Total	295	258	400	295
	<b>Total (Item 1 to 36)</b>	<b>4670</b>	<b>3817</b>	<b>5311</b>	<b>4670</b>
<b>C. CRIMES AGAINST WOMEN</b>					
1	Rape (Sec. 376 IPC)				
	1.1 Custodial Rape	1	0	0	1
	1.2 Gang Rape	2	0	0	2
	1.3 other Cases of Rape	47	29	57	47
	Sub Total	50	29	57	50
2	Outraging modesty (Molestation) (sec.354 IPC)	523	465	552	523
3	Kidnapping & Abduction of Women: (Sec.366 IPC)	10	7	7	10
4	Insulting modesty (Eve-Teasing) (Sec.294 & 509 IPC if victim is a woman)	6	7	12	6
5	Murder for Dowry - by burning (Sec.302 IPC)	0	0	0	0
6	Murder for Dowry - by other means (Sec.302 IPC)	1	0	3	1
7	Murder for other reasons	30	26	31	30
8	Attempt to Commit Murder for dowry by burning (Sec.307 IPC)	0	0	0	0
9	Attempt to Commit Murder for dowry by other means (Sec.307 IPC)	7	2	2	7
10	Attempt to Commit murder for other reasons	56	56	69	56
11	Dowry Death-by burning (Sec.304-B IPC)	0	0	0	0
12	Dowry Death-by other Means (Sec.304(B) IPC)	6	7	6	6
13	Cruelty by Husband or Relatives of Husband (Sec.498-A IPC)	237	194	251	237
14	Abetment of Suicide (Sec.306 IPC)	11	10	12	11
15	Immoral Traffic (prevention) Act.	33	18	33	33
16	Indecent Representation of Women(Prohibition) Act-1986	0	0	0	0
17	Pornography	0	0	0	0
18	Offences against Public Servants (Sec.182-188-333-353 IPC)	9	6	12	9
19	Offences related to Marriage	4	6	4	4
20	Cyber Crimes	613	441	670	613
	<b>Total (Item 1 to 20)</b>	<b>1596</b>	<b>1274</b>	<b>1721</b>	<b>1596</b>

Sl. No.	Heads of Crime	During the current year upto the end of month under review	During the corresponding month of previous year	During the previous month	During the current month
<b><u>D.CRIME AGAINST CHILDREN</u></b>					
1	Infanticide/ Foeticide (Sec. 315 & 316 IPC)	0	0	1	<b>0</b>
2	Rape on Minor	0	0	0	<b>0</b>
3	Exposure & abandonment (Sec. 317 IPC)	5	8	2	<b>5</b>
4	Kidnapping & Abduction of Children	374	240	282	<b>374</b>
4.1	For Ransom - of Children	0	1	3	<b>0</b>
4.2	of Children - for begging	0	0	0	<b>0</b>
4.3	of Girls - Immoral Purpose	0	0	0	<b>0</b>
4.4	With intent to Steal from Child	0	0	0	<b>0</b>
4.5	Lawful Guardianship	0	0	0	<b>0</b>
4.6	Procuration of Minor Girls - For Prostitution	0	0	0	<b>0</b>
4.7	Procuration of Minor Girls - Importing of Girl	0	0	0	<b>0</b>
4.8	Procuration of Minor Girls - For Other Purposes	1	1	0	<b>1</b>
	<b>Sub Total</b>	<b>375</b>	<b>242</b>	<b>285</b>	<b>375</b>
5	Selling of girls for Prostitution (Sec.372 IPC)	0	0	0	<b>0</b>
6	The Prohibition of Child Marriage Act - 2006	8	12	11	<b>8</b>
7	POCSO Act	295	258	400	<b>295</b>
8	Death of Children due to miscarriage	3	0	1	<b>3</b>
9	Juvenile Justice Act	9	1	8	<b>9</b>
10	Child Labour (Pro.& Reg.) Act	13	1	11	<b>13</b>
11	Probation of Offenders Act	0	1	0	<b>0</b>
	<b>Total (Item 1 to 11)</b>	<b>708</b>	<b>523</b>	<b>719</b>	<b>708</b>

Sl. No.	Heads of Crime	During the current year upto the end of month under review	During the corresponding month of previous year	During the previous month	During the current month
<b><u>E. CRIME AGAINST SCHEDULED CASTES / TRIBES BY NON SCs/STs</u></b>					
1	Murder	8	4	5	8
2	Rape	19	17	23	19
3	Kidnapping	7	8	1	7
4	Offences under the Protection of Civil Rights Act.	0	0	0	0
5	Offences under the SC & ST (prevention of Atrocities) Act 1989 (if the victim is SC)	172	130	167	172
	<b>Total (Item 1 to 5)</b>	<b>206</b>	<b>159</b>	<b>196</b>	<b>206</b>

### **G. MOTOR VEHICLE ACCIDENTS (DURING JANUARY 2024)**

Sl.No.	Location of Accidents	No. of Cases			No. of Persons		
		Fatal	Non-Fatal	Total	Killed	Injured	Total
1	National Highways	308	839	1147	335	1541	1876
2	State Highways	286	646	932	315	1154	1469
3	Other Roads	410	1294	1704	419	1920	2339
	<b>TOTAL</b>	<b>1004</b>	<b>2779</b>	<b>3783</b>	<b>1069</b>	<b>4615</b>	<b>5684</b>

1. 1004 Fatal cases have been reported in January 2024, on an average 32 fatal cases reported per day.
2. 2779 Non Fatal cases have been reported in January 2024, on an average 90 non fatal cases reported per day
3. Out of 1004 fatal cases reported 308 of the cases are on National Highways.
4. Out of 2779 non fatal cases reported 839 of the cases are on National Highways.
5. Out of 1069 persons killed in road accidents 335 persons killed in National highways, i.e., 31% persons killed in National highways
6. Out of 4615 persons injured in road accidents 1541 persons injured in National highways, i.e., 33% Persons injured in National highways

**CASES REPORTED UNDER IPC AND SLL DURING THE MONTH  
UNDER REVIEW AND THE CURRENT YEAR**

Sl.No.	DISTRICTS/UNITS	IPC CRIMES		SLL CRIMES	
		During the month under review (Jan -2024)	During the current Year Upto the month under review	During the month under review (Jan-2024)	During the current Year Upto the month under review
	<b>Commissionerates</b>				
1	Bengaluru City	3003	3003	1862	1862
2	Mysuru City	214	214	73	73
3	Hubballi Dharwad City	141	141	60	60
4	Mangaluru City	168	168	150	150
5	Belagavi City	156	156	31	31
6	Kalaburagi City	125	125	49	49
	<b>Central Range</b>				
1	Bengaluru Dist	646	646	148	148
2	Ramanagara	289	289	68	68
3	Tumakuru	606	606	127	127
4	Kolar	189	189	40	40
5	Chickballapura	200	200	102	102
6	K.G.F	68	68	24	24
	<b>Eastern Range</b>				
1	Chitradurga	368	368	100	100
2	Davanagere	265	265	86	86
3	Shivamogga	395	395	123	123
4	Haveri	245	245	69	69
	<b>Western Range</b>				
1	Dakshina Kannada	190	190	28	28
2	Udupi	265	265	53	53
3	Chikkamagaluru	247	247	77	77
4	Uttara Kannada	235	235	67	67
	<b>Northern Range</b>				
1	Belagavi Dist	369	369	109	109
2	Bagalkot	174	174	84	84
3	Vijayapur	230	230	89	89
4	Dharwad	101	101	48	48
5	Gadag	92	92	44	44
	<b>North Eastern Range</b>				
1	Kalaburagi	223	223	83	83
2	Bidar	272	272	73	73
3	Yadgir	113	113	39	39
	<b>Southern Range</b>				
1	Mysuru Dist	410	410	79	79
2	Mandya	339	339	96	96
3	Chamarajanagar	173	173	40	40
4	Hassan	425	425	86	86
5	Kodagu	114	114	47	47
	<b>Ballari Range</b>				
1	Ballari	172	172	113	113
2	Koppal	135	135	70	70
3	Raichur	176	176	145	145
4	Vijayanagara	115	115	72	72
	Karnataka Railways	73	73	5	5
	<b>STATE</b>	<b>11721</b>	<b>11721</b>	<b>4659</b>	<b>4659</b>



**MAJOR HEADS FOR THE MONTH OF JANUARY-2024**

Sl.NO	District Name	MURDER	ATTEMPT TO MURDER	RAPE	DACOITY	ROBBERY	BURGLARY DAY	BURGLARY NIGHT	THEFT	RIOTS	CASES OF HURT	CRUELTY BY HUSBAND	DOWRY DEATHS	FATAL	NON-FATAL	MOLES-TATION	SC/ST	GAMBLING	DP ACT	CYBER CRIME	POCSO	POCSO RAPE
	<b>Commissionerates</b>																					
1	Bengaluru City	12	47	12	9	93	14	65	862	13	289	57	2	90	342	87	20	30	97	1509	37	27
2	Mysuru City	1	1	2	0	4	0	11	23	2	27	1	1	16	88	6	2	2	19	30	6	4
3	Hubballi Dharwad City	1	3	0	0	1	2	7	22	5	16	5	0	9	44	3	5	30		22	1	1
4	Mangaluru City	2	4	1	0	2	1	1	16	1	12	0	0	12	68	8	2	15	6	12	4	3
5	Belagavi City	1	4	1	0	2	4	16	18	2	18	4	0	17	36	4	1	11		11	2	1
6	Kalaburagi City	0	3	1	0	3	2	5	19	4	13	2	0	14	24	3	5	48	5	6	1	0
	<b>Central Range</b>																					
7	Bengaluru Dist	3	13	1	2	10	13	24	130	10	52	9	0	60	156	19	12	6	7	93	10	6
8	Ramanagara	7	4	0	2	3	3	8	39	5	43	6	1	27	98	13	6	13	4	9	14	14
9	Tumakuru	4	18	2	3	10	8	27	77	3	63	5	0	63	157	36	6	29	8	20	19	17
10	Kolar	0	5	0	0	6	4	9	18	12	26	1	1	24	47	5	6	9		5	8	6
11	Chickballapura	1	2	2	0	4	2	9	21	3	34	3	1	30	44	8	6	27		22	18	16
12	K.G.F	1	6	2	0	0	1	7	7	0	10	0	0	3	17	3	0	16	2	12	3	2
	<b>Eastern Range</b>																					
13	Chitradurga	5	11	0	0	0	0	17	33	14	60	10	0	39	108	34	5	38	3	9	11	8
14	Davanagere	3	8	0	1	7	2	11	28	20	22	3	0	24	73	17	4	5	7	11	10	8
15	Shivamogga	2	13	2	2	2	4	13	29	14	62	9	0	39	94	32	10	28	8	9	18	17
16	Haveri	2	4	2	0	1	1	9	41	32	30	4	0	25	51	14	5	13	2	8	10	9
	<b>Western Range</b>																					
17	Dakshina Kannada	0	2	0	0	2	0	4	18	3	22	5	0	8	79	4	4	3	1	3	8	2
18	Udupi	0	3	2	1	1	5	8	32	3	19	9	0	21	105	4	3	10	1	21	3	1
19	Chikkamagaluru	5	2	0	0	2	3	4	31	6	42	5	0	25	68	15	8	13	1	6	7	6
20	Uttara Kannada	1	5	0	2	0	0	5	20	8	36	4	0	27	64	19	5	23		11	8	7
	<b>Northern Range</b>																					
21	Belagavi Dist	4	5	0	0	1	2	10	23	17	50	9	0	63	115	17	7	57		9	8	5
22	Bagalkot	2	9	0	1	1	2	4	23	7	7	3	0	28	41	18	7	37	1	5	6	5
23	Vijayapur	2	6	5	1	1	2	11	33	9	26	10	0	27	49	6	3	55		2	4	3
24	Dharwad	0	2	0	0	3	1	4	11	4	9	2	0	22	29	2	5	41		2	6	3
25	Gadag	0	2	0	0	0	1	6	22	0	4	0	0	21	13	4	5	19	1	7	0	0
	<b>North Eastern Range</b>																					
26	Kalaburagi	3	4	1	0	1	2	7	35	19	32	5	0	27	50	8	4	2	3	1	4	2
27	Bidar	1	2	1	0	2	0	13	28	7	49	11	0	28	82	5	4	48	4	1	0	0
28	Yadgir	0	1	3	0	0	5	2	13	11	11	4	0	11	21	15	2	26		0	3	3
	<b>Southern Range</b>																					
29	Mysuru Dist	7	6	1	0	4	2	21	27	20	63	10	0	31	122	34	4	20	1	2	15	13
30	Mandya	4	3	0	1	1	3	16	30	4	48	4	0	35	128	17	7	25	10	7	11	9
31	Chamarajanagar	0	3	1	1	3	1	12	9	3	34	2	0	19	46	16	2	5	2	2	8	7
32	Hassan	4	10	2	2	1	7	13	34	11	67	3	0	33	169	13	14	19	10	10	11	9
33	Kodagu	0	2	1	0	1	2	4	13	1	22	1	0	6	32	3	6	4	1	9	5	1
	<b>Ballari Range</b>																					
34	Ballari	1	3	0	0	1	1	8	30	3	19	14	0	20	34	6	5	50		11	6	4
35	Koppal	0	1	0	1	0	4	8	23	2	14	4	0	16	26	5	3	47		2	5	3
36	Raichur	1	5	2	1	0	0	6	24	14	12	10	0	26	30	13	10	78	5	3	4	2
37	Vijayanagara	0	3	3	0	0	1	3	18	7	3	3	0	20	27	5	3	49	2	0	1	1
	Karnataka Railways	1	0	0	0	2	1	0	63	0	1	0	0	0	0	2	0	20		0	1	0
	<b>Total</b>	<b>81</b>	<b>225</b>	<b>50</b>	<b>30</b>	<b>175</b>	<b>106</b>	<b>408</b>	<b>1943</b>	<b>299</b>	<b>1367</b>	<b>237</b>	<b>6</b>	<b>1006</b>	<b>2777</b>	<b>523</b>	<b>206</b>	<b>971</b>	<b>211</b>	<b>1902</b>	<b>296</b>	<b>225</b>

**MAJOR HEADS FOR THE YEAR-2024**

Sl.NO	District Name	MURDER	ATTEMPT TO MURDER	RAPE	DACOITY	ROBBERY	BURGLARY DAY	BURGLARY NIGHT	THEFT	RIOTS	CASES OF HURT	CRUELTY BY HUSBAND	DOWRY DEATHS	FATAL	NON-FATAL	MOLES-TATION	SC/ST	GAMBLING	DP ACT	CYBER CRIME	POCSO	POCSO RAPE
	<b>Commissionerates</b>																					
1	Bengaluru City	12	47	12	9	93	14	65	862	13	289	57	2	90	342	87	20	30	97	1509	37	27
2	Mysuru City	1	1	2	0	4	0	11	23	2	27	1	1	16	88	6	2	2	19	30	6	4
3	Hubballi Dharwad City	1	3	0	0	1	2	7	22	5	16	5	0	9	44	3	5	30		22	1	1
4	Mangaluru City	2	4	1	0	2	1	1	16	1	12	0	0	12	68	8	2	15	6	12	4	3
5	Belagavi City	1	4	1	0	2	4	16	18	2	18	4	0	17	36	4	1	11		11	2	1
6	Kalaburagi City	0	3	1	0	3	2	5	19	4	13	2	0	14	24	3	5	48	5	6	1	0
	<b>Central Range</b>																					
7	Bengaluru Dist	3	13	1	2	10	13	24	130	10	52	9	0	60	156	19	12	6	7	93	10	6
8	Ramanagara	7	4	0	2	3	3	8	39	5	43	6	1	27	98	13	6	13	4	9	14	14
9	Tumakuru	4	18	2	3	10	8	27	77	3	63	5	0	63	157	36	6	29	8	20	19	17
10	Kolar	0	5	0	0	6	4	9	18	12	26	1	1	24	47	5	6	9		5	8	6
11	Chickballapura	1	2	2	0	4	2	9	21	3	34	3	1	30	44	8	6	27		22	18	16
12	K.G.F	1	6	2	0	0	1	7	7	0	10	0	0	3	17	3	0	16	2	12	3	2
	<b>Eastern Range</b>																					
13	Chitradurga	5	11	0	0	0	0	17	33	14	60	10	0	39	108	34	5	38	3	9	11	8
14	Davanagere	3	8	0	1	7	2	11	28	20	22	3	0	24	73	17	4	5	7	11	10	8
15	Shivamogga	2	13	2	2	2	4	13	29	14	62	9	0	39	94	32	10	28	8	9	18	17
16	Haveri	2	4	2	0	1	1	9	41	32	30	4	0	25	51	14	5	13	2	8	10	9
	<b>Western Range</b>																					
17	Dakshina Kannada	0	2	0	0	2	0	4	18	3	22	5	0	8	79	4	4	3	1	3	8	2
18	Udupi	0	3	2	1	1	5	8	32	3	19	9	0	21	105	4	3	10	1	21	3	1
19	Chikkamagaluru	5	2	0	0	2	3	4	31	6	42	5	0	25	68	15	8	13	1	6	7	6
20	Uttara Kannada	1	5	0	2	0	0	5	20	8	36	4	0	27	64	19	5	23		11	8	7
	<b>Northern Range</b>																					
21	Belagavi Dist	4	5	0	0	1	2	10	23	17	50	9	0	63	115	17	7	57		9	8	5
22	Bagalkot	2	9	0	1	1	2	4	23	7	7	3	0	28	41	18	7	37	1	5	6	5
23	Vijayapur	2	6	5	1	1	2	11	33	9	26	10	0	27	49	6	3	55		2	4	3
24	Dharwad	0	2	0	0	3	1	4	11	4	9	2	0	22	29	2	5	41		2	6	3
25	Gadag	0	2	0	0	0	1	6	22	0	4	0	0	21	13	4	5	19	1	7	0	0
	<b>North Eastern Range</b>																					
26	Kalaburagi	3	4	1	0	1	2	7	35	19	32	5	0	27	50	8	4	2	3	1	4	2
27	Bidar	1	2	1	0	2	0	13	28	7	49	11	0	28	82	5	4	48	4	1	0	0
28	Yadgir	0	1	3	0	0	5	2	13	11	11	4	0	11	21	15	2	26		0	3	3
	<b>Southern Range</b>																					
29	Mysuru Dist	7	6	1	0	4	2	21	27	20	63	10	0	31	122	34	4	20	1	2	15	13
30	Mandya	4	3	0	1	1	3	16	30	4	48	4	0	35	128	17	7	25	10	7	11	9
31	Chamarajanagar	0	3	1	1	3	1	12	9	3	34	2	0	19	46	16	2	5	2	2	8	7
32	Hassan	4	10	2	2	1	7	13	34	11	67	3	0	33	169	13	14	19	10	10	11	9
33	Kodagu	0	2	1	0	1	2	4	13	1	22	1	0	6	32	3	6	4	1	9	5	1
	<b>Ballari Range</b>																					
34	Ballari	1	3	0	0	1	1	8	30	3	19	14	0	20	34	6	5	50		11	6	4
35	Koppal	0	1	0	1	0	4	8	23	2	14	4	0	16	26	5	3	47		2	5	3
36	Raichur	1	5	2	1	0	0	6	24	14	12	10	0	26	30	13	10	78	5	3	4	2
37	Vijayanagara	0	3	3	0	0	1	3	18	7	3	3	0	20	27	5	3	49	2	0	1	1
	Karnataka Railways	1	0	0	0	2	1	0	63	0	1	0	0	0	0	2	0	20		0	1	0
	<b>Total</b>	<b>81</b>	<b>225</b>	<b>50</b>	<b>30</b>	<b>175</b>	<b>106</b>	<b>408</b>	<b>1943</b>	<b>299</b>	<b>1367</b>	<b>237</b>	<b>6</b>	<b>1006</b>	<b>2777</b>	<b>523</b>	<b>206</b>	<b>971</b>	<b>211</b>	<b>1902</b>	<b>296</b>	<b>225</b>

**KARNATAKA SAKALA SERVICES ACT, 2011 AND (AMENDMENT) ACT, 2014****Unitwise - Month wise Report on Receipts & Disposals - January - 2024**

**Police Department has implemented 24 SAKALA Services through PoliceIT Application. The district wise details of received, disposed and overdue status of services for January 2024 as on 31.01.2024 are as under.**

<b>SI No</b>	<b>District</b>	<b>No. of SAKALA Receipts during the Month</b>	<b>No. of SAKALA Disposals during the Month</b>	<b>No. of Pendency After due date as on 31.01.2024</b>
1	Bengaluru City	36292	34795	46
2	Belagavi City	3204	4193	116
3	Hubli-Dharwad City	1639	1321	382
4	Mysore City	4714	4270	72
5	Mangalore City	3930	3523	92
6	Bagalkot	2079	1916	24
7	Ballari	1431	1441	19
8	Belagavi	1505	1436	8
9	Bengaluru Rural	3220	3029	456
10	Bidar	1379	1208	0
11	Chamarajanagar	1586	1449	5
12	Chikkaballapura	2000	1899	7
13	Chikkamagaluru	2354	2270	3
14	Chitradurga	1728	1455	3
15	Dakshina Kannada	962	967	
16	Davanagere	2004	2152	3
17	Dharwad	1310	1064	167
18	Gadag	712	696	6
19	Hassan	2827	2675	5
20	Haveri	1401	1459	12
21	Kalaburagi	1104	1146	9
22	Kodagu	1107	1091	25
23	Kolar	1142	1130	1
24	KGF	1104	1099	7
25	Koppal	1082	1051	2
26	Mandya	2975	2947	53
27	Mysuru	2283	2358	72
28	Raichur	1237	1039	27
29	Ramanagara	2563	2433	9
30	Shivamogga	2966	3093	111
31	Tumakuru	3946	3339	31
32	Udupi	2342	2334	0
33	Uttara Kannada	2999	2826	8
34	VijayaNagara	1102	1093	68
35	Vijayapura	2256	2171	5
36	Yadgir	600	596	1
	<b>Total</b>	<b>107085</b>	<b>102964</b>	<b>1855</b>

**KARNATAKA SAKALA SERVICES ACT, 2011 AND (AMENDMENT) ACT, 2014****Unitwise - Month wise Report on Receipts & Disposals - January - 2024**

**Police Department has implemented 24 SAKALA Services through PoliceIT Application. The Service wise details of received, disposed and overdue status of services for January 2024 as on 31.01.2024 are as under**

<b>Sl. No</b>	<b>Service Name</b>	<b>Stipulated Time</b>	<b>No. of Receipts During the Month</b>	<b>No. of Disposal During the Month as on 31.01.2024</b>
1	Arms License Issue and Renewal Verification	30	6	0
2	Certification of Finger Print	20	16	18
3	Disposal of Petitions	45	33123	31602
4	Issue of copy of FIR to the complainant	1	18420	18420
5	License for Amplified Sound System	3	1254	1012
6	License for Amusement	15	0	0
7	Missing Report of documents, Mobile phone etc	1	6203	6202
8	No objection to return to India permission in respect of Tibetans	20	0	0
9	No obligation to return to India (NORI) Certificate	20	0	0
10	NOC for Crackers License	7	0	0
11	NoC for Passport Verification	20	845	748
12	NOC for petrol pump,gas agency,hotel,bar etc.	7	0	0
13	NOC for Residencial Permit Extension	7	0	0
14	NOC required for setting up of Petroleum, Diesel and Naphtha, Sale, Transport	21	0	0
15	Permission for Peaceful Assembly and procession	15	0	0
16	Police Clearance Certificate for going abroad (Visa for studies)/ Police Clearance Certificate for Foreign Nationals	20	250	274
17	Police verification Certificate for Coolies/Loader/Class IV Security Staff/ Supervisor at Airport (Individual applicants only)	20	6741	6093
18	Police Verification Certificate for domestic servants/house keeping	20	14	11
19	Police Verification Certificate for Institutions/ Companies	20	97	70
20	Police verification Certificate for Marriage Alliances	20	36	37
21	Police verification Certificate for Training Apprenticeship at Public Undertakings /for trainees/ Workers working on daily wages at Govt. Institutions	20	3737	3267
22	PVC for Central /State Govt. employees if request is received directly by the employee	20	644	569
23	Service Verification	20	35699	34641
24	Temporary Licence for Sale of Crackers	7	0	0
	<b>Total</b>		<b>107085</b>	<b>102964</b>

**Comparative Crime Statement 17 for the Years 2022, 2023, and 2024**

KARNATAKA STATE	2022														2023														2024 As on 31/01/2024													
Head Name	Rep	Fal	Tr	Tru	NI	Con	Dis/ACQ	Com	PT	UI	Un	OD	AB	Rep	Fal	Tr	Tru	NI	Con	Dis/ACQ	Com	PT	UI	Un	OD	AB	Rep	Fal	Tr	Tru	NI	Con	Dis/ACQ	Com	PT	UI	Un	OD	AB			
<b>PART-I (IPC Cases)</b>																																										
Murder	1370	83	33	1254	0	5	48	0	1083	36	35	2	45	1297	30	29	1238	0	2	6	0	899	305	2	0	24	81	0	0	81	0	0	0	0	0	81	0	0	0			
Attempt to murder	2830	168	7	2655	0	9	114	12	2352	120	20	17	11	2846	100	13	2733	0	1	14	2	1484	1214	5	6	7	223	0	0	223	0	0	0	0	0	223	0	0	0			
C.H.Not Amounting to murder	95	11	2	82	0	1	3	0	66	8	1	1	2	73	5	1	67	0	0	1	0	36	29	0	0	1	10	0	0	10	0	0	0	0	0	10	0	0	0			
Dacoity	217	19	4	194	0	0	4	0	162	14	14	0	0	181	6	3	172	0	0	0	0	83	88	0	1	0	18	0	1	17	0	0	0	0	0	17	0	0	0			
Preparation And Assembly For Dacoity	294	0	0	294	0	0	5	0	288	1	0	0	0	135	0	0	135	0	0	0	0	108	27	0	0	0	11	0	0	11	0	0	0	0	0	11	0	0	0			
Robbery	1069	51	11	1007	0	2	25	6	764	37	168	5	0	1252	29	20	1203	0	0	1	0	559	602	41	0	0	126	1	1	124	0	0	0	0	1	123	0	0	0			
Chain Snatching	669	3	8	658	0	1	8	1	447	28	172	1	0	637	5	4	628	0	1	1	0	230	358	38	0	0	50	0	0	50	0	0	0	0	0	50	0	0	0			
H.B.T by day	990	33	0	957	0	7	6	0	435	32	475	2	0	1172	21	0	1151	0	1	2	0	295	620	233	0	0	106	0	0	106	0	0	0	0	0	106	0	0	0			
H.B.T by night	4436	46	3	4387	0	32	27	2	1619	144	2558	2	3	4864	21	2	4841	0	4	4	1	928	2605	1296	3	0	408	0	0	408	0	0	0	0	1	407	0	0	0			
House theft	1298	68	1	1229	0	7	13	5	416	18	769	1	0	2154	88	1	2065	0	1	2	1	397	803	858	3	0	163	0	0	163	0	0	0	0	2	161	0	0	0			
Ordinary Theft	19449	545	303	18601	0	406	192	1859	4987	246	10747	148	16	22614	660	266	21688	2	235	40	635	4047	8268	8420	37	6	1745	15	20	1710	0	1	0	0	13	1694	1	1	0			
Cattle thefts	478	8	1	469	0	4	10	26	186	12	225	3	3	424	9	2	413	0	2	2	10	98	172	129	0	0	35	0	0	35	0	0	0	0	0	35	0	0	0			
Receiving stolen Property	2	0	0	2	0	1	0	0	0	0	0	1	0	2	0	0	2	0	0	0	0	0	1	1	0	0	0	0	0	0	0	0	0	0	0	0	0	0	0			
Cheating	6408	1915	147	4346	1	9	25	65	2009	1551	613	58	16	6921	986	109	5826	0	4	3	15	810	4724	230	38	2	630	1	1	628	0	0	0	0	0	628	0	0	0			
Cr.Br.Trust	461	119	8	334	0	0	1	3	152	155	14	8	1	508	57	6	445	0	0	0	0	44	392	8	1	0	46	0	1	45	0	0	0	0	0	45	0	0	0			
C.C.Notes	29	0	0	29	0	0	0	0	13	2	14	0	0	27	0	0	27	0	0	0	0	5	10	12	0	0	2	0	0	2	0	0	0	0	0	2	0	0	0			
Sub Total - PART-I	40095	3069	528	36498	1	484	481	1979	14979	2404	15825	249	97	45107	2017	456	42634	2	251	76	664	10023	20218	11273	89	40	3654	17	24	3613	0	1	0	0	17	3593	1	1	0			
<b>PART-II (IPC Cases)</b>																																										
304(A),IPC	11321	87	19	11215	0	367	394	16	8173	66	1015	11	1173	11982	58	30	11894	0	125	37	0	7079	3358	532	8	755	1035	0	1	1034	0	0	0	0	6	1027	0	0	1			
279,337,338 IPC	28900	229	20	28651	0	16018	267	311	10699	118	1066	97	75	31828	142	13	31673	0	9199	56	110	15468	5955	802	57	26	2779	0	0	2779	0	8	0	0	93	2678	0	0	0			
Rioting	3926	399	9	3518	0	16	265	58	2973	157	41	6	2	3910	218	7	3685	0	1	29	7	2179	1452	17	0	0	300	0	0	300	0	0	0	0	1	299	0	0	0			
Hurts	15370	857	21	14492	0	79	1429	425	12094	176	211	42	36	17395	746	29	16620	0	37	225	158	11559	4460	158	14	9	1368	7	0	1361	0	0	0	0	42	1319	0	0	0			
Acid Attack (326(a))	7	1	0	6	0	0	1	0	5	0	0	0	0	2	0	0	2	0	0	0	0	2	0	0	0	0	1	0	0	1	0	0	0	0	0	1	0	0	0			
Kidnapping	3247	2825	42	380	0	0	29	1	208	109	25	4	2	3733	2747	25	961	0	0	2	1	134	811	9	4	0	405	46	1	358	0	0	0	0	0	358	0	0	0			
304(B) IPC	162	15	1	146	0	0	6	0	134	6	0	0	0	158	4	1	153	0	0	0	0	115	38	0	0	0	6	0	0	6	0	0	0	0	0	6	0	0	0			
498 (A) IPC	2783	246	58	2479	0	6	235	14	2120	77	0	21	6	2977	190	52	2735	0	2	33	0	1610	1079	0	8	3	237	0	0	237	0	0	0	0	3	234	0	0	0			
354 IPC Molestation	5869	543	24	5302	1	11	376	29	4682	144	38	11	11	6483	382	31	6070	0	3	42	13	3777	2196	27	10	2	523	3	2	518	0	0	0	0	2	516	0	0	0			
Rape	538	46	30	462	0	0	33	1	400	21	1	6	0	608	27	37	544	0	0	2	0	377	159	0	5	1	50	0	0	50	0	0	0	0	0	50	0	0	0			
353 IPC	993	49	0	944	0	17	15	1	845	51	9	3	3	1007	22	4	981	0	9	0	0	589	372	6	4	1	87	0	0	87	0	0	0	0	4	83	0	0	0			
Other IPC	14136	1435	79	12623	0	4592	237	358	5945	741	637	73	40	21492	1096	72	20324	0	8194	42	176	6966	4501	405	33	7	1279	0	5	1274	0	24	0	0	201	1049	0	0	0			
Sub Total - PART-II	87252	6732	303	80218	1	21106	3287	1214	48278	1666	3043	274	1348	101575	5632	301	95642	0	17570	468	465	49855	24381	1956	143	804	8070	56	9	8005	0	32	0	0	352	7620	0	0	1			

**Comparitive Crime Statement 17 for the Years 2022, 2023, and 2024**

KARNATAKA STATE	2022														2023														2024 As on 31/01/2024													
	Rep	Fal	Tr	Tru	NI	Con	Dis/ACQ	Com	PT	UI	Un	OD	AB	Rep	Fal	Tr	Tru	NI	Con	Dis/ACQ	Com	PT	UI	Un	OD	AB	Rep	Fal	Tr	Tru	NI	Con	Dis/ACQ	Com	PT	UI	Un	OD	AB			
<b>PART-III (SLL Cases)</b>																																										
Arms Act	272	10	1	261	0	5	2	1	229	18	5	1	0	296	5	3	288	0	1	0	0	155	129	3	0	0	23	0	0	23	0	0	0	0	2	21	0	0	0			
Cow Slaughter	406	3	2	401	0	8	1	1	357	18	14	2	0	260	3	3	254	0	1	0	0	183	67	2	1	0	16	0	0	16	0	0	0	0	0	16	0	0	0			
Animal Sacrifice Act	462	20	2	440	0	20	2	1	369	18	29	1	0	344	12	1	331	0	18	0	0	203	95	14	1	0	21	0	1	20	0	0	0	0	0	20	0	0	0			
P.I.T Act	240	3	0	237	0	4	0	0	228	4	1	0	0	314	2	2	310	0	0	0	0	164	145	0	1	0	33	0	0	33	0	0	0	0	0	33	0	0	0			
POCSO	3190	55	96	3039	0	77	812	5	2093	7	10	19	16	3812	37	162	3613	0	6	217	0	2860	505	7	12	6	295	0	5	290	0	0	0	0	1	289	0	0	0			
K.P Act	460	6	1	453	0	163	6	2	263	1	4	11	3	1313	196	1	1116	0	214	3	2	744	141	2	9	1	55	0	0	55	0	1	0	0	24	30	0	0	0			
E.C Act	815	20	2	793	0	5	3	0	670	79	9	26	1	488	7	1	480	0	2	0	0	195	273	1	9	0	35	0	0	35	0	0	0	0	0	35	0	0	0			
SC/ST/Act	2137	387	122	1628	1	6	154	2	1377	65	4	16	4	2143	316	41	1786	0	0	9	0	1434	325	5	12	1	206	0	6	200	0	0	0	0	0	200	0	0	0			
Explosive Act	62	4	1	57	0	7	0	0	31	11	7	1	0	270	1	0	269	0	7	0	0	55	205	2	0	0	10	0	0	10	0	0	0	0	0	10	0	0	0			
N.D.P.S Act	6406	14	3	6389	0	2164	59	11	4089	35	13	13	5	6764	8	0	6756	0	1765	40	6	4187	751	4	2	1	281	0	0	281	0	1	0	0	117	163	0	0	0			
TADA Act	0	0	0	0	0	0	0	0	0	0	0	0	0	0	0	0	0	0	0	0	0	0	0	0	0	0	0	0	0	0	0	0	0	0	0	0	0	0	0			
PCR Act	4	1	0	3	0	0	0	0	3	0	0	0	0	13	0	0	13	0	0	0	0	8	5	0	0	0	0	0	0	0	0	0	0	0	0	0	0	0	0			
R.P.Act	6	2	0	4	0	0	0	0	2	2	0	0	0	338	55	7	276	0	37	1	2	200	14	18	3	1	0	0	0	0	0	0	0	0	0	0	0	0	0			
Children Act	355	36	14	305	0	18	9	1	256	17	1	3	0	368	49	13	306	0	9	2	0	179	110	5	1	0	30	0	0	30	0	0	0	0	1	29	0	0	0			
Sati Act	0	0	0	0	0	0	0	0	0	0	0	0	0	0	0	0	0	0	0	0	0	0	0	0	0	0	0	0	0	0	0	0	0	0	0	0	0	0	0			
Cinema Autography Act	1	1	0	0	0	0	0	0	0	0	0	0	0	0	0	0	0	0	0	0	0	0	0	0	0	0	0	0	0	0	0	0	0	0	0	0	0	0	0			
Gambling Act	13045	1	0	13044	0	7019	145	79	5710	25	1	55	10	13660	5	3	13652	0	4485	37	50	8368	694	1	14	3	971	0	0	971	0	15	1	0	332	623	0	0	0			
Excise Act	8865	0	0	8865	0	4014	306	72	4376	7	2	50	38	9331	2	1	9328	0	2332	74	38	6223	598	28	22	13	401	0	0	401	0	15	0	0	89	297	0	0	0			
D.P Act	2238	206	53	1979	0	1	121	13	1694	106	0	42	2	2311	95	47	2169	0	0	7	0	1012	1142	0	8	0	210	0	2	208	0	0	0	0	0	208	0	0	0			
Other Special and Local Laws	14476	257	20	14199	0	372	32	1805	2067	2060	7834	22	7	25621	173	29	25419	0	712	27	897	2654	17668	3445	12	4	2085	0	1	2084	0	0	0	0	28	2056	0	0	0			
Sub Total - PART-III	53440	1026	317	52097	1	13883	1652	1993	23814	2473	7934	262	86	67646	966	314	66366	0	9589	417	995	28824	22867	3537	107	30	4672	0	15	4657	0	32	1	0	594	4030	0	0	0			
<b>PART-IV (Cr.PC)</b>																																										
107 Cr.p.C	1	0	0	1	0	0	0	0	1	0	0	0	0	0	0	0	0	0	0	0	0	0	0	0	0	0	0	0	0	0	0	0	0	0	0	0	0	0	0			
109 Cr.p.c	1	0	0	1	0	1	0	0	0	0	0	0	0	0	0	0	0	0	0	0	0	0	0	0	0	0	0	0	0	0	0	0	0	0	0	0	0	0	0			
110 Cr.P.C	0	0	0	0	0	0	0	0	0	0	0	0	0	0	0	0	0	0	0	0	0	0	0	0	0	0	0	0	0	0	0	0	0	0	0	0	0	0	0			
145 CR.P.C	0	0	0	0	0	0	0	0	0	0	0	0	0	0	0	0	0	0	0	0	0	0	0	0	0	0	0	0	0	0	0	0	0	0	0	0	0	0	0			
151 CR.p.c	0	0	0	0	0	0	0	0	0	0	0	0	0	1	0	0	1	0	0	0	0	1	0	0	0	0	0	0	0	0	0	0	0	0	0	0	0	0	0			
41(1)(d) 102 Cr.P.C	79	3	17	59	0	9	1	2	31	2	0	12	2	44	0	6	38	0	3	0	1	18	13	0	3	0	5	0	0	5	0	0	0	0	0	5	0	0	0			
Other Cr.P.C	4	1	1	2	0	1	0	0	1	0	0	0	0	2	0	0	2	0	0	0	0	0	1	0	1	0	1	0	0	1	0	0	0	0	0	1	0	0	0			
Sub Total - PART-IV	85	4	18	63	0	11	1	2	33	2	0	12	2	47	0	6	41	0	3	0	1	19	14	0	4	0	6	0	0	6	0	0	0	0	0	6	0	0	0			
Grand Total	180872	10831	1166	168876	3	35484	5421	5188	87104	6545	26802	797	1533	214375	8615	1077	204683	2	27413	961	2125	88721	67480	16766	343	874	16402	73	48	16281	0	65	1	0	963	15249	1	1	1			
<b>PART-V (Missing Cases)</b>																																										
Head Name	Rep	Fal	Tr	Tru	UI	Tra	Untra							Rep	Fal	Tr	Tru	UI	Tra	Untra							Rep	Fal	Tr	Tru	UI	Tra	Untra									
Missing Person	17695	167	22	17501	791	15979	731							20790	193	26	20567	2588	17937	42							1739	2	0	1737	880	856	1									
<b>PART-VI (PAR Cases)</b>																																										
Head Name	Rep	Fal	Tr	Tru	UI	OD	BO							Rep	Fal	Tr	Tru	UI	OD	BO							Rep	Fal	Tr	Tru	UI	OD	BO									
PAR (Cr.PC)	41376	0	0	41376	14614	608	26154							52097	0	0	52097	26083	384	25630							3699	0	0	3699	3438	0	261									

<b>Aadhaar eSign of FIR for the month of January 2024</b>				
<b>SI No</b>	<b>Unit_Name</b>	<b>FIR Registered</b>	<b>FIR eSign</b>	<b>FIR %</b>
1	Bagalkot District	279	279	100.00
2	Belagavi District	525	525	100.00
3	Chikkamagaluru District	342	342	100.00
4	Chitradurga District	535	535	100.00
5	Dharwad District	170	170	100.00
6	Gadag District	154	154	100.00
7	Kalaburagi City	189	189	100.00
8	Koppal District	225	225	100.00
9	Udupi District	342	342	100.00
10	Vijayanagara District	207	207	100.00
11	Mysuru District	535	534	99.81
12	Bidar District	369	368	99.73
13	Kolar District	261	260	99.62
14	Dakshina Kannada District	238	237	99.58
15	Belagavi City	207	206	99.52
16	Hubballi Dharwad City	233	231	99.14
17	Ballari District	300	296	98.67
18	Mysuru City	327	318	97.25
19	K.G.F District	110	105	95.45
20	Ramanagara District	441	420	95.24
21	SP Railways	82	78	95.12
22	Chamarajanagar District	242	225	92.98
23	Yadgir District	158	139	87.97
24	Vijayapur District	349	294	84.24
25	Raichur District	340	284	83.53
26	Davanagere District	427	334	78.22
27	Mandya District	503	383	76.14
28	Mangalore COP	340	254	74.71
29	Uttara Kannada District	336	237	70.54
30	Hassan District	545	360	66.06
31	Chickballapura District	345	220	63.77
32	Tumakuru District	828	508	61.35
33	KODAGU(Madikeri) District	183	99	54.10
34	Kalaburagi District	316	143	45.25
35	Shivamogga District	574	221	38.50
36	Haveri District	352	133	37.78
37	Bengaluru District	904	295	32.63
38	Bengaluru City	5314	1475	27.76
39	Coastal Security Police	10	1	10.00
<b>Total</b>		<b>18137</b>	<b>11626</b>	<b>64.10</b>

<b>Aadhaar eSign of Chargesheet for the month of January 2024</b>				
<b>SI No</b>	<b>Unit_Name</b>	<b>Chargesheet Registered</b>	<b>Chargesheet eSign</b>	<b>Chargesheet %</b>
1	Udupi District	135	130	96.30
2	Koppal District	161	154	95.65
3	Ballari District	143	135	94.41
4	Mangalore COP	248	231	93.15
5	K.G.F District	41	38	92.68
6	Gadag District	75	69	92.00
7	Hubballi Dharwad City	99	91	91.92
8	Chikkamagaluru District	202	184	91.09
9	Dakshina Kannada District	75	68	90.67
10	Chitradurga District	216	195	90.28
11	Belagavi City	85	75	88.24
12	Kalaburagi City	56	47	83.93
13	Dharwad District	85	70	82.35
14	Mysuru District	248	182	73.39
15	Bidar District	145	106	73.10
16	Belagavi District	191	131	68.59
17	Bagalkot District	61	41	67.21
18	Ramanagara District	215	143	66.51
19	Kolar District	146	94	64.38
20	Vijayanagara District	175	106	60.57
21	Raichur District	161	77	47.83
22	Davanagere District	367	171	46.59
23	Chamarajanagar District	132	55	41.67
24	Kalaburagi District	87	33	37.93
25	Uttara Kannada District	153	57	37.25
26	Vijayapur District	107	36	33.64
27	Mandya District	399	134	33.58
28	Yadgir District	114	37	32.46
29	Chickballapura District	213	63	29.58
30	Mysuru City	165	37	22.42
31	Haveri District	105	23	21.90
32	Tumakuru District	394	83	21.07
33	SP Railways	5	1	20.00
34	Hassan District	311	52	16.72
35	KODAGU(Madikeri) District	133	18	13.53
36	Shivamogga District	203	16	7.88
37	Bengaluru City	1867	91	4.87
38	Bengaluru District	285	3	1.05
39	Coastal Security Police	1	0	0.00
<b>Total</b>		<b>8004</b>	<b>3277</b>	<b>40.94</b>



**Vehicle Log Details For The Month Of January-2024**

Chief Office

As On: 20/02/2024

S.No.	District/Unit Name	Actual Strength	Log Entered Vehicles For The Month	Log Not Entered Vehicles For The Month	Remarks
1	Bagalkot	181	171	10	
2	Ballari	159	159	0	
3	Belagavi City	227	226	1	
4	Belagavi Dist	280	260	20	
5	Bengaluru City	3,065	2,238	827	
6	Bengaluru Dist	216	70	146	
7	Bidar	225	207	18	
8	Chamarajanagar	129	129	0	
9	Chickballapura	132	132	0	
10	Chikkamagaluru	191	188	3	
11	Chitradurga	198	159	39	
12	Coastal Security Police	55	33	22	
13	Dakshina Kannada	169	169	0	
14	Davanagere	213	213	0	
15	Dharwad	118	118	0	
16	Gadag	174	165	9	
17	Hassan	202	202	0	
18	Haveri	145	145	0	
19	Hubballi Dharwad City	282	231	51	
20	K.G.F	102	91	11	
21	Kalaburagi	218	161	57	
22	Kalaburagi City	176	165	11	
23	Karnataka Railways	94	89	5	
24	Kodagu	144	144	0	
25	Kolar	185	184	1	
26	Koppal	166	166	0	
27	Mandya	228	224	4	
28	Mangaluru City	242	242	0	
29	Mysuru City	283	178	105	
30	Mysuru Dist	205	205	0	
31	Raichur	177	177	0	
32	Ramanagara	200	170	30	
33	Shivamogga	226	225	1	
34	Tumakuru	326	283	43	
35	Udupi	218	214	4	

S.No.	District/Unit Name	Actual Strength	Log Entered Vehicles For The Month	Log Not Entered Vehicles For The Month	Remarks
36	Uttara Kannada	228	227	1	
37	Vijayanagara	148	147	1	
38	Vijayapur	226	226	0	
39	Yadgir	144	104	40	
40	Forest Cell	43	29	14	
41	CID	270	131	139	
42	ISD Bengaluru	84	61	23	
43	State INT	840	637	203	
44	APTS Yelahanka	16	8	8	
45	Battalion I - Bangalore	63	31	32	
46	Battalion II - Belgaum	39	4	35	
47	Battalion III - Bangalore	58	50	8	
48	Battalion IV - Bangalore	50	1	49	
49	Battalion IX - Bangalore	38	35	3	
50	Battalion V - Mysore	44	33	11	
51	Battalion VI - Gulbarga	40	33	7	
52	Battalion VII - Mangalore	36	31	5	
53	Battalion VIII - Shimoga	41	40	1	
54	Battalion X - Haveri	46	33	13	
55	Battalion XI - Hassan	51	44	7	
56	Battalion XII Tumakuru	43	43	0	
57	Central Range	5	3	2	
58	Centre for Counter Terrorism	47	13	34	
59	Chief Office	115	14	101	
60	COMMANDANT MOUNTED	20	20	0	
61	Eastern Range	2	2	0	
62	FPB Unit	19	6	13	
63	FSL Madiwala	20	11	9	
64	I.R.B. Vijayapura	47	46	1	
65	IGP Railways	3	3	0	
66	IGP TRAINING	8	1	7	
67	IIIrd BN KSISF	27	11	16	
68	IIInd BN KSISF	36	35	1	
69	IRB Munirabad	52	43	9	
70	ISD	154	130	24	
71	Ist BN KSISF	53	53	0	
72	Kalaburgi Range	6	3	3	
73	KPA Mysore	32	32	0	
74	KSPTS Channapatna	22	22	0	

S.No.	District/Unit Name	Actual Strength	Log Entered Vehicles For The Month	Log Not Entered Vehicles For The Month	Remarks
75	KSPTS Khanapur	19	16	3	
76	KSRP PTS BELAGAVI	18	18	0	
77	KSRP Training Munirabad	14	11	3	
78	PDMS Yelahanka	28	13	15	
79	PTC Gulbarga	43	21	22	
80	PTS Aimangala	18	13	5	
81	PTS Dharwad	19	19	0	
82	PTS Hassan	19	0	19	
83	PTS Kaduru	16	15	1	
84	PTS Mysuru	20	20	0	
85	PTS Thanisandra	19	0	19	
86	RFSL Ballari	5	2	3	
87	RFSL Belgaum	9	7	2	
88	RFSL Davanagere	8	8	0	
89	RFSL Gulbarga	6	6	0	
90	RFSL Hubballi	6	0	6	
91	RFSL Mangalore	12	4	8	
92	RFSL Mysore	7	6	1	
93	SCRB	37	22	15	
94	Southern Range	7	7	0	
95	Special Task Force	8	0	8	
96	State Wireless	81	77	4	
97	TTI Bangalore	5	4	1	
98	Western Range	2	1	1	
	<b>Grand Total</b>	<b>13193</b>	<b>10819</b>	<b>2374</b>	

<b>Seva Sindhu statistics for the month of January 2024</b>				
<b>SI No.</b>	<b>Service Name</b>	<b>Received</b>	<b>Disposed</b>	<b>Pending</b>
1	Job / Service Verification	34200	32806	1394
2	Police Verification Certificate(PVC) for Central/State Govt employees if request is received directly by the employee / By Concerned Department	844	786	58
3	Police Clearance Certificate for going abroad (Visa for studies)/ Police Clearance Certificate for Foreign Nationals	250	246	4
4	Police verification Certificate for Coolies/Loader/Class IV Security Staff/ Supervisor at Airport (Individual applicants only)	6718	6280	438
5	Police Verification Certificate for domestic servants/house keeping	14	13	1
6	Police Verification Certificate for Institutions/ Companies	90	82	8
7	Police verification Certificate for Marriage Alliances	36	34	2
8	Police verification Certificate for Training Apprenticeship at Public Undertakings /for trainees/ Workers working on daily wages at Govt. Institutions	3778	3534	244
9	Amplified Sound System	591	550	41
10	Missing Report of documents, Mobile phone etc	578	127	451
11	Disposal of petitions	36	8	28
12	Locked Home Details	0	0	0
13	Senior Citizen Registration	145	0	145
14	Complaint Registration	30	2	28
15	License for Amusement	0	0	0
16	No obligation to return to India (NORI) Certificate	0	0	0
17	NOC for petrol pump,gas agency,hotel,bar etc.	0	0	0
18	Permission for Peaceful Assembly and procession	0	0	0
19	Application for Temporary License for Sale of Crackers	0	0	0
20	NOC for setting up of Petroleum, Diesel and Naphtha sale and transport	1	0	1
<b>Total</b>		<b>47311</b>	<b>44468</b>	<b>2843</b>

Unitwise Statistics of cases Booked under COTPA Act 2003 for the month of January- 2024							
Sl. No.	Unit / District	Section 4	Section 5	Section 6A	Section 6B	Section7	Total Fine Amount
(1)	(2)	(3)	(4)	(5)	(6)	(7)	(8)
<b>I</b>	<b>Commissionerate</b>						
1	Bengaluru City	3865	0	6	7	14	534100
2	Mysuru City	267	0	0	0	0	28800
3	Hubli-Dharwad City	8	0	0	0	0	1000
4	Mangaluru City	168	0	0	0	0	6950
5	Belagavi City	302	0	0	0	0	19300
6	Kalburgi City	15	0	0	0	0	1600
<b>II</b>	<b>Central Range</b>						
1	Bengaluru Dist.	182	0	0	0	0	16300
2	K.G.F.	131	0	0	0	0	12200
3	Kolar	197	0	0	0	0	0
4	Tumakuru	42	0	0	0	0	6250
5	Chickballapura	68	0	0	0	0	6800
6	Ramanagara	326	0	0	0	0	33600
<b>III</b>	<b>Eastern Range</b>						
1	Chitradurga	157	0	0	0	0	14300
2	Davanagere	301	0	0	0	0	29850
3	Shivamogga	362	1	0	0	0	37850
4	Haveri	135	0	0	0	0	12250
<b>IV</b>	<b>Western Range</b>						
1	Chickmagalur	163	0	0	0	0	20550
2	D.K.	179	0	0	0	0	14950
3	Udupi	56	0	0	0	0	7800
4	U.K.	96	0	0	0	0	10600
<b>V</b>	<b>Northern Range</b>						
1	Bagalakote	160	0	0	0	0	18800
2	Belagavi dist.	180	0	0	0	0	1800
3	Vijayapura	9	0	0	0	0	900
4	Dharwad	54	0	0	0	0	7600
5	Gadag	402	0	0	0	0	37800
<b>VI</b>	<b>North Eastern Range</b>						
1	Bidar	37	0	0	0	0	4100
2	Kaburgi	91	0	0	0	0	9600
3	Yadgiri	237	0	0	0	0	20950
<b>VII</b>	<b>Southern Range</b>						
1	Chamarajanagar	322	0	0	0	0	21450
2	Hassan	65	0	0	0	0	3500
3	Kodagu	48	0	0	0	0	3650
4	Mandya	131	0	0	0	0	12600
5	Mysuru Dist.	129	0	0	0	0	13000
<b>VIII</b>	<b>Ballari Range</b>						
1	Ballari	611	0	0	0	0	59850
2	Vijayanagara	273	0	0	0	0	27500
3	Koppal	456	0	0	0	0	45400
4	Raichur	609	0	0	0	0	62800
<b>IX</b>	<b>Karnataka Railways</b>	37	0	0	0	0	4600
<b>Total</b>		<b>10871</b>	<b>1</b>	<b>6</b>	<b>7</b>	<b>14</b>	<b>1170950</b>