

**GOVERNMENT OF KARNATAKA  
POLICE DEPARTMENT**



**CRIME REVIEW**

AND

**PERFORMANCE OF UNITS UNDER**

**CCTNS PROJECT**

**JULY – 2023**

POLICE 

POLICE COMPUTER WING &  
STATE CRIME RECORDS BUREAU

7<sup>TH</sup> Floor, M.S. Building,  
Dr.B.R.Ambedkar Road,  
Bengaluru – 560001.

email:adgppcw@ksp.gov.in

## INDEX

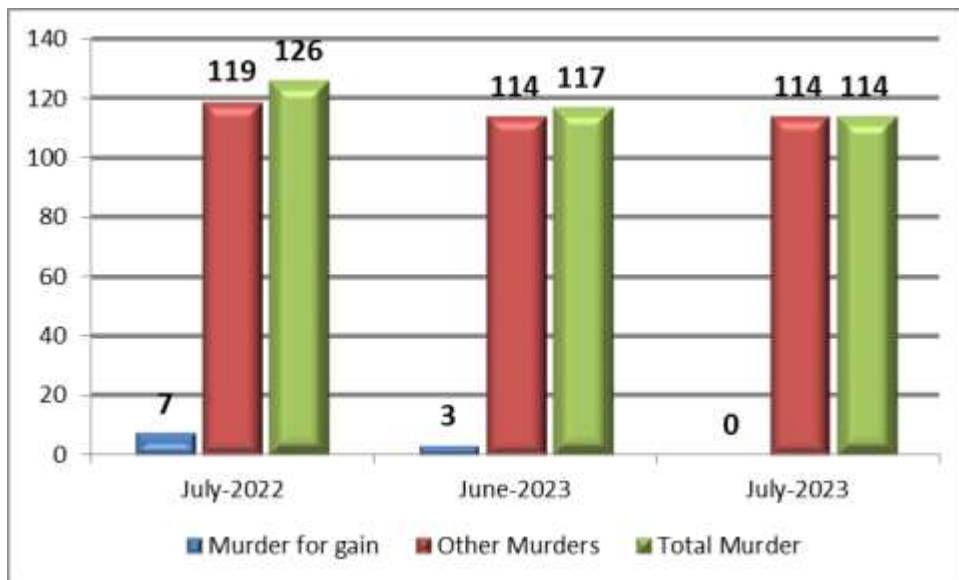
Sl. No.	CONTENTS	Page No.
1	Crime Review on – 1) Murder 2) Dacoity 3) Robbery 4) Burglary 5) Theft 6) Riots 7) Hurt 8) Spl. & local laws 9) Crime against Women 10) POCSO 11) SC & ST POA Act 12) Security cases 13) Cyber Crimes 14) Economic Offences & 15) MMDR & KMMCR 16) Motor Vehicles Theft Cases 17) NDPS Cases	1-17
2	District-wise Reported cases under various heads for the month of July – 2023	18
3	Crime Statistics – IPC Crimes	19-29
4	Crime Statistics – Special & Local laws	29-34
5	Crime Statistics – Crime against Women	34
6	Crime Statistics – Crime against Children	35
7	Crime Statistics – Crime against SC & ST	36
8	Crime Statistics – Road Accidents	37
9	Unit-wise report on Receipts & Disposals under SAKALA services	38-39
10	Comparative Crime Statement – 17	40-41
11	Police IT July month Pragathi report	42-43
12	e-Sign details – FIR & Chargesheet	44-45
13	Police IT MT Module log book details	46-48
14	Seva Sindhu – July month report	49
15	District Wise COTPA Statistics	50

## CRIME REVIEW FOR THE MONTH OF JULY – 2023

### 1. Murder

As per the review for the month 114 cases of Murder were reported (No cases of Murder for gain) as against 117 Murder cases (3 cases of Murder for gain have been reported) in the previous month & 126 Murder cases (7 cases of Murder for gain) in the corresponding month of previous year.

Month	Year	Murder for gain	Other Murders	Total Murder
July	2023	0	114	114
June	2023	3	114	117
July	2022	7	119	126

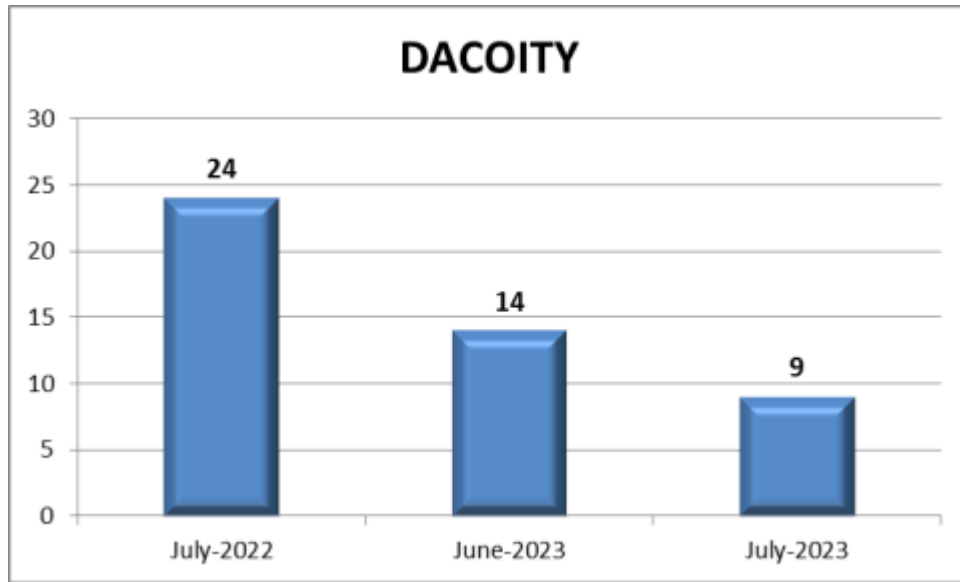


There is a decrease in the reported cases of Murder during the current month when compared to the cases of previous month and to the corresponding month of previous year.

## 2. Dacoity

9 cases of Dacoity were reported during the current month as against 14 cases in the previous month and 24 cases in the corresponding month of previous year.

Month	Year	Dacoity Cases
July	2023	9
June	2023	14
July	2022	24



There is a decrease in the reported cases of Dacoity during the current month when compared to the cases of previous month and to the corresponding month of previous year.

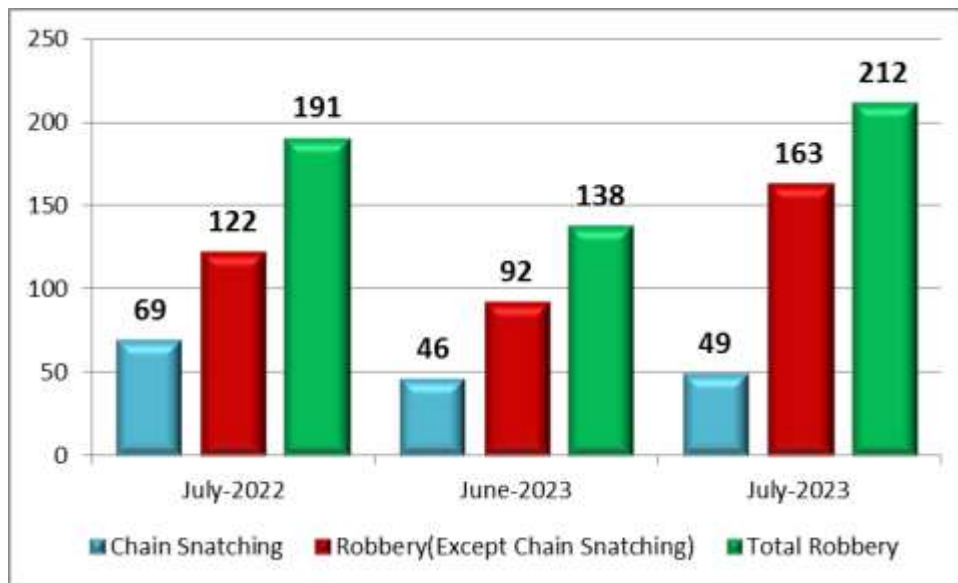
The unit wise break up of Dacoity cases for the month under review is as follows:-

Name of the unit	No. of cases	Name of the unit	No. of cases
Mysore District	2	Bengaluru City	1
Kalaburgi City	1	Bagalkot District	1
Belagavi District	1	Chikkamagalur District	1
Chitradurga District	1	Mandya District	1

### 3. Robbery

212 cases of Robbery were reported during the current month (including 49 chain snatching cases) as against 138 cases (46 cases of Chain snatching) in the previous month and 191 cases (69 cases of Chain snatching) in the corresponding month of previous year.

Month	Year	Chain Snatching	Robbery (Except Chain Snatching)	Total Robbery
July	2023	49	163	212
June	2023	46	92	138
July	2022	69	122	191



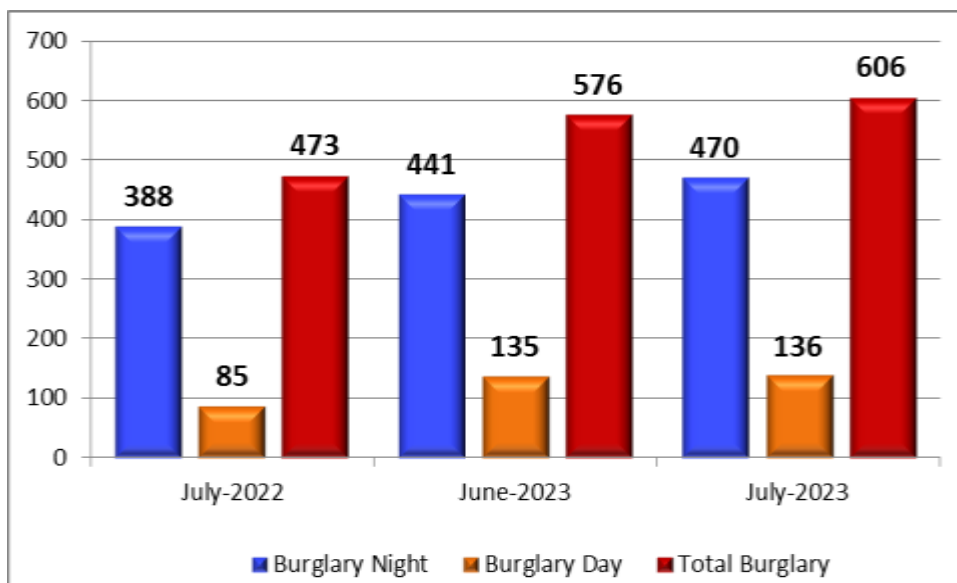
There is an increase in the number of cases reported during the current month under the head Robbery when compared to the cases of previous month and to the corresponding month of previous year.

There is an increase in the number of cases reported during the current month under Chain Snatching when compared to the cases of previous month and a decrease when compared to the corresponding month of previous year.

#### 4. Burglary

606 cases of Burglary were reported during the month as against 576 cases in the previous month and 473 cases during the corresponding month of previous year.

Month	Year	Burglary Night	Burglary Day	Total
July	2023	470	136	606
June	2023	441	135	576
July	2022	388	85	473

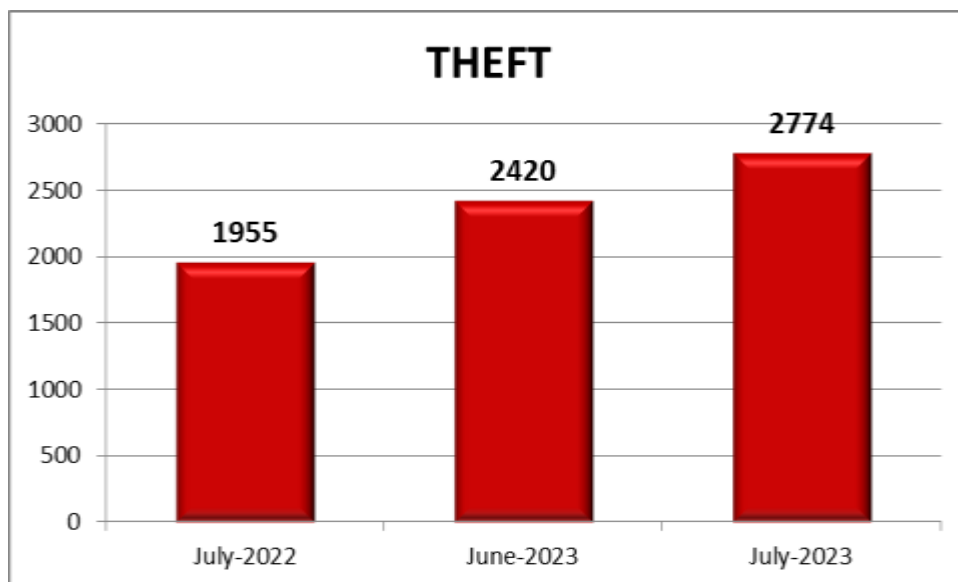


There is an increase in the number of cases reported during the current month under the head burglary, when compared to the reported cases of previous month and to the corresponding month of previous year.

## 5. Theft

2774 cases of Theft were reported during the month as against 2420 cases in the previous month and 1955 cases in the corresponding month of previous year.

Month	Year	Reported
July	2023	2774
June	2023	2420
July	2022	1955

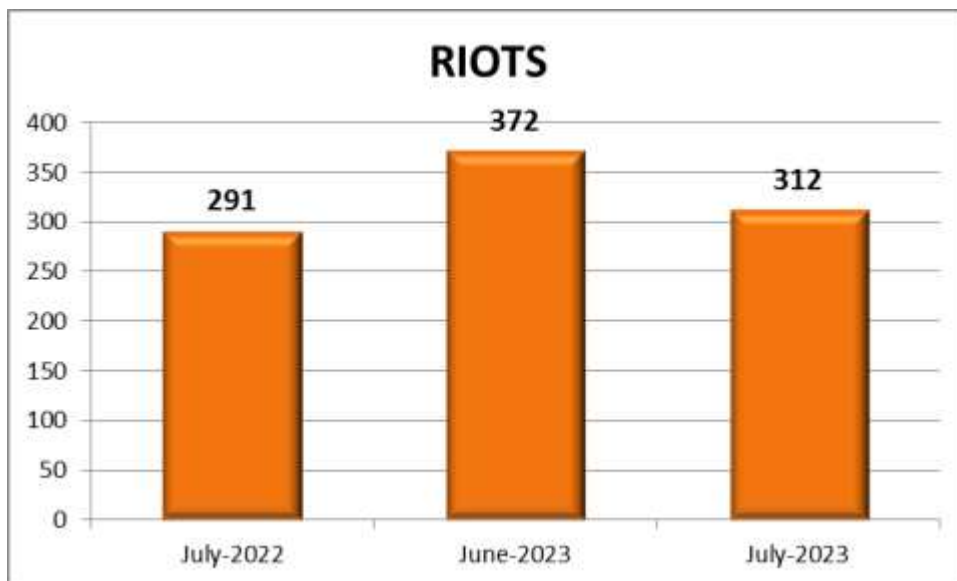


There is an increase in the number of cases reported during the current month under the head theft when compared to the cases of previous month and to the corresponding month of previous year.

## 6. Riots

312 cases were reported during the current month under the category Riots as against 372 cases in the previous month and 291 cases in the corresponding month of previous year.

Month	Year	Riots
July	2023	312
June	2023	372
July	2022	291



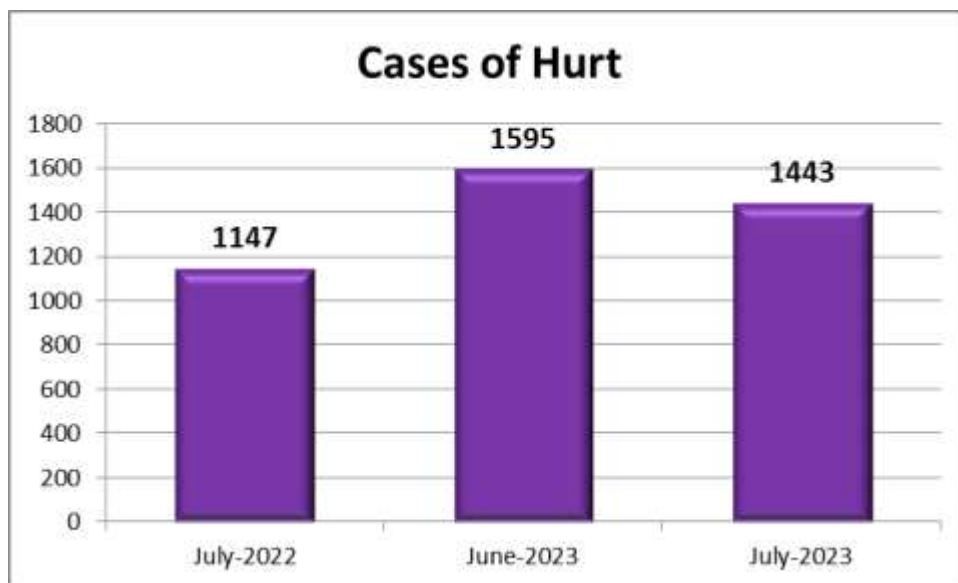
There is a decrease in the number of cases reported under this head during the month, when compared to the cases of previous month and an increase when compared to the corresponding month of previous year.



## 7. Hurt

1443 cases were reported during the current month under the category Hurt as against 1595 cases in the previous month and 1147 cases in the corresponding month of previous year.

Month	Year	Cases of Hurt
July	2023	1443
June	2023	1595
July	2022	1147

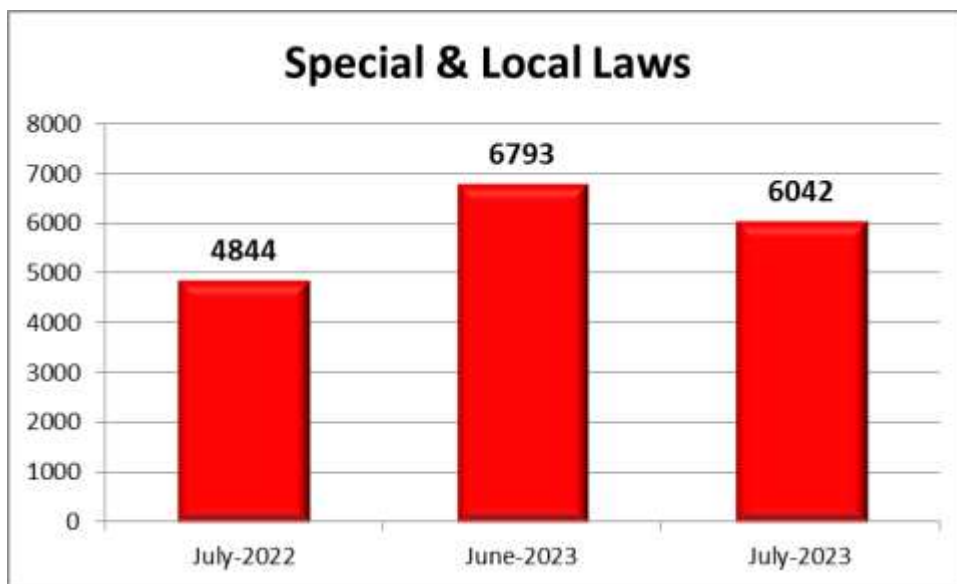


There is a decrease in the number of cases reported under this head during the month, when compared to the cases of previous month and an increase when compared to the corresponding month of previous year.

## 8. Special & Local Laws

6042 cognizable cases were registered under Special & Local Laws during the month as against 6793 cases in the previous month and 4844 cases in the corresponding month of previous year.

Month	Year	Special & Local Laws
July	2023	6042
June	2023	6793
July	2022	4844

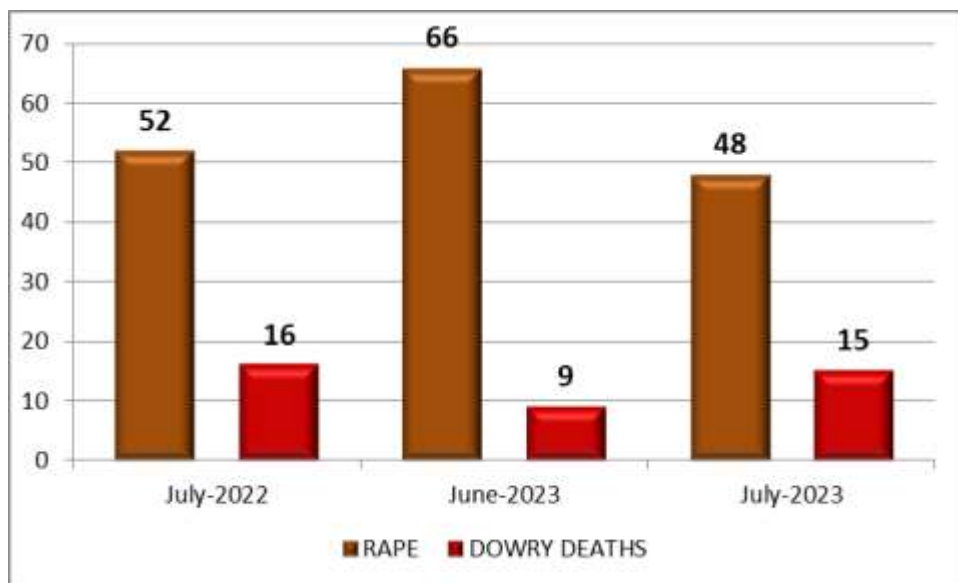


There is a decrease in the number of cognizable cases reported during the month under Special & Local Laws when compared to the cases of previous month and an increase when compared to the corresponding month of the previous year.

## 9. Crime against Women (Rape & Dowry Death)

48 cases of Rape have been reported during the month as against 66 cases in the previous month and 52 cases in the corresponding month of previous year. 15 cases of Dowry Death have been reported during the current month, as against 9 cases in the previous month and 16 cases in the corresponding month of previous year. (Note: Other Crimes against Women are mentioned in Page No.22)

Month	Year	Rape	Dowry Death
July	2023	48	15
June	2023	66	9
July	2022	52	16



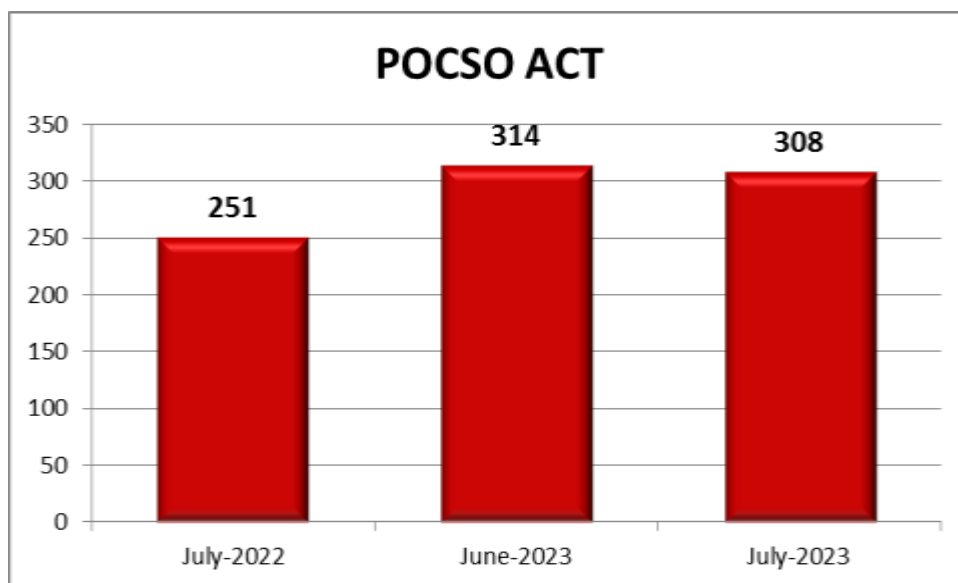
There is a decrease in the reported cases under Rape during the current month when compared to the previous month and to the corresponding month of previous year.

There is an increase in the reported cases of Dowry death during current month when compared to the previous month and a decrease when compared to the corresponding month of previous year.

### 10. Protection of Children from Sexual Offences Act (POCSO)

308 cases of POCSO were reported during the current month as against 314 cases in the previous month and 251 in the corresponding month of previous year.

Month	Year	POCSO
July	2023	308
June	2023	314
July	2022	251

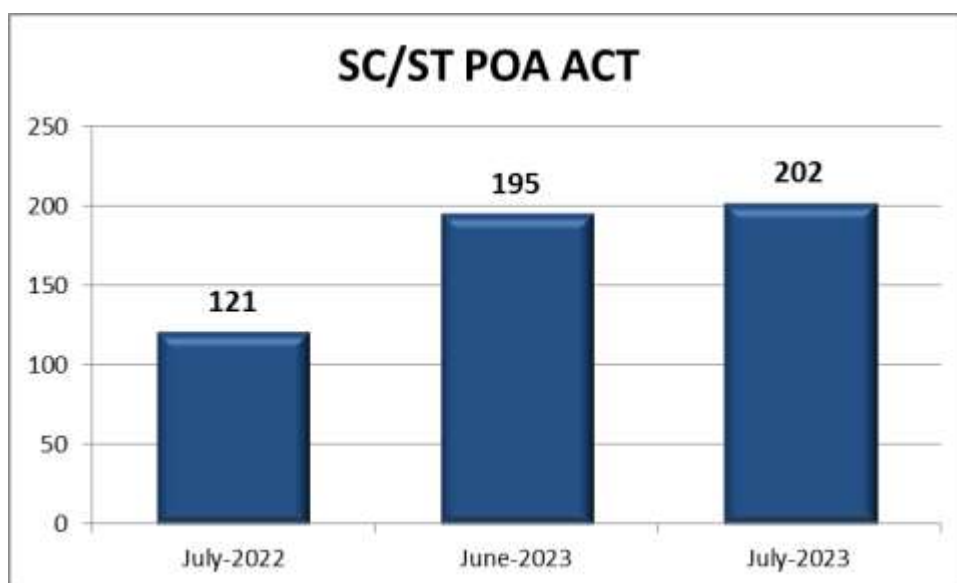


There is a decrease in the reported cases under the head POCSO during the current month when compared to the cases of previous month and an increase when compared to the corresponding month of previous year.

### 11. Crimes under SC/ST POA Act

202 cases were reported during the current month under this head as against 195 cases in the previous month and 121 cases in the corresponding month of previous year. (Details are mentioned at Page No.24)

Month	Year	SC/ST POA Act
July	2023	202
June	2023	195
July	2022	121

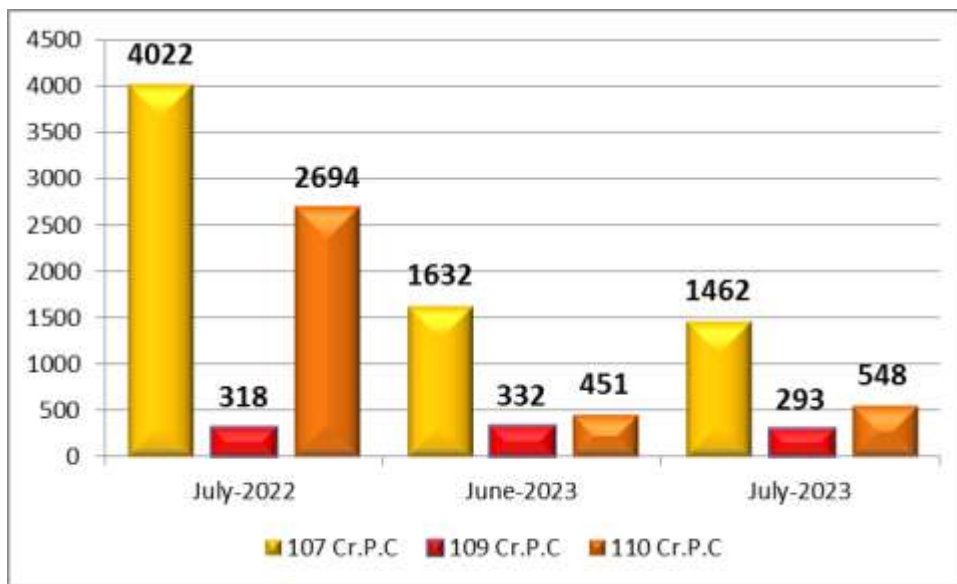


There is an increase in the reported cases under Crime against SC/ST during the current month when compared to the reported cases of previous month and to the corresponding month of previous year.

**12. Preventive Action Report**

1462, 293 & 548 cases u/s 107, 109 & 110 Cr.PC. respectively have been booked during the current month as against 1632, 332 & 451 Preventive Action Report in the previous month and 4022, 318 & 2694 Preventive Action Report in the corresponding month of last year.

Month	Year	Security Cases			Total
		107 Cr.PC	109 Cr.PC	110 Cr.PC	
July	2023	1462	293	548	2303
June	2023	1632	332	451	2415
July	2022	4022	318	2694	7034

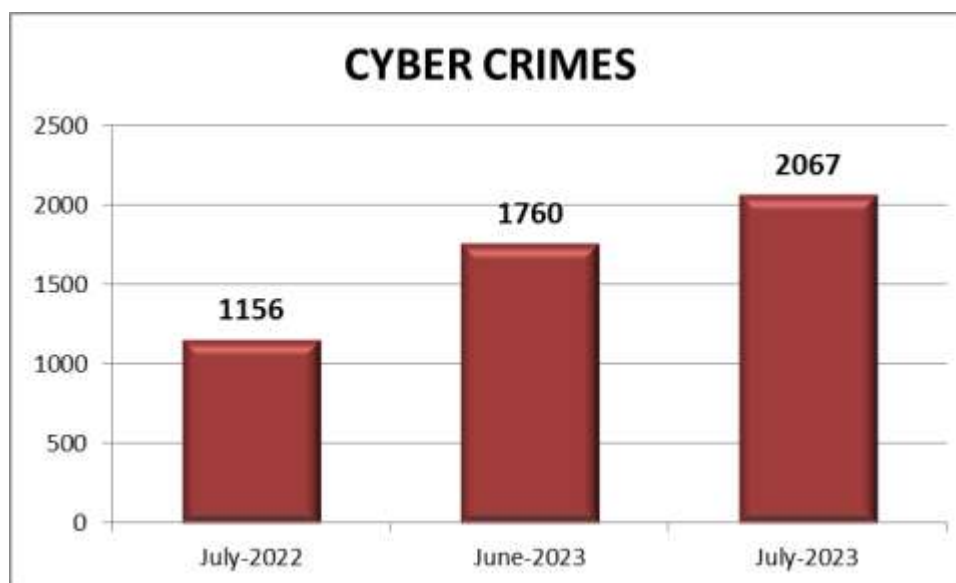


- Under sec 107 Cr.PC. less number of Preventive Action Report have been booked during the current month when compared to the Preventive Action Report of previous month and to the corresponding month of previous year.
- Under Sec.109 Cr.PC. less number of Preventive Action Report have been booked during the current month when compared to the Preventive Action Report of previous month and to the corresponding month of previous year.
- Under 110 Cr.PC. more number of Preventive Action Report have been booked during the current month when compared to the Preventive Action Report of previous month and less when compared to the corresponding month of previous year.

### 13. Cyber Crimes (Information Technology Act)

2067 cases were reported during the current month under this head as against 1760 cases in the previous month and 1156 cases in the corresponding month of previous year.

Month	Year	Cyber Crimes
July	2023	2067
June	2023	1760
July	2022	1156

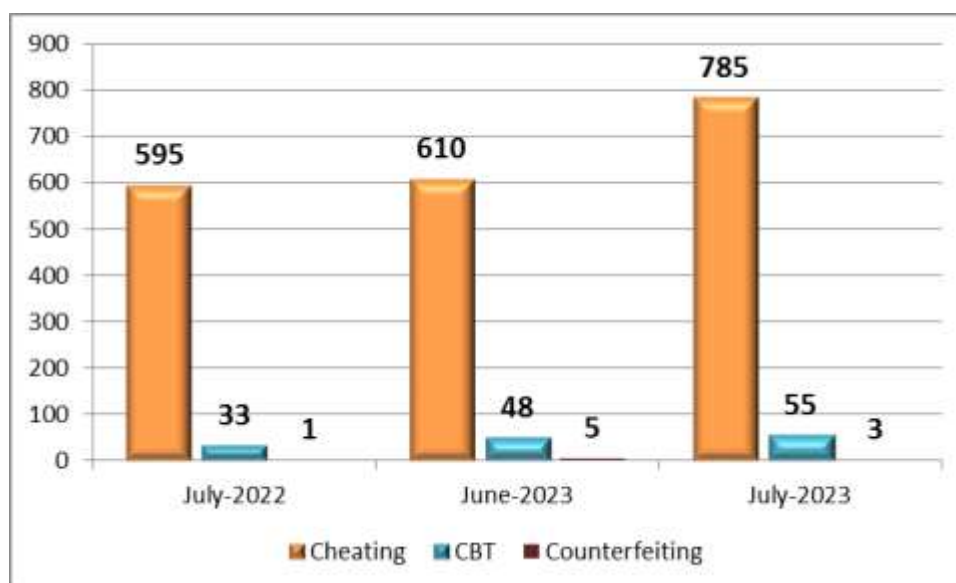


There is an increase in the reported cases under Cyber Crimes during the current month when compared to the reported cases of previous month and to the corresponding month of previous year.

#### 14. Economic Offences (Criminal Breach of Trust, Cheating, Counterfeiting)

843 cases were reported during the current month under Economic Offences (Criminal Breach of Trust-55, Cheating-785 and Counterfeiting-3) as against 663 cases during the previous month and 629 cases in the corresponding month of previous year.

Month	Year	Economic Offences
July	2023	843
June	2023	663
July	2022	629



There is an increase in the reported cases under economic offences during the current month when compared to the reported cases of previous month and to the corresponding month of previous year.

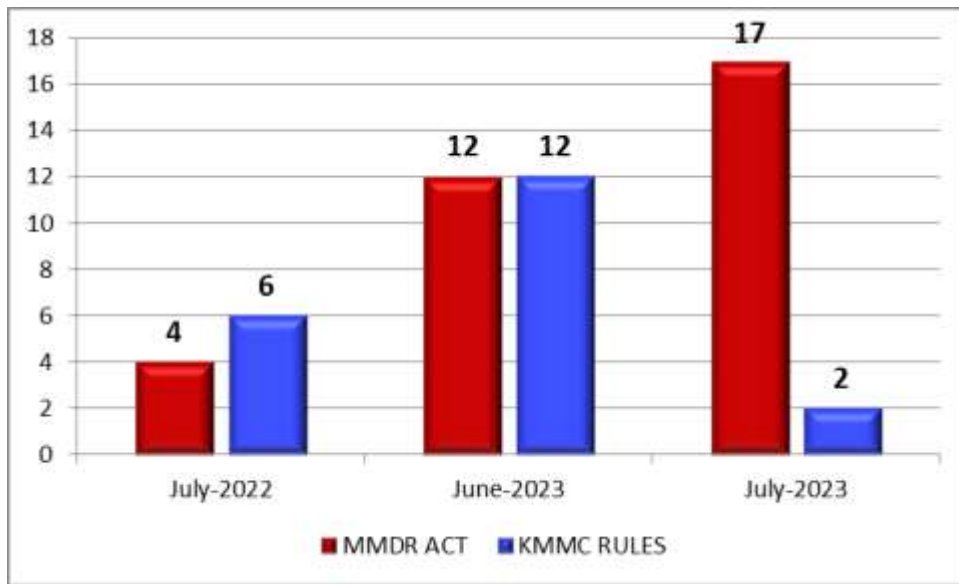


**15. Mines and Minerals (Development & Regulation) Act 1957 & Karnataka Minor Mineral Consistent Rule - 1994**

17 cases of MMDR were reported during the current month under this head as against 12 cases in the previous month and 4 cases in the corresponding month of previous year.

2 cases of KMMCRC reported during the current month as against 12 cases in the previous month and 6 cases in the corresponding month of previous year.

Month	Year	MMDR Act	KMMC Rules
July	2023	17	2
June	2023	12	12
July	2022	4	6



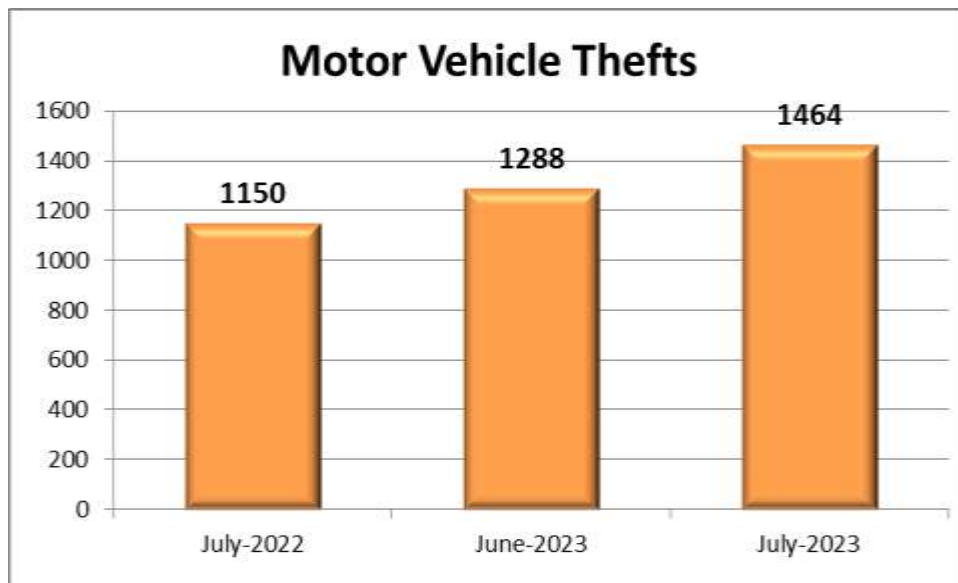
There is an increase in the reported cases under MMDR during the current month when compared to the reported cases of previous month and to the corresponding month of previous year.

There is a decrease in the reported cases under KMMCRC during the current month when compared to the reported cases of previous month and to the corresponding month of previous year.

## 16. Motor Vehicles Theft cases

1464 cases were reported during the current month under this head as against 1288 cases in the previous month and 1150 cases in the corresponding month of previous year.

Month	Year	Motor Vehicles Theft Cases
July	2023	1464
June	2023	1288
July	2022	1150

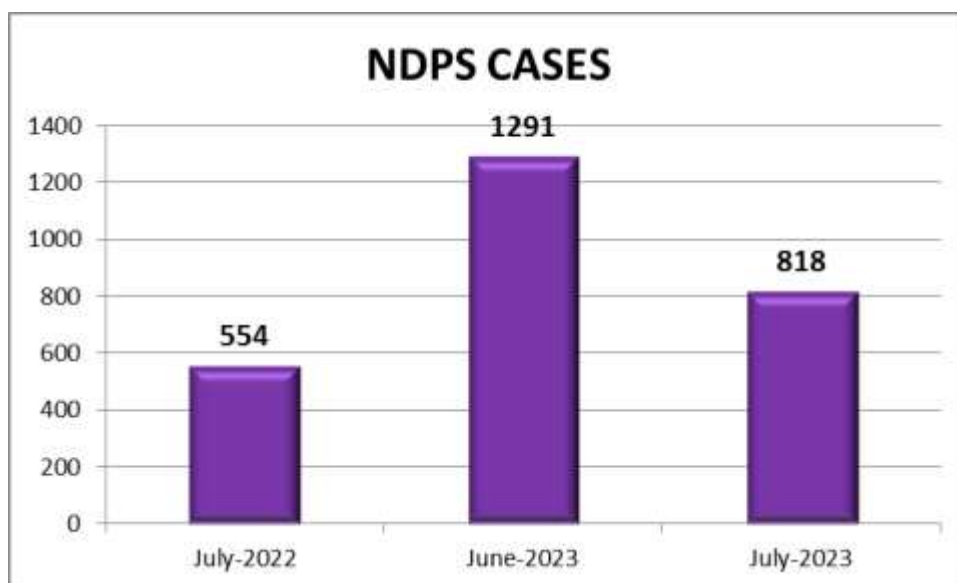


There is an increase in the reported cases under Motor Vehicles Theft cases during the current month when compared to the reported cases of previous month and to the corresponding month of previous year.

### 17. Narcotic Drugs & Pshycotropic Substances (NDPS)

818 cases were reported during the current month under this head as against 1291 cases in the previous month and 554 cases in the corresponding month of previous year.

Month	Year	NDPS Cases
July	2023	818
June	2023	1291
July	2022	554



There is a decrease in the reported cases under NDPS Cases during the current month when compared to the reported cases of previous month and an increase when compared to the corresponding month of previous year.

\*This Crime Review is based on classification made in Police IT at Police Station level.

\* Crime Review is based on classification made in Police IT on 07/08/2023.

**DISTRICT-WISE REPORTED CASES UNDER VARIOUS HEADS FOR THE MONTH OF JULY - 2023 (AS ON 07/08/2023)**

Sl. No.	Crime Head	Bagalkot	Ballari	Belagavi City	Belagavi Dist	Bengaluru city	Bengaluru District	Bidar	Chamarajanagar	Chickballapura	Chikkamagaluru	Chitradurga	Dakshina kannada	Davanagere	Dharwad	Gadag	Hassan	Haveri	Hubballi Dharwad City	K.G.F	Kalaburagi	Kalaburagi City	Karnataka Railways	Kodagu	Kolar	Koppal	Mandya	Mangalooru City	Mysuru City	Mysuru District	Raichur	Ramanagara	Shivamogga	Tumakuru	Udupi	Uttara Kannada	Vijayanagara	Vijayapur	Yadgir	Total	
1	MURDER	2	2	2	10	22	5	2	2	1	3	3	0	0	1	0	2	2	3	0	6	2	1	3	8	0	3	1	3	4	3	5	2	1	1	0	4	4	1	114	
2	DACOITY	1	0	0	1	1	0	0	0	0	1	1	0	0	0	0	0	0	0	0	0	1	0	0	0	0	0	1	0	0	2	0	0	0	0	0	0	0	0	0	9
3	ROBBERY	0	1	1	1	97	4	3	1	2	0	1	1	9	2	0	4	0	3	0	1	8	3	0	2	1	2	0	6	1	2	0	2	3	0	2	0	0	0	0	163
3a	CHAIN SNATCHING	0	0	1	1	10	7	0	2	0	0	3	0	3	0	0	0	1	0	0	0	3	0	0	1	0	4	0	1	1	0	3	2	5	1	0	0	0	0	49	
4a	BURGLARY - DAY	5	4	0	4	36	10	3	2	6	3	5	1	1	1	1	7	0	0	2	3	2	0	1	2	3	3	0	1	4	1	5	1	11	4	2	0	2	0	136	
4b	BURGLARY - NIGHT	15	10	17	16	81	21	14	10	10	6	13	7	24	3	5	15	14	5	1	8	12	1	6	4	9	12	9	7	25	13	15	12	19	4	3	4	12	8	470	
5	THEFT	29	42	35	56	1323	180	32	24	28	21	36	9	78	13	28	48	33	20	3	35	43	80	9	35	27	67	11	49	42	56	60	28	88	7	15	21	42	21	2774	
6	RIOTS	8	7	3	18	15	15	14	5	14	4	15	3	18	4	12	7	18	3	2	17	3	1	0	20	4	6	0	0	8	24	3	7	1	1	6	5	9	12	312	
7	CASES OF HURT	11	17	9	33	337	49	49	34	36	44	45	11	26	16	8	82	23	14	25	40	23	1	17	36	16	54	8	24	53	24	42	54	71	14	26	20	30	21	1443	
8	Spl & Local laws	76	112	26	165	2468	153	110	89	104	173	117	48	180	42	75	98	91	112	33	81	105	8	53	67	57	69	149	70	64	136	73	193	161	79	118	100	138	49	6042	
9a	RAPE	1	0	1	0	18	3	1	0	0	0	0	1	1	0	0	3	1	0	0	1	1	0	0	0	0	1	0	3	3	1	0	3	2	2	0	1	0	48		
9b	DOWRY DEATHS	1	0	0	0	3	1	0	0	0	0	0	0	1	0	0	4	0	0	0	0	0	0	0	0	1	0	0	0	0	1	1	0	0	0	1	0	1	0	15	
10	POCSO	6	4	3	5	44	8	6	5	17	6	12	10	10	6	1	11	4	1	1	2	7	1	3	7	7	7	4	4	9	6	12	11	17	6	4	31	9	1	308	
11	SC ST & POA Act	4	5	0	7	27	8	5	6	3	9	5	2	13	3	1	12	6	3	2	1	3	0	5	5	3	9	4	1	4	2	5	12	11	3	1	1	7	4	202	
12a	107 Cr.P.C.	44	37	14	227	25	22	75	55	10	23	25	28	24	64	61	66	13	16	4	62	22	0	16	34	33	25	62	23	44	25	5	62	27	28	43	45	31	42	1462	
12b	109 Cr.P.C.	10	1	1	15	27	15	12	2	3	2	1	0	7	7	13	9	9	12	2	17	12	13	0	6	9	10	2	8	5	12	3	1	27	6	1	4	3	6	293	
12c	110 Cr.P.C.	26	5	1	10	148	2	12	1	6	0	0	22	4	4	9	0	2	23	0	14	15	2	0	8	6	2	11	54	9	21	1	0	26	91	1	2	7	3	548	
13	CYBER CRIME	7	8	12	4	1625	75	6	4	20	10	3	6	19	1	4	6	8	54	15	1	8	0	9	7	3	3	23	31	4	4	14	4	28	6	19	1	15	0	2067	
14a	Cr. Br. of Trust	0	1	1	1	17	6	1	0	1	0	0	0	2	0	2	0	1	0	0	0	0	0	2	2	1	1	0	4	2	2	0	3	3	1	1	0	0	0	55	
14b	CHEATING	6	3	5	20	421	59	1	1	12	13	8	10	18	4	5	14	8	8	4	3	4	1	8	5	5	6	23	22	7	3	7	17	19	8	7	9	7	4	785	
14c	COUNTERFEITING	0	0	0	0	2	0	0	0	0	0	0	0	0	0	0	0	0	0	0	0	0	0	0	1	0	0	0	0	0	0	0	0	0	0	0	0	0	0	0	3
15	KMMC	0	0	0	0	0	0	0	0	0	0	0	0	0	0	0	0	0	0	1	0	0	0	0	0	0	0	0	0	0	0	0	0	0	0	0	0	0	1	0	2
15a	MMDR	0	0	0	0	0	0	0	0	0	0	6	0	0	0	0	0	0	0	0	6	0	0	0	0	0	0	0	0	0	0	0	0	0	0	0	0	5	0	0	17
16	Motor vehicles Theft Cases	17	22	26	32	717	121	22	11	15	8	17	2	42	3	10	28	18	11	2	10	30	4	3	20	3	31	4	39	21	21	36	16	48	5	9	6	26	8	1464	
17	NDPS Cases	1	5	2	2	402	14	6	2	2	42	13	7	3	2	1	11	10	6	5	17	16	7	24	8	1	1	86	3	5	1	3	59	11	28	8	1	3	0	818	

**CRIME REVIEW FOR THE MONTH OF JULY - 2023 (As on 07/08/2023)**

Sl. No.	Heads of Crime	During the current year upto the end of month under review	During the corresponding month of previous year	During the previous month	During the current month
	<b>A - IPC Crime</b>				
1	<b>Murder (Sec.302/303 IPC)</b>				
	For gain	15	7	3	0
	Over Property Dispute	8	2	1	0
	Due to Personal Vendetta or enmity	21	4	2	6
	Due to Sexual jealousy	12	0	2	2
	For dowry by burning	0	0	0	0
	For dowry by other means	4	1	1	0
	Due to Communalism	1	1	1	0
	Due to Casteism	3	0	2	0
	Witch Craft (Sorcery)	0	0	0	0
	For Human Sacrifice	0	0	0	0
	Due to Terrorism/Naxalism / Extremism	0	0	0	0
	For Political Reasons	0	0	0	0
	Due to Adultery	16	0	2	1
	Civil Disputes	35	3	5	5
	Electoral Gain	1	0	1	0
	Gang Rivalry	1	0	0	0
	Love Intrigue	8	0	2	1
	Professional	0	0	0	0
	Psychopathic/Serial Killer/Lunacy	0	0	0	0
	Rape with Murder	8	0	0	1
	Revenge/Enmity	29	9	4	8
	Sudden Quarrel	73	13	10	11
	Village Dispute	0	1	0	0
	Custodial	0	0	0	0
	Due to Other Causes	548	85	81	79
	<b>Sub Total</b>	<b>783</b>	<b>126</b>	<b>117</b>	<b>114</b>
2	<b>ATTEMPT TO MURDER (Sec. 307 IPC)</b>				
	For Gain	15	0	0	4
	Over Property Dispute	43	5	4	4
	Due to Personal Vendetta or enmity	64	6	10	10
	Due to Sexual jealousy	13	1	0	1
	For Dowry other Means	29	4	5	3
	Dowry By Burning	0	0	0	0
	Due to Communalism	5	2	0	0
	Due to Casteism	2	2	0	0
	Witch Craft (Sorcery)	0	0	0	0
	For Human Sacrifice	1	0	1	0
	Terrorism /Naxalism / Extremism	0	0	0	0
	For Political Reasons	18	0	1	2
	Adultery	6	1	1	0
	Electoral Gain	0	0	0	0
	Gang Rivalry	2	0	1	0
	Love Intrigue	13	0	1	1
	Professional	5	0	1	1
	Rape	0	0	0	0
	Revenge/Enmity	127	18	16	21
	Sudden Quarrel	155	20	25	28
	Village Dispute	4	0	0	1
	Due to Other Causes	971	136	167	154
	Civil Disputes	181	14	36	31
	<b>Sub Total</b>	<b>1654</b>	<b>209</b>	<b>269</b>	<b>261</b>

Sl. No.	Heads of Crime	During the current year upto the end of month under review	During the corresponding month of previous year	During the previous month	During the current month
3	<b>CULPABLE HOMICIDE NOT AMOUNTING TO MUDEER (Sec.304 IPC)</b>				
	For Gain	0	0	0	0
	Over Civil Dispute	0	0	0	0
	Due to Personal Vendetta or enmity	0	0	0	0
	Due to Sexual jealousy	0	0	0	0
	For Dowry	1	0	0	0
	Due to Communalism	0	0	0	0
	Due to Casteism	0	0	0	0
	Witch Craft (Sorcery)	0	0	0	0
	For Human Sacrifice	0	0	0	0
	Terrorism /Naxalism / Extremism	0	0	0	0
	For Political Reasons	0	0	0	0
	Adultery	0	0	0	0
	Property Disputes	0	0	0	0
	Electoral Gain	0	2	0	0
	Gang Rivalry	0	0	0	0
	Love Intrigue	0	0	0	0
	Professional	0	0	0	0
	Sudden Quarrel	2	0	0	1
	Due to Other Causes	34	4	5	7
	<b>Sub Total</b>	<b>37</b>	<b>6</b>	<b>5</b>	<b>8</b>
4	<b>ATTEMPT TO CULPABLE HOMICIDE NOT AMOUNTING TO MURDER (Sec. 308 IPC)</b>				
	For Gain	0	0	0	0
	Over Civil Dispute	1	1	1	0
	Due to Personal Vendetta or enmity	0	0	0	0
	Due to Sexual jealousy	0	0	0	0
	For Dowry	0	0	0	0
	Due to Communalism	0	0	0	0
	Due to Casteism	0	0	0	0
	Witch Craft (Sorcery)	0	0	0	0
	For Human Sacrifice	0	0	0	0
	Terrorism /Naxalism / Extremism	0	0	0	0
	For Political Reasons	3	0	0	0
	Due to Other Causes	16	1	3	2
	Adultery	0	0	0	0
	Property Disputes	1	0	0	0
	Electoral Gain	0	0	0	0
	Gang Rivalry	0	0	0	0
	Love Intrigue	0	0	0	0
	Professional	0	0	0	0
	Sudden Quarrel	2	1	1	0
	<b>Sub Total</b>	<b>23</b>	<b>3</b>	<b>5</b>	<b>2</b>
5	<b>RAPE (Sec.376, 376(A) to 376 (D) IPC)</b>				
	Custodial Rape	0	0	0	0
	Attempt to Commit	9	2	2	1
	By a Gang	7	0	2	3
	By Parents	0	0	0	0
	By Hospital Staff	0	0	0	0
	By Husband During SepARATION	6	0	1	1
	By Neighbours	20	5	4	5
	By Relatives	26	2	6	3
	In Jail Custody	0	0	0	0
	In Remand Home	0	0	0	0
	InCest	0	0	0	0
	Known Person	197	26	37	26
	Unknown Person	6	3	1	0
	Due to Other Causes	67	14	13	9
	On Minor	0	0	0	0

Sl. No.	Heads of Crime	During the current year upto the end of month under review	During the corresponding month of previous year	During the previous month	During the current month
	<b>Sub Total</b>	<b>338</b>	<b>52</b>	<b>66</b>	<b>48</b>
6	<b>KIDNAPPING AND ABDUCTION (Sec.360, 361, 363 to 369 IPC)</b>				
	Missing - Boy	476	61	65	<b>95</b>
	Missing - Girl	1225	132	193	<b>213</b>
	For Ransom - of Children	4	0	0	<b>1</b>
	For Ransom - of Children for Begging	0	0	0	<b>0</b>
	For Ransom - of Women	4	0	1	<b>2</b>
	For Ransom - of Girls for Immoral Purpose	1	0	0	<b>0</b>
	For Ransom - of Others	27	2	5	<b>6</b>
	Procuration of Minor Girls - For Prostitution	0	0	0	<b>0</b>
	Procuration of Minor Girls - Importring of Girl	1	0	0	<b>0</b>
	Procuration of Minor Girls - For other Purpose	6	3	2	<b>0</b>
	Espionage	0	0	0	<b>0</b>
	Intent to Steal From Child	0	0	0	<b>0</b>
	Murder (Homicide)	0	0	0	<b>0</b>
	Obtain Signature Forcibly	0	0	0	<b>0</b>
	Recovering Loan	0	0	0	<b>0</b>
	Settling any Disputes	8	0	2	<b>2</b>
	Unnatural Lust / Illicit Intercourse	0	0	0	<b>0</b>
	Wrongful Confinement	3	1	1	<b>0</b>
	For Exporting	0	0	0	<b>0</b>
	From Lawful Guardianship	1	0	0	<b>0</b>
	For Camel Racing Etc.	0	0	0	<b>0</b>
	To Compel For Marriage	12	1	3	<b>0</b>
	For Slavery	0	0	0	<b>0</b>
	For Stealing From its Person	0	0	0	<b>0</b>
	Others	326	43	55	<b>65</b>
	<b>Sub Total</b>	<b>2094</b>	<b>243</b>	<b>327</b>	<b>384</b>
7	<b>DACOITY (Sec. 395 to 398 IPC )</b>				
	At ATM	0	0	0	<b>0</b>
	At Residential Premises	13	6	1	<b>0</b>
	On Highways	17	8	0	<b>7</b>
	In Trains	1	0	1	<b>0</b>
	At Banks	0	0	0	<b>0</b>
	At Commercial Places / Establishments	5	1	2	<b>0</b>
	On Other Roads	24	4	4	<b>0</b>
	In Other Places	31	5	6	<b>2</b>
	River & Sea	0	0	0	<b>0</b>
	<b>Sub Total</b>	<b>91</b>	<b>24</b>	<b>14</b>	<b>9</b>
7a	<b>Preparation And Assembly for Dacoity</b>	80	33	10	<b>16</b>
8	<b>Robbery (Sec.392 to 394 IPC)</b>				
	At ATM	0	1	0	<b>0</b>
	At Residential Premises	108	15	10	<b>24</b>
	On Highways	53	14	6	<b>16</b>
	In Trains	1	2	1	<b>0</b>
	At Banks	1	0	0	<b>0</b>
	At Commercial Places / Establishments	47	13	7	<b>9</b>
	In Other Places	419	69	62	<b>108</b>
	Chain Snatching	354	69	46	<b>49</b>
	Attempt to Commit	37	8	6	<b>6</b>
	<b>Sub Total</b>	<b>1020</b>	<b>191</b>	<b>138</b>	<b>212</b>
9	<b>BURGLARY - NIGHT (Sec. 380 IPC R/W 453 TO 460, 462 IPC)</b>				
	At Residential Premises	1539	200	248	<b>234</b>
	On Highways	1	0	1	<b>0</b>
	In Trains	0	0	0	<b>0</b>
	At Banks	30	5	6	<b>6</b>
	At Commercial Places / Establishments	468	70	85	<b>106</b>
	In Other Places	375	65	60	<b>82</b>
	Temple Theft	214	48	41	<b>42</b>
	<b>Sub Total</b>	<b>2627</b>	<b>388</b>	<b>441</b>	<b>470</b>

Sl. No.	Heads of Crime	During the current year upto the end of month under review	During the corresponding month of previous year	During the previous month	During the current month
10	<b>BURGLARY - DAY (Sec. 380 IPC R/W 453 TO 460, 462 IPC)</b>				
	At Residential Premises	580	78	124	121
	On Highways	1	0	0	0
	In Trains	0	0	0	0
	At Banks	0	0	0	0
	At Commercial Places / Establishments	26	2	4	4
	In Other Places	31	4	4	9
	Temple Theft	18	1	3	2
	<b>Sub Total</b>	<b>656</b>	<b>85</b>	<b>135</b>	<b>136</b>
	<b>Total Burglary (Burglary Day + Burglary Night)</b>	<b>3283</b>	<b>473</b>	<b>576</b>	<b>606</b>
11	<b>THEFT (Sec.379 to 389 IPC)</b>				
	Of sand	731	87	195	111
	Attempt to commit	32	3	11	6
	At ATM	4	1	0	1
	Of Automobiles - Of Tractors	103	11	32	10
	Communication And Elec. Wire	139	18	29	23
	Of Cattle	204	49	37	52
	Of Cycle	65	9	9	20
	Of Automobiles - Of Lorries/Trucks	88	11	19	17
	Of Automobiles - Of Buses	6	1	2	0
	Of Automobiles - Of Cars / Jeeps	155	29	29	37
	Of Automobiles - Of Two Wheelers	6733	1066	1182	1365
	Of Automobies - of Three Wheelers	150	32	24	35
	Of Accessories of Motor Vehicle	134	27	23	27
	Govt. Vehicle	0	0	0	0
	Electronic Goods (Radio, TV, VCR, Acs, Office Automation Equipments)	970	153	149	254
	Of Fire Arms	5	1	1	0
	Of Explosives	1	1	0	0
	Of Cultural - Idols	3	0	2	0
	Of Cultural - Painting	1	0	0	0
	Of Cultrual - Others	138	25	24	26
	Cash	371	51	62	79
	Jewellery	777	54	123	149
	Other Items Not Included Above	1019	160	165	254
	In Running Train	37	1	6	2
	Extortion	128	14	27	29
	House Theft	1169	120	230	229
	Servant Theft	229	31	39	48
	<b>Sub Total</b>	<b>13392</b>	<b>1955</b>	<b>2420</b>	<b>2774</b>
12	<b>RIOTS (Sec.141 to 153 IPC)</b>				
	Land Dispute	667	95	125	111
	Employee - Govt.	1	0	0	0
	Labour - Private Sector	2	1	0	0
	Labour - Public Sector	2	0	0	1
	Linguistic	2	0	0	0
	Political	65	6	3	3
	Regional	3	1	1	0
	Sectarian	0	0	0	0
	Students	2	2	1	0
	Tribal	1	0	0	0
	Due to Village Disputes	11	1	1	1
	Communal	4	3	3	1
	Industrial	3	0	1	0
	Caste	4	2	0	0
	Agrarian	2	1	0	0
	Others	1492	179	237	195
	<b>Sub Total</b>	<b>2261</b>	<b>291</b>	<b>372</b>	<b>312</b>
13	<b>OFFENCES AGAINST STATE (Sec. 121 to 130, except 124(A) IPC)</b>	0	0	0	0
14	<b>OFFENCES PROMOTING ENEMITY (Sec. 153(A), 154(B) &amp; 505 IPC)</b>	37	3	4	3
15	<b>CRIMINAL BREACH OF TRUST</b>	279	33	48	55



Sl. No.	Heads of Crime	During the current year upto the end of month under review	During the corresponding month of previous year	During the previous month	During the current month
16	<b>CHEATING (Sec.417 to 420 IPC)</b>	3713	595	610	<b>785</b>
17	<b>COUNTERFEITING (Sec. 231 to 263 (A), 489(A) to 489 (E) IPC )</b>				
	Stock Share, Debenture Certificate	0	0	0	<b>0</b>
	Usage of Counterfeit Stamp	0	0	0	<b>0</b>
	Of Coins (Sec 231 to 254 IPC)	0	0	0	<b>0</b>
	Of Stamps (Sec.255 to 263(A) IPC)	0	0	0	<b>0</b>
	Of Currency Notes And Bank Notes (Sec. 489 (A) to 489 (E) IPC)	17	1	5	<b>3</b>
	Of Others	0	0	0	<b>0</b>
	<b>Sub Total</b>	<b>17</b>	<b>1</b>	<b>5</b>	<b>3</b>
18	<b>FORGERY (Sec. 465, 468, 471, 473, 476, 477 &amp; 477(A) IPC</b>				
	Forgery	199	35	31	<b>32</b>
	Organised (Racket)	1	0	1	<b>0</b>
	Forgery of Passport	0	0	0	<b>0</b>
	Other Forgery	101	16	19	<b>27</b>
	<b>Sub Total</b>	<b>301</b>	<b>51</b>	<b>51</b>	<b>59</b>
19	<b>CASES OF HURT (Sec. 323 to 335 IPC except 328, 332, 333)</b>				
	Acid Attack (326(a))	2	0	0	<b>0</b>
	Attempt to Acid Attack (326(b))	1	1	0	<b>0</b>
	Grievous Hurt	782	96	118	<b>107</b>
	Simple Hurt	9115	1050	1477	<b>1336</b>
	Custodial	1	0	0	<b>0</b>
	<b>Sub Total</b>	<b>9901</b>	<b>1147</b>	<b>1595</b>	<b>1443</b>
20	<b>ADULTERATION (Sec. 272, 273 to 276 IPC)</b>				
	Attempt to Commit	0	0	0	<b>0</b>
	Alcoholic Drink (Liquor)	1	0	0	<b>0</b>
	Cement & Chemical/Fertiliser	0	0	0	<b>0</b>
	Cosmetics	0	0	0	<b>0</b>
	Diesel	0	0	0	<b>0</b>
	Drug/Medicine	0	0	0	<b>0</b>
	Edible Oil	0	0	0	<b>0</b>
	Food Grain	0	0	0	<b>0</b>
	Kerosene	0	0	0	<b>0</b>
	Life Saving Drug	0	0	0	<b>0</b>
	Mobile Oil	0	0	0	<b>0</b>
	Petrol	0	0	0	<b>0</b>
	Petroleum Product	0	0	0	<b>0</b>
	Soft Drinks	0	0	0	<b>0</b>
	Spices	0	0	0	<b>0</b>
	Others	9	4	1	<b>3</b>
	<b>Sub Total</b>	<b>10</b>	<b>4</b>	<b>1</b>	<b>3</b>
21	<b>AFFRAY (Sec. 160 IPC )</b>	297	37	52	<b>58</b>
22	<b>ARSON (Sec. 435, 436, 438 IPC )</b>				
	Agricultural Produce	44	1	5	<b>2</b>
	Attempt to Commit	2	0	0	<b>1</b>
	Boat / Ship	0	0	0	<b>0</b>
	Dwelling House	14	1	2	<b>1</b>
	Educational Institution	0	0	0	<b>0</b>
	Govt. Property	4	0	1	<b>0</b>
	Industrial Establishment	3	0	1	<b>1</b>
	Place of worship	2	0	1	<b>0</b>
	Public Place	10	3	2	<b>3</b>
	Railway Property	0	0	0	<b>0</b>
	Vital Installation	0	0	0	<b>0</b>
	Warehouse (Godown)	2	0	0	<b>0</b>
	Others	86	8	7	<b>16</b>
	<b>Sub Total</b>	<b>167</b>	<b>13</b>	<b>19</b>	<b>24</b>
23	<b>ASSAULT (Sec 356, 357 IPC)</b>				
	Attempt To Commit	2	0	0	<b>0</b>
	On Contractor	0	0	0	<b>0</b>
	On Domestic Servant	0	0	0	<b>0</b>
	On Labourer	1	0	0	<b>0</b>
	On Man (General)	6	1	1	<b>1</b>
	On Man (SC)	0	0	0	<b>0</b>
	On Man (ST)	0	0	0	<b>0</b>
	On Manager/Executive (Other Than Public Servant)	0	0	0	<b>0</b>

Sl. No.	Heads of Crime	During the current year upto the end of month under review	During the corresponding month of previous year	During the previous month	During the current month
	On Member of Clergy (Christian, Budhist, Jain, Sikh)	0	0	0	0
	Member of Legislative Assembly / Council (MLA/MLC)	0	0	0	0
	On Member of Parliament (MP)	0	0	0	0
	On other Dignitaries /Public Figures	2	0	0	0
	On Press	1	0	0	0
	On Professional	1	0	0	0
	On Public Servant	1	0	0	0
	On Student	0	0	0	0
	On Teacher	0	0	0	0
	On Women (General)	8	0	0	2
	On Woman (SC)	0	0	0	0
	On Woman (ST)	0	0	0	0
	<b>Sub Total</b>	<b>22</b>	<b>1</b>	<b>1</b>	<b>3</b>
24	<b>COMMUNAL / RELIGION (Sec. 295 to 297 IPC)</b>				
	Attempt to Commit	1	0	0	0
	Caste Issue	7	0	1	1
	Communal Issue	22	6	4	8
	Linguistic Issue	1	0	0	0
	Political Issue	4	0	1	0
	Racial/Ethnic Issue	0	0	0	0
	Regional Issue	3	0	1	0
	Religious Issue	26	2	4	3
	Sectarian Issue	1	0	0	0
	Others	35	7	9	2
	<b>Sub Total</b>	<b>100</b>	<b>15</b>	<b>20</b>	<b>14</b>
25	<b>CRIMINAL CONSPIRACY (Sec. 120(B), 121(A) IPC)</b>				
	Conspiracy To Wage War	1	2	0	0
	Related to Substantive Offence	1	0	0	0
	Others	14	1	0	3
	<b>Sub Total</b>	<b>16</b>	<b>3</b>	<b>0</b>	<b>3</b>
26	<b>CRIMINAL INTIMIDATION (Sec. 504 to 508 IPC)</b>	1256	173	220	233
27	<b>CRIMINAL MISAPPROPRIATION (Sec. 403, 404 IPC)</b>				
	Attempt to Commit	0	0	0	0
	Bank	0	1	0	0
	Business Establishment	2	0	2	0
	Charitable Organisation	0	0	0	0
	Chitfund Organisation	0	0	0	0
	Co-operative Organisation	0	1	0	0
	Commercial Establishment/Shop	0	0	0	0
	Customs Department	0	0	0	0
	Excise Department	0	0	0	0
	Financial Institution	0	4	0	0
	Income Tax Department	0	0	0	0
	Other Government Organisation	1	0	0	0
	Postal Department	0	0	0	0
	Public Sector Undertakings	0	0	0	0
	Railway Department	0	0	0	0
	Revenue Department	0	0	0	0
	Sales Tax Department	0	0	0	0
	Social Organisation (Aided) (N)	0	0	0	0
	Transport Authority	0	0	0	0
	Trust - Other than religious	0	0	0	0

Sl. No.	Heads of Crime	During the current year upto the end of month under review	During the corresponding month of previous year	During the previous month	During the current month
	Trust - Religious	0	0	0	0
	Others	4	0	0	0
	<b>Sub Total</b>	<b>7</b>	<b>6</b>	<b>2</b>	<b>0</b>
28	<b>CRIMINAL TRESPASS (Sec.447 to 452 IPC)</b>				
	Attempt to Commit	9	0	1	4
	Club	1	0	0	0
	Hostel	1	2	0	0
	Hotel	7	0	2	2
	House	325	45	78	38
	Land	758	91	161	157
	Office	37	2	6	5
	Prohibited Places	9	0	0	2
	Religious Place	10	0	2	2
	Restricted Area	13	0	2	4
	Others	121	17	17	22
	<b>Sub Total</b>	<b>1291</b>	<b>157</b>	<b>269</b>	<b>236</b>
29	<b>CRUELTY BY HUSBAND (Sec. 498(A) IPC)</b>				
	Husband	609	85	117	115
	Husband And Relative(S) in Law	816	114	163	154
	Relative(S) in Law	20	1	5	4
	Dowry Harassment	301	29	65	49
	Prevention of Gaming	0	0	0	0
	<b>Sub Total</b>	<b>1746</b>	<b>229</b>	<b>350</b>	<b>322</b>
30	<b>DOWRY DEATHS (Sec.304(B) IPC)</b>				
	By Husband	6	0	1	0
	By Husband And Relatives In Law	37	10	5	8
	By Relatives in Law	0	0	0	0
	By Burning	1	0	0	0
	By Hanging	35	5	3	6
	By Other Means	4	1	0	1
	<b>Sub Total</b>	<b>83</b>	<b>16</b>	<b>9</b>	<b>15</b>
31	<b>DEATHS DUE TO RASHNESS/NEGLIGENCE (Sec.304(A) IPC)</b>				
	Electrocution	15	2	2	4
	Adulterated Food/Drug	0	0	0	0
	Accident by Air	1	0	0	0
	Boat Accident	0	0	0	0
	Bridge/Dam Collapse	0	0	0	0
	Building Collapse	4	2	1	0
	Caused By Animal	1	0	0	0
	Death Due to Other Cause	43	2	8	4
	Electrocution Accident	36	6	3	5
	Explosion Accident	1	0	0	0
	Fire accident	0	0	0	0
	Gas Leakage Accident	2	0	1	0
	Improper Infrastructure In Construction	42	7	4	8
	Improper Medical Treatment	2	0	1	0
	In Custody of Public Servant	0	0	0	0
	In Jail/Judicial Custody	0	0	0	0
	In Police Custody	0	0	0	0
	Industrial Accident (Factory)	2	1	0	1
	Inflammable Substance	0	0	0	0
	Mine Accident	0	0	0	0
	Poisonous Substance	0	0	0	0
	Quarry Accident	1	0	1	0
	Spurious Liquor (Hooch) Accident	0	0	0	0
	Railway Accident	0	0	0	0
	Others	48	9	7	6
	<b>Sub Total</b>	<b>198</b>	<b>29</b>	<b>28</b>	<b>28</b>
32	<b>MOTOR VEHICLE ACCIDENTS FATAL (Sec.304(A) IPC)</b>				
	National Highways	2257	277	298	286
	State Highways	1857	220	267	199
	Other Roads	2437	292	352	276
	Other Places	107	20	20	11
	<b>Sub Total</b>	<b>6658</b>	<b>809</b>	<b>937</b>	<b>772</b>

Sl. No.	Heads of Crime	During the current year upto the end of month under review	During the corresponding month of previous year	During the previous month	During the current month
33	<b>MOTOR VEHICLE ACCIDENTS NON-FATAL (Sec.279, 337, 338 IPC)</b>				
	National Highways	5976	724	835	<b>815</b>
	State Highways	4313	535	632	<b>562</b>
	Other Roads	7865	906	1177	<b>1179</b>
	Other Places	294	39	44	<b>47</b>
	<b>Sub Total</b>	<b>18448</b>	<b>2204</b>	<b>2688</b>	<b>2603</b>
34	<b>DEATHS-MISCARRIAGE (Sec.312, 313, 314 IPC)</b>				
	Child	4	1	1	<b>1</b>
	Woman	1	0	1	<b>0</b>
	Women and Child	1	0	0	<b>0</b>
	<b>Sub Total</b>	<b>6</b>	<b>1</b>	<b>2</b>	<b>1</b>
35	<b>DEFENCE FORCES OFFENCES RELATING (also relating to desertion) (Sec.131 to 140, except 136 IPC)</b>				
	Air Force	0	0	0	<b>0</b>
	Army	0	0	0	<b>0</b>
	Navy	0	0	0	<b>0</b>
	<b>Sub Total</b>	<b>0</b>	<b>0</b>	<b>0</b>	<b>0</b>
36	<b>ESCAPE FROM LAWFUL CUSTODY AND RESISTANCE (Sec.224, 225, 225(B) IPC)</b>				
	From Jail Custody	7	4	1	<b>2</b>
	From Police Custody	16	4	3	<b>1</b>
	Others	9	0	0	<b>1</b>
	<b>Sub Total</b>	<b>32</b>	<b>8</b>	<b>4</b>	<b>4</b>
37	<b>IMPERSONATION (Sec.170, 171 IPC)</b>				
	Attempt to Commit	2	3	0	<b>0</b>
	Non-Uniformed Authority	3	1	0	<b>0</b>
	Uniformed Authority	2	0	0	<b>0</b>
	<b>Sub Total</b>	<b>7</b>	<b>4</b>	<b>0</b>	<b>0</b>
38	<b>MISCHIEF (Sec.427 to 440 except 434, 435, 436, 438 IPC)</b>	257	36	42	<b>44</b>
39	<b>MOLESTATION (Sec.354 IPC)</b>				
	Attempt to Commit	55	6	11	<b>6</b>
	Private Place	614	73	120	<b>94</b>
	Public Conveyance	9	0	3	<b>1</b>
	Public Place	1269	124	210	<b>220</b>
	Other Places	1682	201	285	<b>266</b>
	<b>Sub Total</b>	<b>3629</b>	<b>404</b>	<b>629</b>	<b>587</b>
40	<b>POISONING-PROFESSIONAL (Sec. 328 IPC)</b>				
	Attempt to Commit	5	1	0	<b>1</b>
	Fatal	0	0	0	<b>0</b>
	Non Fatal	3	1	0	<b>0</b>
	<b>Sub Total</b>	<b>8</b>	<b>2</b>	<b>0</b>	<b>1</b>
41	<b>PORNOGRAPHY (Sec.292 to 294 IPC)</b>				
	Advertisement	0	0	0	<b>0</b>
	Audio Tape	0	0	0	<b>0</b>
	Book	0	0	0	<b>0</b>
	Computer Software	0	0	0	<b>0</b>
	Figures	0	0	0	<b>0</b>
	Film (Blue)	0	0	0	<b>0</b>
	Painting	0	0	0	<b>0</b>
	Pamphlet	0	0	0	<b>0</b>
	Paper	0	0	0	<b>0</b>
	Photography	0	0	0	<b>0</b>
	Poster	0	0	0	<b>0</b>
	Video Film(Blue)	1	0	0	<b>0</b>
	Others	8	0	0	<b>0</b>
	<b>Sub Total</b>	<b>9</b>	<b>0</b>	<b>0</b>	<b>0</b>
42	<b>PUBLIC JUSTICE (Sec.213 to 215 IPC)</b>	1	1	0	<b>1</b>
43	<b>PUBLIC NUISANCE (Sec.291 and 510 IPC)</b>	67	2	15	<b>4</b>

Sl. No.	Heads of Crime	During the current year upto the end of month under review	During the corresponding month of previous year	During the previous month	During the current month
44	<b>PUBLIC SAFETY (Sec.269 to 271, 277, 283, 289 IPC)</b>	6610	268	575	<b>1371</b>
45	<b>OFFENCES AGAINST PUBLIC SERVANTS (Public servant is a victim) (Sec 182-188, 332, 333, 353 IPC)</b>				
	Attempt to Commit	7	1	1	<b>2</b>
	Defence Personnel	3	0	1	<b>0</b>
	Jail Personnel	6	0	0	<b>1</b>
	Judicial Official	1	0	0	<b>0</b>
	Minister	0	0	0	<b>0</b>
	MLA	2	0	0	<b>0</b>
	MP	0	0	0	<b>0</b>
	Nationalised Bank Personnel	0	0	0	<b>0</b>
	Other Elected Member	3	0	0	<b>0</b>
	Other Enforcement Official	2	0	0	<b>0</b>
	Other Govt. Official	261	33	44	<b>40</b>
	Para Military Personnel	1	0	0	<b>0</b>
	Police Personnel	237	44	33	<b>27</b>
	Public Sector Undertaking Official	56	5	9	<b>11</b>
	<b>Sub Total</b>	<b>579</b>	<b>83</b>	<b>88</b>	<b>81</b>
46	<b>OFFENCES BY PUBLIC SERVANTS (EXCEPT CORRUPTION) (Public servant is accused) (Sec.128, 139, 167, 218, 221, 222 IPC)</b>				
	Defence Personnel	0	0	0	0
	Jail Personnel	0	0	0	0
	Judicial Official	0	0	0	0
	Minister	0	0	0	0
	MLA	0	0	0	0
	MP	0	0	0	0
	Nationalised Bank Personnel	0	0	0	0
	Other Elected Member	0	0	0	0
	Other Enforcement Official	0	0	0	0
	Other Govt. Official	2	1	1	0
	Para Military Personnel	0	0	0	0
	Police Personnel	0	0	0	0
	Public Sector Undertaking Official	0	0	0	0
	Others	2	0	2	0
	<b>Sub Total</b>	<b>4</b>	<b>1</b>	<b>3</b>	<b>0</b>
47	<b>NEGLIGENT ACT (Sec.280 to 289, 336 to 338 except 283 IPC)</b>				
	Death Causeed By Electric Shock	43	10	7	<b>7</b>
	Animal -Related	34	2	9	<b>9</b>
	Boat/Vessel - Related	0	0	0	<b>0</b>
	Explosive/Explosive Substances - Related	12	1	5	<b>2</b>
	Inflammable Substance- Related	6	1	0	<b>1</b>
	Machinery - Related	80	8	16	<b>10</b>
	Poisonous Substance - Related	8	2	0	<b>2</b>
	Other - Related	524	72	75	<b>120</b>
	Human - Related	392	26	53	<b>200</b>
	<b>Sub Total</b>	<b>1099</b>	<b>122</b>	<b>165</b>	<b>351</b>
48	<b>RECEIVING OF STOLEN PROPERTY (Sec.411 to 414 IPC)</b>	1	0	0	<b>0</b>
49	<b>SEDITION (Sec. 124A IPC)</b>				
	Attempt to Commit	0	0	0	<b>0</b>
	By Foreigner	0	0	0	<b>0</b>
	By National	0	0	0	<b>0</b>
	By National And Foreigner	0	0	0	<b>0</b>
	<b>Sub Total</b>	<b>0</b>	<b>0</b>	<b>0</b>	<b>0</b>

Sl. No.	Heads of Crime	During the current year upto the end of month under review	During the corresponding month of previous year	During the previous month	During the current month
50	<b>INSULTING MODESTY OF WOMEN (EVE TEASING) (Sec.509 IPC)</b>				
	Attempt to Commit	3	0	0	0
	Office	9	0	1	1
	Public Conveyance	2	0	0	0
	Public Place	24	5	4	6
	Other Places	32	1	2	10
	<b>Sub Total</b>	<b>70</b>	<b>6</b>	<b>7</b>	<b>17</b>
51	<b>SUICIDE (Sec.305, 306, 309 IPC)</b>				
	Dowry	6	2	0	0
	Abetment of Suicide	166	23	23	35
	Other Reasons	191	35	28	25
	Attempt to Commit suicide	79	7	5	12
	<b>Sub Total</b>	<b>442</b>	<b>67</b>	<b>56</b>	<b>72</b>
52	<b>UNNATURAL SEX (Sec.377 IPC)</b>				
	Abetment	0	0	0	0
	Animal	2	0	0	0
	Attempt	0	0	0	0
	Major - Man	3	0	0	0
	Major - Woman	3	0	1	2
	Minor - Boy	0	0	0	0
	Minor - Girl	0	0	0	0
	<b>Sub Total</b>	<b>8</b>	<b>0</b>	<b>1</b>	<b>2</b>
53	<b>WRONGFUL RESTRAINT/CONFINEMENT (Sec.341 to 348 IPC)</b>				
	Attempt to Commit	12	2	1	4
	To Extort Confession	2	0	0	1
	To Extort Property	11	0	0	1
	To settle Dispute	14	3	3	2
	Others	223	21	33	35
	<b>Sub Total</b>	<b>262</b>	<b>26</b>	<b>37</b>	<b>43</b>
54	<b>INFANTICIDE (Sec.315, 316 IPC)</b>				
	Male	0	0	0	0
	Female	0	0	0	0
	<b>Sub Total</b>	<b>0</b>	<b>0</b>	<b>0</b>	<b>0</b>
55	<b>OFFENCES RELATED TO MARRIAGE (Sec.493 to 498 IPC)</b>	29	1	5	4
56	<b>BUYING &amp; SELLING MINOR FOR PROSTITUTION (Sec.372, 373 IPC)</b>	0	0	0	0
57	<b>DOCUMENTS &amp; PROPERTY MARKS (Sec.483 to 489 IPC)</b>				
	Documents	1	0	0	0
	Property	0	1	0	0
	<b>Sub Total</b>	<b>1</b>	<b>1</b>	<b>0</b>	<b>0</b>
58	<b>DEFAMATION (Sec.500 to 502 IPC)</b>				
	Persons	3	0	1	0
	Printed Matter	1	0	0	0
	Others	1	0	0	0
	<b>Sub Total</b>	<b>5</b>	<b>0</b>	<b>1</b>	<b>0</b>
59	<b>ELECTION(Sec.171(E) to 171(1) IPC)</b>				
	Assembly	1015	0	11	2
	Parliament	3	0	0	1
	Other Elected Bodies	30	0	0	0
	<b>Sub Total</b>	<b>1048</b>	<b>0</b>	<b>11</b>	<b>3</b>
60	<b>SLAVERY (Sec.370, 371, 374 IPC)</b>				
	Man	0	0	0	0
	Woman	0	1	0	0
	Boy	0	0	0	0
	Girl	0	0	0	0
	<b>Sub Total</b>	<b>0</b>	<b>1</b>	<b>0</b>	<b>0</b>

Sl. No.	Heads of Crime	During the current year upto the end of month under review	During the corresponding month of previous year	During the previous month	During the current month
61	Attempting to commit offences (Sec.511 IPC)				
	Attempting to commit offences	108	18	23	22
	<b>Sub Total</b>	<b>108</b>	<b>18</b>	<b>23</b>	<b>22</b>
62	<b>ILLEGAL DETENTION (Sec.342 IPC)</b>	0	0	0	0
63	<b>FALSE EVIDENCE (Sec.191 to 205 IPC)</b>	12	4	1	1
64	<b>EXPOSURE AND ABANDONMENT OF CHILD (Sec.317 IPC)</b>				
	Boy	13	3	1	1
	Girl	24	0	3	5
	<b>Sub Total</b>	<b>37</b>	<b>3</b>	<b>4</b>	<b>6</b>
65	<b>OF ABETMENT (Sec.107 to 120 IPC)</b>	4	0	1	1
66	<b>FAILURE TO APPEAR TO COURT (Sec.174, 229A IPC)</b>				
	174 A	42	1	2	8
	229 A	113	18	4	11
	<b>Sub Total</b>	<b>155</b>	<b>19</b>	<b>6</b>	<b>19</b>
67	<b>Concealment of birth by secret disposal of Child</b>				
	Girl	18	1	1	3
	Boy	18	4	1	4
	<b>Sub Total</b>	<b>36</b>	<b>5</b>	<b>2</b>	<b>7</b>
68	<b>ASSAULT OR USE OF CRIMINAL FORCE TO DISROBE WOMEN</b>	10	1	0	3
69	<b>Disobedience to Order Promulgated by Public/Servant</b>				
	By Others	73	1	0	0
	By Private Institution	7	0	0	0
	By Govt. Institution	43	4	3	2
	<b>Sub Total</b>	<b>123</b>	<b>5</b>	<b>3</b>	<b>2</b>
70	<b>Human Trafficking</b>				
	Eunuch	0	0	0	0
	Men	0	0	0	0
	Boy	1	0	0	0
	Women	7	0	2	1
	Girl	0	1	0	0
	<b>Sub Total</b>	<b>8</b>	<b>1</b>	<b>2</b>	<b>1</b>
71	<b>Aadhaar Act</b>				
	Impersonation	0	0	0	0
	Offence by Company	0	0	0	0
	Offence by individual	0	0	0	0
	<b>Sub Total</b>	<b>0</b>	<b>0</b>	<b>0</b>	<b>0</b>
72	<b>Giving false information respecting an offence com</b>				
	Giving false information respecting an offence committed	3	1	0	0
	<b>Sub Total</b>	<b>3</b>	<b>1</b>	<b>0</b>	<b>0</b>
	<b>Total Cognizable Crime Under IPC</b>	<b>84273</b>	<b>10223</b>	<b>12911</b>	<b>14056</b>
	<b>B - SPECIAL &amp; LOCAL LAWS</b>				
1	<b>ANTIQUES (CULTURAL PROPERTY)</b>				
	Antiques & Art Treasures Act 1972	0	0	0	0
	Ancient Monument & Archaeological Sites And Remains Act 1958	2	1	0	0
	<b>Sub Total</b>	<b>2</b>	<b>1</b>	<b>0</b>	<b>0</b>
2	<b>ARMS ACT 1959</b>				
	Country Made - Non Prohibited Bore - In Disturbed Area	6	0	0	2
	Country Made - Non Prohibited Bore - In Other Area	77	15	8	20
	Country Made - Prohibited Bore - In Disturbed Area	3	0	0	0
	Country Made - Prohibited Bore - In Other Area	39	7	7	8
	Factory Made - Non Prohibited Bore - In Disturbed Area	2	0	0	0
	Factory Made - Non Prohibited Bore - In Other Area	17	4	3	0
	Factory Made - Prohibited Bore - In Disturbed Area	0	1	0	0
	Factory Made - Prohibited Bore - In Other Area	21	2	2	3
	<b>Sub Total</b>	<b>165</b>	<b>29</b>	<b>20</b>	<b>33</b>

Sl. No.	Heads of Crime	During the current year upto the end of month under review	During the corresponding month of previous year	During the previous month	During the current month
3	ANIMAL				
	The Karnataka Prevention of Slaughter and Preservation of Cattle Ordinance 2020	116	50	27	<b>8</b>
	Wild Life Preservation Act 1972	0	0	0	<b>0</b>
	Wild Life Protection Act 1972	2	0	0	<b>0</b>
	Prevention of Cruelty to Animals Act 1960	104	14	21	<b>18</b>
	Elephant (Preservation) Act 1879	0	0	0	<b>0</b>
	Cattle Trespass Act 1871	0	0	0	<b>0</b>
	<b>Sub Total</b>	<b>222</b>	<b>64</b>	<b>48</b>	<b>26</b>



Sl. No.	Heads of Crime	During the current year upto the end of month under review	During the corresponding month of previous year	During the previous month	During the current month
4	CINEMATOGRAPHY ACT 1952				
	Films	0	0	0	0
	Video	0	0	0	0
	<b>Sub Total</b>	<b>0</b>	<b>0</b>	<b>0</b>	<b>0</b>
5	CONSUMER				
	Liquified Petroleum Gas Supply & Control Order 2000	32	8	4	12
	Consumer (Protection) Act 1986	5	3	1	1
	Essential Commodities Act 1955	260	101	52	39
	Prevention of Food Adulteration Act 1954	2	2	0	0
	Packaged Commodities (Regulation) order 1975	0	2	0	0
	<b>Sub Total</b>	<b>299</b>	<b>116</b>	<b>57</b>	<b>52</b>
6	COPY RIGHT ACT 1957				
	By Company	86	18	12	17
	By Individual	43	5	9	10
	<b>Sub Total</b>	<b>129</b>	<b>23</b>	<b>21</b>	<b>27</b>
7	CIVIL RIGHTS				
	Protection of Civil Rights Act 1955	11	1	2	0
	<b>Sub Total</b>	<b>11</b>	<b>1</b>	<b>2</b>	<b>0</b>
8	SCHEDULED CASTE AND THE SCHEDULED TRIBES				
	Scheduled Caste	662	68	96	121
	Scheduled Tribes	159	18	33	21
	Scheduled Caste Women	262	28	51	45
	Scheduled Tribes Women	75	7	15	15
	<b>Sub Total</b>	<b>1158</b>	<b>121</b>	<b>195</b>	<b>202</b>
9	CHILDREN ACT				
	Child Labour (Prohibition & Regulation) Act 1986	78	5	18	11
	Child Marriage (Restraint) Act - 1929	91	16	17	20
	Juvenile Justice Act 1986	52	5	7	9
	Probation of offenders Act 1958	1	1	0	0
	Protection of Children from Sexual Offences Act 2012 (POCSO)	0	0	0	0
	<b>Sub Total</b>	<b>222</b>	<b>27</b>	<b>42</b>	<b>40</b>
10	PREVENTION OF CORRUPTION ACT 1988				
	Public Servant - Elected	0	0	0	0
	Public Servant - Gazetted - Central	0	0	0	0
	Public Servant - Gazetted - Defence	0	0	0	0
	Public Servant - Gazetted - Public Sector Undertaking	0	0	0	0
	Public Servant - Gazetted - State	0	0	0	0
	Public Servant - Non-Gazetted - Central	0	0	0	0
	Public Servant - Non-Gazetted - Defence	0	0	0	0
	Public Servant - Non-Gazetted - State	0	0	0	0
	<b>Sub Total</b>	<b>0</b>	<b>0</b>	<b>0</b>	<b>0</b>
11	CUSTOMS				
	Customs Act 1962	0	0	0	0
	Import/Export (Control) Act 1947	0	0	0	0
	<b>Sub Total</b>	<b>0</b>	<b>0</b>	<b>0</b>	<b>0</b>
12	Explosives				
	Explosives Substances Act 1908	17	0	4	2
	Explosives Act 1884	15	3	1	7
	Inflammable Substance Act 1952	0	0	0	0
	<b>Sub Total</b>	<b>32</b>	<b>3</b>	<b>5</b>	<b>9</b>
13	FOREIGN EXCHANGE				
	Smugglers and Foreign Exchange Manipulator Act 1976	0	0	0	0
	Foreign Exchange Regulation Act 1973	0	0	0	0
	Foreign Exchange Regulation Act 1952	0	0	0	0
	<b>Sub Total</b>	<b>0</b>	<b>0</b>	<b>0</b>	<b>0</b>
14	FOREIGNER				
	Foreigners Act 1946	7	10	0	0

Sl. No.	Heads of Crime	During the current year upto the end of month under review	During the corresponding month of previous year	During the previous month	During the current month
	Registration of Foreigners Act 1939	0	0	0	0
	<b>Sub Total</b>	<b>7</b>	<b>10</b>	<b>0</b>	<b>0</b>
15	FOREST				
	Indian Forest Act 1927	1	0	0	0
	Forest (Conservation) Act 1980	7	3	1	0
	<b>Sub Total</b>	<b>8</b>	<b>3</b>	<b>1</b>	<b>0</b>
16	HIJACKING				
	Foreign Aircraft - In India	0	0	0	0
	Foreign Aircraft - Outside India	0	0	0	0
	Indian Aircraft - In India	0	0	0	0
	Indian Aircraft - Outside India	0	0	0	0
	<b>Sub Total</b>	<b>0</b>	<b>0</b>	<b>0</b>	<b>0</b>
17	IMMORAL TRAFFIC				
	Organised	98	16	24	19
	Un-Organised	63	6	10	16
	<b>Sub Total</b>	<b>161</b>	<b>22</b>	<b>34</b>	<b>35</b>
18	BONDED LABOUR SYSTEM	29	1	1	0
19	INDIAN MOTOR VEHICLE	4	0	0	2
20	NARCOTIC DRUGS & PSYCHOTROPIC SUBSTANCES ACT				
	Cultivated/Processed	2584	324	827	414
	Synthetic	1900	230	464	404
	<b>Sub Total</b>	<b>4484</b>	<b>554</b>	<b>1291</b>	<b>818</b>
21	PASSPORT ACT				
	Foreigner	0	0	0	0
	Indian	6	3	0	1
	<b>Sub Total</b>	<b>6</b>	<b>3</b>	<b>0</b>	<b>1</b>
22	REPRESENTATIVE OF PEOPLE ACT 1951 & 1988				
	Assembly	314	0	0	5
	Parliament	0	0	0	0
	Other Elected Bodies	17	0	0	0
	<b>Sub Total</b>	<b>331</b>	<b>0</b>	<b>0</b>	<b>5</b>
23	KARNATAKA POLICE ACT 1963				
	Gambling - Matka (78 Class C)	3205	608	701	543
	Street Gambling (87)	3430	621	579	672
	House Gambling (79 & 80)	158	28	46	38
	Betting	328	11	11	12
	Others	858	24	42	41
	<b>Sub Total</b>	<b>7979</b>	<b>1292</b>	<b>1379</b>	<b>1306</b>
24	PREVENTION OF DAMAGE TO PUBLIC PROPERTY ACT 1984	80	13	12	16
25	POST & TELEGRAPH, TELEGRAPH WIRES (UNLAWFUL POSSESSION) ACT 1980	11	0	1	3
26	OFFICIAL SECURITY RELATED ACTS				
	Official Secrets Act 1923	0	0	0	0
	Essential Services Maintenance Act 1981	0	0	0	0
	<b>Sub Total</b>	<b>0</b>	<b>0</b>	<b>0</b>	<b>0</b>
27	PREVENTION OF TERRORISM ACT (POTA)	0	0	0	0
28	RAILWAYS ACT				
	Indian Railways Act 1989	2	1	0	0
	Railway Property (Unlawful Possession) Act 1966	1	0	1	0
	<b>Sub Total</b>	<b>3</b>	<b>1</b>	<b>1</b>	<b>0</b>
29	UNLAWFUL ACTIVITIES (Prevention) Act 1967	1	1	0	1
30	CRIMES RELATED TO WOMEN				
	Dowry Prohibition	1209	208	214	223
	Commission of SATI (Prevention) Act 1987	1	0	1	0
	Indecent Representation of Women (Prohibition) Act 1986	0	0	0	0
	<b>Sub Total</b>	<b>1210</b>	<b>208</b>	<b>215</b>	<b>223</b>
31	INDIAN LUNACY ACT	0	0	0	0

Sl. No.	Heads of Crime	During the current year upto the end of month under review	During the corresponding month of previous year	During the previous month	During the current month
32	INDIAN ELECTRICITY ACT	15	2	3	1
33	COTPA, CIGARETTES AND OTHER TOBACCO PRODUCTS	709	32	457	102
34	KARNATAKA STATE LOCAL ACTS				
	Karnataka Epidemic Diseases Act 2020	1	0	0	0
	Banning of Unregulated Deposit Schemes Act	0	0	0	0
	The Karnataka Prevention of Dangerous Activities of Bootleggers, Drug-offenders, Gamblers, Goonda Act	0	0	0	0
	Karnataka Cow Slaughters Act	172	62	53	17
	Motor Spirit and High Speed Diesel (Regulation of supply, Distribution and Prevention of Malpractice	0	0	0	0
	Karnataka Prevention of Slaughter and Preservation of Cattle Act 2020	149	35	41	19
	Disaster Management Act 2005	1	0	0	0
	Karnataka Excise Act 1965	6687	726	777	677
	Karnataka Forest Act 1963	38	13	2	6
	Karnataka Education Act 1983 As Amended Upto Date	7	0	0	1
	Karnataka Kerosene Restriction Unuse Act 1956	0	0	0	0
	Karnataka University Act	0	0	0	0
	Karnataka Corruption Act	1	0	1	0
	Karnataka Medical Registration Act 1965	1	0	1	0
	Karnataka Land & Revenue Act 1964 & 2007	14	3	3	2
	Karnataka Kerosene Dealers License Order 1969	0	0	0	0
	Karnataka Society Registration Act	0	0	0	0
	Karnataka Minor Mineral Consistent Rule 1994	33	6	12	2
	Bangalore Development Authority Act	1	0	1	0
	Karnataka Prohibition of Beggery Act 1975	15	0	0	0
	Karnataka Municipalities Act 1964	1	1	0	0
	Karnataka Irrigation Act 1963	3	0	0	0
	Karnataka Fire Force act 1964	3	0	2	1
	Karnataka Consumer Protection Act 1986	0	0	0	0
	Karnataka Lottery Act	43	8	9	6
	Karnataka Weight & Measurement Act	0	0	0	0
	Karnataka Agriculture Marketing Regulation Act	0	0	0	0
	Karnataka Revenue Act	1	0	0	1
	Karnataka Mining Act	6	0	0	0
	Karnataka Betting Tax Act	0	0	0	0
	Karnataka Panchayat Raj Act	0	0	0	0
	Karnataka Open Place Disfigurement Act 1951	274	20	2	3
	Karnataka Right To Information Act 2000 & 2008	0	0	0	0
	Karnataka Urban Development Act 1987	0	0	0	0
	Karnataka Town & City Planning Act 1961	0	0	0	0
	Karnataka Race Betting Act	0	0	0	0
	Karnataka Devadasi's (Prohibition Of Dedication) Act 1982	0	0	0	0
	Cooperative Society Act	1	0	0	0
	Karnataka Entertainment Tax Act 1958	3	1	0	0
	Karnataka Land Acquisition (Prohibition) Act 2007	1	0	0	0
	Karnataka Money Lender Act 1961	3	2	0	1
	Karnataka Stamp Act 1957	0	0	0	0
	Karnataka Prisoners Act 1963 & 1974	24	13	1	2
	Karnataka Private Medical Institution Act 2007	1	0	0	0
	MMRD (Mines & Minerals Regulation Development ) Act 1957	69	4	12	17
	Karnataka Treasure Trove Act 1962	2	0	0	0
	Karnataka Prohibition of Charging Exorbitant Interest Act 2004	6	2	0	1
	Karnataka Ayurvedic And Unani Pract. Regis. & Medical Prac. Misc. Prov. Act	0	0	0	0
	Other Local Acts	119	14	17	9
	Sub Total	<b>7680</b>	<b>910</b>	<b>934</b>	<b>765</b>

Sl. No.	Heads of Crime	During the current year upto the end of month under review	During the corresponding month of previous year	During the previous month	During the current month
35	CYBER CRIME				
	Information Technology Act 2000, 2009	11416	1156	1760	<b>2067</b>
	Sub Total	<b>11416</b>	<b>1156</b>	<b>1760</b>	<b>2067</b>
36	NATIONAL SECURITY ACT	0	0	0	<b>0</b>
37	POCSO				
	Custodial Rape	0	0	0	<b>0</b>
	Gang Rape	5	0	0	<b>1</b>
	Rape with Murder	0	0	0	<b>0</b>
	Rape	1427	180	237	<b>202</b>
	Others	580	71	77	<b>105</b>
	Sub Total	<b>2012</b>	<b>251</b>	<b>314</b>	<b>308</b>
	<b>Total (Item 1 to 36)</b>	<b>38386</b>	<b>4844</b>	<b>6793</b>	<b>6042</b>
<b>C. CRIMES AGAINST WOMEN</b>					
1	Rape (Sec. 376 IPC)				
	1.1 Custodial Rape	0	0	0	<b>0</b>
	1.2 Gang Rape	7	0	2	<b>3</b>
	1.3 other Cases of Rape	331	52	64	<b>45</b>
	Sub Total	<b>338</b>	<b>52</b>	<b>66</b>	<b>48</b>
2	Outraging modesty (Molestation) (sec.354 IPC)	3629	404	629	<b>587</b>
3	Kidnapping & Abduction of Women: (Sec.366 IPC)	90	9	23	<b>15</b>
4	Insulting modesty (Eve-Teasing) (Sec.294 & 509 IPC if victim is a woman)	70	6	7	<b>17</b>
5	Murder for Dowry - by burning (Sec.302 IPC)	0	0	0	<b>0</b>
6	Murder for Dowry - by other means (Sec.302 IPC)	4	1	1	<b>0</b>
7	Murder for other reasons	241	37	37	<b>35</b>
8	Attempt to Commit Murder for dowry by burning (Sec.307 IPC)	0	0	0	<b>0</b>
9	Attempt to Commit Murder for dowry by other means (Sec.307 IPC)	29	4	5	<b>3</b>
10	Attempt to Commit murder for other reasons	479	45	92	<b>83</b>
11	Dowry Death-by burning (Sec.304-B IPC)	1	0	0	<b>0</b>
12	Dowry Death-by other Means (Sec.304(B) IPC)	82	16	9	<b>15</b>
13	Cruelty by Husband or Relatives of Husband (Sec.498-A IPC)	1746	229	350	<b>322</b>
14	Abetment of Suicide (Sec.306 IPC)	88	8	11	<b>16</b>
15	Immoral Traffic (prevention) Act.	161	22	34	<b>35</b>
16	Indecent Representation of Women(Prohibition) Act-1986	0	0	0	<b>0</b>
17	Pornography	2		0	<b>0</b>
18	Offences against Public Servants (Sec.182-188-333-353 IPC)	73	8	12	<b>10</b>
19	Offences related to Marriage	22	1	4	<b>3</b>
20	Cyber Crimes	4185	410	659	<b>753</b>
	<b>Total (Item 1 to 20)</b>	<b>11240</b>	<b>1252</b>	<b>1939</b>	<b>1942</b>

Sl. No.	Heads of Crime	During the current year upto the end of month under review	During the corresponding month of previous year	During the previous month	During the current month
<b><u>D.CRIME AGAINST CHILDREN</u></b>					
1	Infanticide/ Foeticide (Sec. 315 & 316 IPC)	0	0	0	<b>0</b>
2	Rape on Minor	0	0	0	<b>0</b>
3	Exposure & abandonment (Sec. 317 IPC)	37	3	4	<b>6</b>
4	Kidnapping & Abduction of Children	1931	344	280	<b>344</b>
4.1	For Ransom - of Children	3	1	0	<b>1</b>
4.2	of Children - for begging	0	0	0	<b>0</b>
4.3	of Girls - Immoral Purpose	1	0	0	<b>0</b>
4.4	With intent to Steal from Child	0	0	0	<b>0</b>
4.5	Lawful Guardianship	1	0	0	<b>0</b>
4.6	Procuration of Minor Girls - For Prostitution	0	0	0	<b>0</b>
4.7	Procuration of Minor Girls - Importing of Girl	1	0	0	<b>0</b>
4.8	Procuration of Minor Girls - For Other Purposes	6	0	2	<b>0</b>
	<b>Sub Total</b>	<b>1943</b>	<b>345</b>	<b>282</b>	<b>345</b>
5	Selling of girls for Prostitution (Sec.372 IPC)	0	0	0	<b>0</b>
6	The Prohibition of Child Marriage Act - 2006	1	1	0	<b>0</b>
7	POCSO Act	2012	251	314	<b>308</b>
8	Death of Children due to miscarriage	6	1	2	<b>1</b>
9	Juvenile Justice Act	52	5	7	<b>9</b>
10	Child Labour (Pro.& Reg.) Act	78	5	18	<b>11</b>
11	Probation of Offenders Act	1	1	0	<b>0</b>
	<b>Total (Item 1 to 11)</b>	<b>4130</b>	<b>612</b>	<b>627</b>	<b>680</b>

Sl. No.	Heads of Crime	During the current year upto the end of month under review	During the corresponding month of previous year	During the previous month	During the current month
<b><u>E. CRIME AGAINST SCHEDULED CASTES / TRIBES BY NON SCs/STs</u></b>					
1	Murder	52	8	9	11
2	Rape	133	21	27	13
3	Kidnapping	28	1	3	2
4	Offences under the Protection of Civil Rights Act.	4	0	0	0
5	Offences under the SC & ST (prevention of Atrocities) Act 1989 (if the victim is SC)	941	91	156	176
	<b>Total (Item 1 to 5)</b>	<b>1158</b>	<b>121</b>	<b>195</b>	<b>202</b>

### **G. MOTOR VEHICLE ACCIDENTS (DURING JULY 2023)**

Sl.No.	Location of Accidents	No. of Cases			No. of Persons		
		Fatal	Non-Fatal	Total	Killed	Injured	Total
1	National Highways	286	815	1101	300	1355	1655
2	State Highways	199	562	761	209	888	1097
3	Other Roads	287	1226	1513	299	1634	1933
	<b>TOTAL</b>	<b>772</b>	<b>2603</b>	<b>3375</b>	<b>808</b>	<b>3877</b>	<b>4685</b>

1. 772 Fatal cases have been reported in July 2023, on an average 25 fatal cases reported per day.
2. 2603 Non Fatal cases have been reported in July 2023, on an average 84 non fatal cases reported per day
3. Out of 772 fatal cases reported 286 of the cases are on National Highways.
4. Out of 2603 non fatal cases reported 815 of the cases are on National Highways.
5. Out of 808 persons killed in road accidents 300 persons killed in National highways, i.e., 37% persons killed in National highways
6. Out of 3877 persons injured in road accidents 1355 persons injured in National highways, i.e., 35% Persons injured in National highways

**KARNATAKA SAKALA SERVICES ACT, 2011 AND (AMENDMENT) ACT, 2014****Unitwise - Month wise Report on Receipts & Disposals - July - 2023**

Police Department has implemented 24 SAKALA Services through PoliceIT Application. The district wise details of received, disposed and overdue status of services for July 2023 as on 31.07.2023 are as under.

SI No	District	No. of SAKALA Receipts during the Month	No. of SAKALA Disposals during the Month	No. of Pendency After due date as on 31.07.2023
1	Bengaluru City	35411	32410	5
2	Belagavi City	1221	1222	10
3	Hubli-Dharwad City	1322	1399	138
4	Mysore City	2965	2727	8
5	Mangalore City	3901	2573	93
6	Bagalkot	2286	1996	6
7	Ballari	1284	1263	11
8	Belagavi	3178	3965	302
9	Bengaluru Rural	5674	5254	374
10	Bidar	1711	1534	11
11	Chamarajanagar	1550	1424	7
12	Chikkaballapura	1927	2108	0
13	Chikkamagaluru	2022	1946	2
14	Chitradurga	1652	1632	37
15	Dakshina Kannada	1359	1508	0
16	Davanagere	2937	2588	1
17	Dharwad	1065	1050	6
18	Gadag	850	841	0
19	Hassan	2902	2644	0
20	Haveri	1497	1345	25
21	Kalaburagi	1783	1270	1
22	Kodagu	1006	1002	1
23	Kolar	1899	2118	38
24	KGF	922	910	3
25	Koppal	734	912	0
26	Mandya	3193	2888	18
27	Mysuru	3646	4070	21
28	Raichur	1410	1275	12
29	Ramanagara	2594	2220	1
30	Shivamogga	2837	3283	42
31	Tumakuru	3552	3501	33
32	Udupi	1879	1770	0
33	Uttara Kannada	2784	2810	1
34	VijayaNagara	981	930	13
35	Vijayapura	2461	2483	3
36	Yadgir	864	526	97
	<b>Total</b>	<b>109259</b>	<b>103397</b>	<b>1320</b>



**KARNATAKA SAKALA SERVICES ACT, 2011 AND (AMENDMENT) ACT, 2014****Unitwise - Month wise Report on Receipts & Disposals - July - 2023**

**Police Department has implemented 24 SAKALA Services through PoliceIT Application. The Service wise details of received, disposed and overdue status of services for July 2023 as on 31.07.2023 are as under**

<b>Sl. No</b>	<b>Service Name</b>	<b>Stipulated Time</b>	<b>No. of Receipts During the Month</b>	<b>No. of Disposal During the Month</b>
1	Arms License Issue and Renewal Verification	30	3	0
2	Certification of Finger Print	20	4	3
3	Disposal of Petitions	45	32425	28625
4	Issue of copy of FIR to the complaintant	1	21199	21199
5	License for Amplified Sound System	3	146	141
6	License for Amusement	15	0	0
7	Missing Report of documents, Mobile phone etc	1	8120	8121
8	No objection to return to India permission in respect of Tibetans	20	1	1
9	No obligation to return to India (NORI) Certificate	20	0	0
10	NOC for Crackers License	7	1	1
11	NoC for Passport Verification	20	690	737
12	NOC for petrol pump,gas agency,hotel,bar etc.	7	1	2
13	NOC for Residencial Permit Extension	7	0	0
14	NOC required for setting up of Petroleum, Diesel and Naphtha, Sale, Transport	21	0	0
15	Permission for Peaceful Assembly and procession	15	0	0
16	Police Clearance Certificate for going abroad (Visa for studies)/ Police Clearance Certificate for Foreign Nationals	20	335	324
17	Police verification Certificate for Coolies/Loader/Class IV Security Staff/ Supervisor at Airport (Individual applicants only)	20	9349	9023
18	Police Verification Certificate for domestic servants/house keeping	20	63	60
19	Police Verification Certificate for Institutions/ Companies	20	111	109
20	Police verification Certificate for Marriage Alliances	20	15	15
21	Police verification Certificate for Training Apprenticeship at Public Undertakings /for trainees/ Workers working on daily wages at Govt. Institutions	20	5291	3664
22	PVC for Central /State Govt. employees if request is received directly by the employee	20	836	925
23	Service Verification	20	30669	30447
24	Temporary Licence for Sale of Crackers	7	0	0
	<b>Total</b>		<b>109259</b>	<b>103397</b>

**Comparitive Crime Statement 17 for the Years 2021, 2022, and 2023**

KARNATAKA STATE	2021														2022														2023 As on 31/07/2023													
	Rep	Fal	Tr	Tru	NI	Con	Dis/ACQ	Com	PT	UI	Un	OD	AB	Rep	Fal	Tr	Tru	NI	Con	Dis/ACQ	Com	PT	UI	Un	OD	AB	Rep	Fal	Tr	Tru	NI	Con	Dis/ACQ	Com	PT	UI	Un	OD	AB			
<b>PART-I (IPC Cases)</b>																																										
Murder	1346	65	28	1254	0	8	65	0	1039	46	46	3	47	1375	61	33	1281	0	0	15	0	1118	103	7	1	37	783	9	17	757	0	0	0	0	368	380	0	0	9			
Attempt to murder	2450	151	9	2290	0	11	112	7	2051	49	34	7	19	2861	129	8	2724	0	6	41	8	2091	550	12	13	3	1654	33	3	1618	0	0	0	0	407	1207	0	2	2			
C.H.Not Amounting to murder	88	8	0	80	0	0	6	0	68	4	0	0	2	94	10	2	82	0	1	1	0	59	19	0	0	2	37	0	0	37	0	0	0	0	7	30	0	0	0			
Dacoity	180	19	3	158	0	0	4	0	129	15	10	0	0	220	16	4	200	0	0	0	0	143	50	7	0	0	95	0	2	93	0	0	0	0	25	68	0	0	0			
Preparation And Assembly For Dacoity	389	0	0	389	0	1	5	0	379	3	1	0	0	294	0	0	294	0	0	3	0	273	18	0	0	0	76	0	0	76	0	0	0	0	37	39	0	0	0			
Robbery	978	33	22	923	0	3	18	1	702	29	169	0	1	1068	37	11	1020	0	1	6	3	711	203	92	4	0	666	7	6	653	0	0	0	0	154	495	4	0	0			
Chain Snatching	664	13	5	646	0	2	11	0	454	17	162	0	0	669	3	8	658	0	1	3	1	405	168	79	1	0	354	2	2	350	0	0	0	0	59	291	0	0	0			
H.B.T by day	805	26	2	777	0	8	13	1	380	22	350	1	2	991	29	0	962	0	2	3	0	365	262	328	2	0	655	8	0	647	0	0	0	0	67	558	22	0	0			
H.B.T by night	4015	40	3	3972	0	31	34	6	1540	120	2235	2	4	4437	38	3	4396	0	14	7	2	1361	1113	1895	2	2	2628	8	0	2620	0	0	0	0	198	2268	153	1	0			
House theft	914	51	2	861	0	5	12	6	370	9	455	3	1	1293	60	1	1232	0	4	6	4	390	130	697	1	0	1169	18	0	1151	0	0	0	0	125	895	130	1	0			
Ordinary Theft	15909	377	199	15333	0	363	243	1698	4196	126	8569	120	18	19460	481	296	18683	0	223	99	1256	5085	2079	9815	117	9	12019	193	110	11716	0	29	5	78	1112	8840	1642	8	2			
Cattle thefts	412	5	3	404	0	4	6	23	176	9	184	2	0	478	8	1	469	0	0	5	16	169	88	187	2	2	204	2	1	201	0	0	0	1	17	166	17	0	0			
Receiving stolen Property	1	0	0	1	0	0	0	0	1	0	0	0	0	2	0	0	2	0	1	0	0	0	0	0	1	0	1	0	0	1	0	0	0	0	0	1	0	0	0			
Cheating	5422	1587	154	3681	0	11	14	77	1937	1054	491	84	13	6409	1405	155	4849	1	9	13	33	1389	2936	420	41	8	3713	259	45	3409	0	0	0	1	135	3240	24	9	0			
Cr.Br.Trust	478	136	9	333	0	0	1	5	174	129	15	9	0	460	82	7	371	0	0	0	2	100	257	6	6	0	279	14	1	264	0	0	0	0	11	253	0	0	0			
C.C.Notes	33	0	0	33	0	0	0	0	17	2	14	0	0	29	0	0	29	0	0	0	0	9	11	9	0	0	17	0	1	16	0	0	0	0	3	12	1	0	0			
<b>Sub Total - PART-I</b>	<b>34084</b>	<b>2511</b>	<b>439</b>	<b>31135</b>	<b>0</b>	<b>447</b>	<b>544</b>	<b>1824</b>	<b>13613</b>	<b>1634</b>	<b>12735</b>	<b>231</b>	<b>107</b>	<b>40140</b>	<b>2359</b>	<b>529</b>	<b>37252</b>	<b>1</b>	<b>262</b>	<b>202</b>	<b>1325</b>	<b>13668</b>	<b>7987</b>	<b>13554</b>	<b>191</b>	<b>63</b>	<b>24350</b>	<b>553</b>	<b>188</b>	<b>23609</b>	<b>0</b>	<b>29</b>	<b>5</b>	<b>80</b>	<b>2725</b>	<b>18743</b>	<b>1993</b>	<b>21</b>	<b>13</b>			
<b>PART-II (IPC Cases)</b>																																										
304(A),IPC	9868	97	18	9753	2	355	531	13	6866	43	839	12	1094	11313	77	19	11217	2	202	136	9	8212	937	764	10	947	6857	16	20	6821	0	9	3	0	1972	4599	73	3	162			
279,337,338 IPC	25197	199	18	24980	0	14738	255	274	8695	56	831	55	76	28913	207	20	28686	0	12172	142	232	13821	1292	918	61	48	18447	29	8	18410	0	1845	6	34	6702	9703	116	1	3			
Rioting	3972	360	5	3607	2	12	342	61	3098	55	25	11	3	3931	316	9	3606	0	7	101	29	2701	737	25	4	2	2261	49	1	2211	0	0	1	3	467	1738	2	0	0			
Hurts	13328	680	16	12633	1	90	1539	396	10295	65	189	32	27	15345	761	21	14563	0	51	593	249	12234	1234	164	23	15	9900	201	7	9692	0	5	8	31	3493	6118	35	1	1			
Acid Attack (326(a))	2	1	0	1	0	0	0	0	0	0	1	0	0	7	1	0	6	0	0	0	0	6	0	0	0	0	2	0	0	2	0	0	0	0	1	1	0	0	0			
Kidnapping	2771	2398	39	334	1	3	27	1	181	91	30	1	0	3265	2717	37	511	0	0	12	1	189	286	18	2	1	2097	990	10	1097	0	0	0	0	43	1051	2	1	0			
304(B) IPC	157	5	0	152	0	0	15	0	136	0	0	0	1	161	10	1	150	0	0	1	0	136	13	0	0	0	83	3	1	79	0	0	0	0	39	40	0	0	0			
498 (A) IPC	2281	215	61	2005	0	5	250	19	1682	30	0	12	7	2789	200	57	2532	0	4	71	10	2083	354	0	5	5	1746	33	17	1696	0	0	0	0	476	1218	0	2	0			
354 IPC Molestation	4914	408	26	4481	0	12	363	35	3966	62	22	10	11	5869	454	24	5391	1	3	137	17	4433	763	28	7	3	3628	91	13	3524	0	0	2	2	882	2632	3	2	1			
Rape	557	27	29	501	0	1	39	0	441	5	3	10	2	537	41	30	466	0	0	6	0	408	48	0	4	0	339	6	18	315	0	0	0	0	120	194	0	1	0			
353 IPC	1111	48	3	1060	0	20	29	1	940	33	32	3	2	992	34	0	958	0	9	4	1	742	193	5	2	2	579	4	1	574	0	1	0	0	157	413	0	3	0			
Other IPC	15764	1247	52	14465	0	5113	359	346	7535	453	541	66	52	14105	1143	75	12888	0	4079	93	246	5935	1976	494	42	23	13988	282	26	13680	0	2642	3	84	4338	6543	64	4	2			
<b>Sub Total - PART-II</b>	<b>79922</b>	<b>5685</b>	<b>267</b>	<b>73972</b>	<b>6</b>	<b>20349</b>	<b>3749</b>	<b>1146</b>	<b>43835</b>	<b>893</b>	<b>2513</b>	<b>212</b>	<b>1275</b>	<b>87227</b>	<b>5961</b>	<b>293</b>	<b>80974</b>	<b>3</b>	<b>16527</b>	<b>1296</b>	<b>794</b>	<b>50900</b>	<b>7833</b>	<b>2416</b>	<b>160</b>	<b>1046</b>	<b>59927</b>	<b>1704</b>	<b>122</b>	<b>58101</b>	<b>0</b>	<b>4502</b>	<b>23</b>	<b>154</b>	<b>18690</b>	<b>34250</b>	<b>295</b>	<b>18</b>	<b>169</b>			

**Comparative Crime Statement 17 for the Years 2021, 2022, and 2023**

KARNATAKA STATE	2021														2022														2023 As on 31/07/2023														
	Rep	Fal	Tr	Tru	NI	Con	Dis/ACQ	Com	PT	UI	Un	OD	AB	Rep	Fal	Tr	Tru	NI	Con	Dis/ACQ	Com	PT	UI	Un	OD	AB	Rep	Fal	Tr	Tru	NI	Con	Dis/ACQ	Com	PT	UI	Un	OD	AB				
<b>PART-III (SLL Cases)</b>																																											
Arms Act	366	5	1	360	0	6	11	0	324	10	7	1	1	271	6	1	264	0	0	0	0	203	59	1	1	0	165	2	1	162	0	0	0	0	48	114	0	0	0				
Cow Slaughter	541	4	1	536	0	20	5	0	483	11	14	1	2	406	3	1	402	0	5	0	1	316	65	13	2	0	172	1	1	170	0	0	0	0	48	121	1	0	0				
Animal Sacrifice Act	311	11	4	296	0	25	2	2	240	4	19	2	2	462	17	2	443	0	11	1	1	327	80	22	1	0	222	1	1	220	0	2	0	0	68	149	1	0	0				
P.I.T Act	232	2	0	230	0	1	3	0	224	2	0	0	0	240	1	0	239	0	3	0	0	199	36	1	0	0	161	1	1	159	0	0	0	0	46	113	0	0	0				
POCSO	2872	38	88	2746	0	88	760	4	1860	5	6	4	19	3166	50	96	3020	0	40	350	3	2551	41	9	12	14	2012	10	72	1930	0	0	19	0	1106	802	0	2	1				
K.P Act	336	5	0	331	0	127	4	0	193	1	1	4	1	460	4	1	455	0	111	3	1	305	25	2	6	2	858	92	0	766	0	45	1	0	319	394	1	6	0				
E.C Act	472	18	2	452	0	1	9	0	401	35	0	5	1	813	14	2	797	0	3	0	0	525	252	5	11	1	260	1	1	258	0	0	0	0	40	215	0	3	0				
SC/ST/Act	1750	299	48	1403	2	4	135	3	1210	35	5	10	1	2136	336	121	1679	1	4	46	2	1456	161	3	5	2	1157	71	24	1062	0	0	1	0	443	613	3	2	0				
Explosive Act	183	19	0	164	0	16	1	1	112	11	20	2	1	61	3	1	57	0	4	0	0	19	29	5	0	0	32	1	0	31	0	0	0	0	3	27	1	0	0				
N.D.P.S Act	5789	5	0	5784	0	1729	39	7	3939	14	5	39	12	6406	12	4	6390	0	1800	17	7	4346	179	10	29	2	4484	3	2	4479	0	571	2	3	2505	1394	1	2	1				
TADA Act	0	0	0	0	0	0	0	0	0	0	0	0	0	0	0	0	0	0	0	0	0	0	0	0	0	0	0	0	0	0	0	0	0	0	0	0	0	0	0	0	0		
PCR Act	2	2	0	0	0	0	0	0	0	0	0	0	0	4	1	0	3	0	0	0	0	3	0	0	0	0	11	0	0	11	0	0	0	0	1	10	0	0	0				
R.P.Act	37	5	2	30	0	4	0	0	18	3	5	0	0	6	2	0	4	0	0	0	0	2	2	0	0	0	331	9	6	316	0	10	0	1	86	212	6	1	0				
Children Act	401	45	25	331	0	15	14	1	285	12	1	3	0	356	31	14	311	0	12	3	1	230	62	1	2	0	222	13	6	203	0	0	0	0	33	167	3	0	0				
Sati Act	0	0	0	0	0	0	0	0	0	0	0	0	0	0	0	0	0	0	0	0	0	0	0	0	0	0	0	0	0	0	0	0	0	0	0	0	0	0	0	0			
Cinema Autography Act	0	0	0	0	0	0	0	0	0	0	0	0	0	1	1	0	0	0	0	0	0	0	0	0	0	0	0	0	0	0	0	0	0	0	0	0	0	0	0	0	0		
Gambling Act	14082	2	2	14078	0	7904	152	78	5840	19	6	67	12	13044	1	0	13043	0	5230	47	56	7529	134	0	40	7	7121	2	1	7118	0	1048	6	15	4191	1855	0	3	0				
Excise Act	7523	1	0	7522	0	2974	269	88	4118	16	6	21	30	8866	0	0	8866	0	3510	132	60	4987	105	2	47	23	6687	1	1	6685	0	812	8	22	3169	2667	4	2	1				
D.P Act	1883	130	82	1671	0	0	132	20	1426	68	1	23	1	2229	154	55	2020	0	0	39	11	1552	396	0	21	1	1209	12	19	1178	0	0	0	0	200	974	0	4	0				
Other Special and Local Laws	13020	232	32	12756	0	1814	114	2044	2835	1021	4820	93	15	14481	180	17	14284	0	275	16	1310	1931	5548	5185	12	7	13281	30	5	13246	0	108	0	144	931	11809	251	2	1				
Sub Total - PART-III	49800	823	287	48690	2	14728	1650	2248	23508	1267	4916	275	98	53408	816	315	52277	1	11008	654	1453	26481	7174	5259	189	59	38385	250	141	37994	0	2596	37	185	13237	21636	272	27	4				
<b>PART-IV (Cr.PC)</b>																																											
107 Cr.p.C	0	0	0	0	0	0	0	0	0	0	0	0	0	1	0	0	1	0	0	0	0	1	0	0	0	0	0	0	0	0	0	0	0	0	0	0	0	0	0	0	0		
109 Cr.p.c	2	0	0	2	0	1	0	0	1	0	0	0	0	1	0	0	1	0	1	0	0	0	0	0	0	0	0	0	0	0	0	0	0	0	0	0	0	0	0	0	0	0	
110 Cr.P.C	1	0	0	1	0	0	0	0	0	0	0	0	0	0	0	0	0	0	0	0	0	0	0	0	0	0	0	0	0	0	0	0	0	0	0	0	0	0	0	0	0	0	
145 CR.P.C	0	0	0	0	0	0	0	0	0	0	0	0	0	0	0	0	0	0	0	0	0	0	0	0	0	0	0	0	0	0	0	0	0	0	0	0	0	0	0	0	0	0	
151 CR.p.c	0	0	0	0	0	0	0	0	0	0	0	0	0	0	0	0	0	0	0	0	0	0	0	0	0	0	1	0	0	1	0	0	0	0	0	0	0	1	0	0	0	0	
41(1)(d) 102 Cr.P.C	84	3	9	72	0	6	0	6	35	0	0	25	0	80	2	15	63	0	4	0	2	34	10	0	12	1	32	0	3	29	0	0	0	0	6	21	0	2	0				
Other Cr.P.C	8	0	1	7	0	2	0	1	2	1	0	1	0	4	1	1	2	0	1	0	0	1	0	0	0	1	0	0	1	0	0	0	0	0	0	0	1	0	0	0	0		
Sub Total - PART-IV	95	3	10	82	0	9	0	7	38	1	0	26	0	86	3	16	67	0	6	0	2	36	10	0	12	1	34	0	3	31	0	0	0	0	6	23	0	2	0				
Grand Total	163901	9022	1003	153879	8	35533	5943	5225	80994	3795	20164	744	1480	180861	9139	1153	170570	5	27803	2152	3574	91085	23004	21229	552	1169	122696	2507	454	119735	0	7127	65	419	34658	74652	2560	68	186				
<b>PART-V (Missing Cases)</b>																																											
Head Name	Rep	Fal	Tr	Tru	UI	Tra	Untra							Rep	Fal	Tr	Tru	UI	Tra	Untra							Rep	Fal	Tr	Tru	UI	Tra	Untra										
Missing Person	15159	183	16	14955	480	13826	649							17696	161	22	17512	1683	15694	135						11732	81	12	11637	2673	8957	7											
<b>PART-VI (PAR Cases)</b>																																											
Head Name	Rep	Fal	Tr	Tru	UI	OD	BO							Rep	Fal	Tr	Tru	UI	OD	BO							Rep	Fal	Tr	Tru	UI	OD	BO										
PAR (Cr.PC)	22159	0	0	22159	8481	336	13342							41376	0	0	41376	16950	452	23974						34714	0	0	34714	21043	124	13547											

**Police IT Monthly Progress Report as on July- 2023**

**PoliceIT Pragathi - 01.01.2022 to 31.07.2023**

Rank	Score	(5)		(3)		(2)		(5)		(5)		(5)		(5)		(5)		(5)		(5)		(5)		(40)		(100)		Total	Previous Month Rank			
	Name of the Unit/District	FIR		UDR		PAR		Property Seizure/PF		Crime Details/ Spot Mahazar		Arrest/ Surrender		Charge Sheet		Final Report B, C & UDR		Total MoB		Total History Sheet		Total Rowdy Sheet		Court Disposal		UI Cases (From 2011-2022)			Data Quality (Given by SCR)	in PIT	43	44
		Actual	In PIT	Actual	In PIT	Actual	In PIT	Actual	In PIT	Actual	In PIT	Actual	In PIT	Actual	In PIT	Actual	In PIT	Actual	In PIT	Actual	In PIT	Actual	In PIT	Actual	In PIT	Actual	In PIT					
1	2	3	5	6	8	9	11	12	14	15	17	18	20	21	23	24	26	27	29	30	32	33	35	36	38	39	41	42				
1	DCP SouthEast DIV, Bengaluru City	9709	9709	1116	1116	767	767	2931	2931	10688	10688	3926	3926	3568	3568	2222	2222	4898	4898	14	14	869	869	842	842	1159	1159	40.000	100.000	1	◀▶	
1	Kalaburagi City	4249	4249	357	357	1017	1017	2351	2351	4376	4376	4023	4023	2174	2174	757	757	2630	2630	43	43	1466	1466	884	884	629	629	40.000	100.000	1	◀▶	
1	DCP West DIV, Bengaluru City	12790	12790	1835	1835	1744	1744	4204	4204	12873	12873	7885	7885	5418	5418	4354	4354	3025	3025	28	28	1370	1370	2178	2178	714	714	40.000	100.000	1	◀▶	
1	Belagavi City	3825	3825	642	642	831	831	1474	1474	4464	4464	2334	2334	1684	1684	789	789	2413	2413	18	18	1058	1058	588	588	646	646	40.000	100.000	1	◀▶	
1	DCP Central DIV, Bengaluru City	5789	5789	467	467	465	465	1871	1871	5481	5481	2531	2531	2337	2337	1925	1925	4356	4356	16	16	563	563	785	785	571	571	40.000	100.000	5	▲	
2	Belagavi Dist.	11119	11119	2260	2260	2406	2406	6336	6336	11988	11988	9875	9875	6422	6422	2418	2418	3686	3686	46	46	702	702	1875	1875	1058	1058	39.999	99.999	1	▼	
2	Dharwad	3078	3078	729	729	877	877	2232	2232	3802	3802	2878	2878	1928	1928	915	915	867	867	8	8	287	287	811	811	220	220	39.999	99.999	1	▼	
2	Vijayapura	7513	7513	1192	1192	2537	2537	3756	3756	8692	8692	4898	4898	4059	4059	1080	1080	2479	2479	35	35	1312	1312	897	897	879	879	39.999	99.999	2	◀▶	
2	Gadag	3529	3529	576	576	1884	1884	2265	2265	4076	4076	2954	2954	2099	2099	604	604	1314	1314	20	20	484	484	2185	2185	242	242	39.999	99.999	1	▼	
2	Bagalkot	5262	5262	836	836	1497	1497	3520	3520	6092	6092	3321	3321	2563	2563	939	939	181	181	4	4	78	78	942	942	546	546	39.999	99.999	1	▼	
2	Koppal	4950	4950	628	628	2567	2567	3334	3334	4950	4950	4724	4724	3541	3541	836	836	1964	1964	31	31	893	893	550	550	288	288	39.999	99.999	1	▼	
2	Bidar	6799	6799	724	724	2604	2604	5379	5379	7076	7076	8272	8272	4651	4651	1308	1308	1993	1993	43	43	987	987	3432	3432	295	295	39.999	99.999	4	▲	
3	Kalaburgi Dist.	12469	12469	1616	1616	3649	3649	10090	10090	12706	12706	16518	16518	9655	9655	2421	2421	2277	2277	19	19	2192	2192	5768	5768	546	546	39.998	99.998	1	▼	
3	Mangaluru City	4712	4712	1165	1165	2460	2460	3152	3152	5459	5459	3679	3679	2884	2884	1212	1212	2957	2957	17	17	1558	1558	1324	1324	518	518	39.998	99.998	6	▲	
4	KGF	2306	2306	274	274	1050	1050	1538	1538	1870	1870	1307	1307	1338	1338	388	388	2046	2046	31	31	911	911	592	592	344	344	39.996	99.996	8	▲	
4	Ballari	5296	5296	777	777	1508	1508	4247	4247	6061	6061	3243	3243	3777	3777	1117	1117	2360	2360	19	19	755	755	2387	2387	1469	1469	39.996	99.996	3	▼	
4	Raichur	6829	6829	629	629	1737	1737	5087	5087	5849	5849	3335	3335	5105	5105	4103	4103	2759	2759	31	31	1707	1707	5849	5849	270	270	39.996	99.996	1	▼	
4	Mysuru City	5871	5871	845	845	1224	1224	4630	4630	5212	5212	2316	2316	2696	2696	1339	1339	3711	3711	36	36	890	890	1127	1127	1094	1094	39.996	99.996	10	▲	
5	Karnataka Railways	2013	2013	2575	2575	270	270	1316	1316	4579	4579	588	588	534	534	2584	2584	3386	3386	27	27	64	64	266	266	155	155	39.992	99.992	9	▲	
6	DCP South DIV, Bengaluru City	10983	10983	997	997	1403	1403	3019	3019	11419	11419	6207	6207	5090	5090	2925	2925	6919	6919	16	16	1567	1567	2103	2103	1209	1209	39.982	99.982	14	▲	
7	DCP NorthEast DIV, Bengaluru City	7556	7556	900	900	865	865	2273	2273	7970	7970	4317	4317	2447	2447	2809	2809	2976	2976	13	13	633	633	909	909	413	413	39.976	99.976	13	▲	
8	Dakshina Kannada	3560	3560	1028	1028	1984	1984	2471	2471	4481	4481	2340	2340	2213	2213	942	942	2172	2172	13	13	1239	1239	2260	2260	441	441	39.967	99.967	7	▼	
9	Udupi	5189	5189	1393	1393	1728	1728	4714	4714	6403	6403	3720	3720	3832	3832	1605	1605	3566	3566	25	25	1171	1171	3095	3095	216	216	39.928	99.928	21	▲	
10	Shivamogga	10936	10936	1688	1688	2454	2454	6614	6614	12371	12371	5263	5263	7059	7059	2067	2067	4067	4067	81	81	1302	1302	1788	1788	1687	1687	39.924	99.924	18	▲	
11	Chikkamagaluru	7009	7009	1233	1233	1714	1714	5229	5229	7204	7204	2648	2648	4335	4335	1318	1318	3546	3546	78	78	804	804	1425	1425	845	845	39.862	99.862	11	◀▶	
12	Hubballi Dharwad City	5335	5335	772	772	2055	2055	3790	3790	5813	5813	6251	6251	3155	3155	1145	1145	3405	3405	109	109	1835	1835	1252	1252	933	933	39.855	99.855	12	◀▶	
13	Mysuru Dist	9835	9835	1358	1358	3122	3122	7906	7906	9706	9706	4440	4440	6108	6108	1524	1524	4210	4210	47	47	1524	1524	2841	2841	1462	1462	39.852	99.852	29	▲	
14	Kolar	5459	5459	702	702	1270	1270	2342	2342	4677	4677	3407	3407	2607	2607	944	944	758	758	11	11	563	563	904	904	13	13	39.806	99.806	20	▲	
15	Kodagu	3169	3169	820	820	1364	1364	4043	4043	3173	3173	1693	1693	2414	2414	866	866	1131	1131	26	26	822	822	1592	1592	882	882	39.804	99.804	16	▲	

Rank	Name of the Unit/District	FIR		UDR		PAR		Property Seizure/PF		Crime Details/Spot Mahazar		Arrest/Surrender		Charge Sheet		Final Report E, C & UDR		Total MoB		Total History Sheet		Total Rowdy Sheet		Court Disposal		UI Cases (From 2011-2022)		Data Quality (Given by SCRB)	Total	Previous Month Rank
		Actual	In PIT	Actual	In PIT	Actual	In PIT	Actual	In PIT	Actual	In PIT	Actual	In PIT	Actual	In PIT	Actual	In PIT	Actual	In PIT	Actual	In PIT	Actual	In PIT	Actual	In PIT	Actual	In PIT	in PIT		

**Police IT Monthly Progress Report as on July- 2023**

**PoliceIT Pragathi - 01.01.2022 to 31.07.2023**

Rank	Score		(5)		(3)		(2)		(5)		(5)		(5)		(5)		(5)		(5)		(5)		(5)		(40)		(100)						
	Name of the Unit/District		FIR		UDR		PAR		Property Seizure/PF		Crime Details/ Spot Mahazar		Arrest/ Surrender		Charge Sheet		Final Report B, C & UDR		Total MoB		Total History Sheet		Total Rowdy Sheet		Court Disposal		UI Cases (From 2011-2022)		Data Quality (Given by SCRB)		Total	Previous Month Rank	
	Actual	In PIT	Actual	In PIT	Actual	In PIT	Actual	In PIT	Actual	In PIT	Actual	In PIT	Actual	In PIT	Actual	In PIT	Actual	In PIT	Actual	In PIT	Actual	In PIT	Actual	In PIT	Actual	In PIT	in PIT						
1	2	3	5	6	8	9	11	12	14	15	17	18	20	21	23	24	26	27	29	30	32	33	35	36	38	39	41	42	43	44			
16	Chamarajanagara	4266	4266	512	512	1212	1212	3959	3959	4732	4732	2447	2447	2837	2837	616	616	1952	1952	59	59	635	635	1860	1860	246	246	39.802	<b>99.802</b>	17	▲		
17	Tumakuru	12954	12954	1916	1916	1963	1963	9805	9805	13291	13291	17301	17301	8222	8222	2934	2934	6806	6806	158	158	922	922	3304	3304	785	785	39.786	<b>99.786</b>	24	▲		
18	Bengaluru Dist	13755	13755	2056	2056	2236	2236	6551	6551	12670	12670	9820	9820	6071	6071	3576	3576	8464	8464	80	80	1724	1724	2312	2312	1950	1950	39.768	<b>99.768</b>	28	▲		
19	Hassan	10162	10162	1512	1512	2970	2970	13565	13565	10217	10217	13565	13565	7321	7321	1863	1863	3865	3865	62	62	1274	1274	3430	3430	572	572	39.743	<b>99.743</b>	22	▲		
20	Haveri	5702	5702	1007	1007	1663	1663	2955	2955	3892	3892	4223	4223	2874	2874	1219	1219	2520	2520	50	50	1048	1048	1184	1184	1093	1093	39.738	<b>99.738</b>	27	▲		
21	Uttara Kannada	5973	5973	1130	1130	1840	1840	3920	3920	7045	7045	5159	5159	4104	4104	1301	1301	366	366	11	11	73	73	2494	2494	319	319	39.709	<b>99.709</b>	19	▼		
22	Mandya	10268	10268	1302	1302	2464	2464	7209	7209	7560	7560	2286	2286	6681	6681	1986	1986	3798	3798	53	53	1146	1146	3678	3678	421	421	39.639	<b>99.639</b>	24	▲		
23	Chitradurga	9788	9788	1156	1156	1439	1439	4840	4840	9509	9509	5596	5596	6068	6068	1562	1562	2902	2902	44	44	604	604	1008	1008	695	695	39.576	<b>99.576</b>	25	▲		
23	Yadgir	3269	3269	430	430	1675	1675	2604	2604	3127	3127	2675	2675	2533	2533	581	581	1200	1200	22	22	1134	1134	481	481	37	37	39.576	<b>99.576</b>	23	◀▶		
24	DCP Whitefield DIV, Bengaluru City	7396	7396	1111	1111	676	676	1639	1639	6440	6440	2462	2462	1883	1883	2003	2003	4864	4864	16	16	360	360	614	614	1346	1346	39.506	<b>99.506</b>	26	▲		
25	Chickballapura	7320	7320	818	818	1237	1237	5761	5761	7609	7609	8509	8509	4922	4922	1217	1217	2979	2979	20	20	862	862	2250	2250	377	377	39.492	<b>99.492</b>	31	▲		
26	DCP North DIV, Bengaluru City	11625	11625	1475	1475	1314	1314	3322	3322	10602	10602	5907	5907	3813	3813	1865	1865	6225	6225	89	89	1609	1609	1359	1359	4150	4150	39.400	<b>99.400</b>	34	▲		
27	Davanagere	12954	12954	1902	1902	2035	2035	7274	7274	14550	14550	15326	15326	7386	7386	3116	3116	5055	5055	48	48	1464	1464	4680	4680	3344	3344	39.152	<b>99.152</b>	32	▲		
28	DCP East DIV, Bengaluru City	9914	9914	1165	1165	1003	1003	1809	1809	8058	8058	4069	4069	3756	3756	830	830	4235	4235	2	2	841	841	233	233	1212	1212	39.009	<b>99.009</b>	30	▲		
29	Ramanagara	10044	10044	1190	1190	2568	2568	5740	5740	7785	7785	10181	10181	5776	5776	1954	1954	4841	4841	37	37	1413	1413	1102	1102	730	730	38.803	<b>98.803</b>	33	▲		
30	Vijayanagara	5126	5126	775	775	2452	2452	4342	4342	5799	5799	5990	5990	3643	3643	973	973	2284	2284	38	38	690	690	2304	2304	1255	1255	38.244	<b>98.244</b>	15	▼		

**Traffic Divisions of Bengaluru City**

Sl. No	Score		(5)		(5)		(5)		(10)		(10)		(5)		(10)		(5)		(40)		(100)		Previous Month Rank	
	Name of the Unit/District		FIR		UDR		Property Seizure/PF		Crime Details/ Spot Mahazar		Arrest/ Surrender		Charge Sheet		Final Report B, C & UDR		Court Disposal		UI Cases (From 2011-2022)		Data Quality (given by SCRB)			Total
	Actual	In PIT	Actual	In PIT	Actual	In PIT	Actual	In PIT	Actual	In PIT	Actual	In PIT	Actual	In PIT	Actual	In PIT	Actual	In PIT	Actual	In PIT	in PIT			
1	DCP Traffic East DIV, Bengaluru City	2810	2810	0	0	217	217	2320	2320	2364	2364	2346	2346	66	66	1001	1001	2	2	36.964	<b>96.96</b>	1	◀▶	
2	DCP Traffic West DIV, Bengaluru City	4898	4898	0	0	168	168	3935	3935	1864	1864	4542	4542	72	72	2657	2657	11	11	32.497	<b>92.50</b>	3	▲	
3	DCP Traffic South DIV, Bengaluru City	4801	4801	0	0	314	314	3660	3660	2237	2237	4177	4177	69	69	2028	2028	14	14	31.392	<b>91.39</b>	2	▼	
4	DCP Traffic North DIV, Bengaluru City	4759	4759	0	0	278	278	3940	3940	779	779	4372	4372	67	67	2347	2347	1	1	27.422	<b>87.42</b>	4	◀▶	

**Data Quality:**

Calculated based on Data entered like Victim Age, Religion, Caste, Occupation, Arrest Person Age, Religion, Caste, Occupation, Property Movement entered based on Property Entered, Activity field in Case Diary, Witness Details, Accused punishment details in Court Disposal, SHD usage, MOB/HS/RS regular updation etc.

Note :

## Aadhaar e-Sign details of FIR for the Month of July 2023

Sl.No	District_Name	FIR Count	FIR eSign Count	FIR %
1	Dakshina Kannada	194	188	96.91
2	Belagavi Dist	618	597	96.60
3	Bagalkot	281	267	95.02
4	Ballari	277	258	93.14
5	Udupi	270	246	91.11
6	Chamarajanagar	294	262	89.12
7	Dharwad	170	150	88.24
8	Haveri	323	262	81.11
9	Vijayapur	443	353	79.68
10	Uttara Kannada	334	240	71.86
11	Hubballi Dharwad City	281	192	68.33
12	Davanagere	625	383	61.28
13	Koppal	211	126	59.72
14	Gadag	220	115	52.27
15	Kodagu	188	70	37.23
16	Chickballapura	378	115	30.42
17	Chikkamagaluru	422	104	24.64
18	Tumakuru	846	174	20.57
19	Mysuru Dist	470	92	19.57
20	Raichur	404	56	13.86
21	Hassan	600	83	13.83
22	Bengaluru City	8096	1000	12.35
23	Mangaluru City	331	40	12.08
24	Kalaburagi City	300	34	11.33
25	Shivamogga	579	58	10.02
26	Mysuru City	366	35	9.56
27	Bidar	381	35	9.19
28	Mandya	593	51	8.60
29	Belagavi City	189	12	6.35
30	K.G.F	105	6	5.71
31	Kalaburagi	345	19	5.51
32	Chitradurga	525	11	2.10
33	Karnataka Railways	104	1	0.96
34	Bengaluru Dist	960	0	0.00
35	Kolar	345	0	0.00
36	Ramanagara	485	0	0.00
37	Vijayanagara	271	0	0.00
38	Yadgir	164	0	0.00
<b>TOTAL</b>		<b>21988</b>	<b>5635</b>	<b>25.63</b>

**Aadhaar e-Sign details of Chargesheet for the Month of July 2023**

SI No.	District_Name	Charge sheeted	e-Signed Charge sheeted	Charge sheet %
1	Belagavi Dist	94	84	89.36
2	Udupi	145	120	82.76
3	Dakshina Kannada	20	15	75.00
4	Ballari	87	65	74.71
5	Chamarajanagar	123	86	69.92
6	Hubballi Dharwad City	70	44	62.86
7	Koppal	24	14	58.33
8	Uttara Kannada	108	60	55.56
9	Bagalkot	36	17	47.22
10	Gadag	66	20	30.30
11	Dharwad	109	33	30.28
12	Kalaburagi City	56	16	28.57
13	Davanagere	96	25	26.04
14	Haveri	20	5	25.00
15	Vijayapur	60	12	20.00
16	Mangaluru City	141	25	17.73
17	Kodagu	87	10	11.49
18	Shivamogga	156	17	10.90
19	Hassan	194	18	9.28
20	Tumakuru	189	13	6.88
21	Chikkamagaluru	134	8	5.97
22	Belagavi City	31	1	3.23
23	Mysuru Dist	159	5	3.14
24	Chickballapura	171	4	2.34
25	Bengaluru City	2495	58	2.32
26	Raichur	179	3	1.68
27	Kalaburagi	90	1	1.11
28	Bengaluru Dist	131	0	0.00
29	Bidar	84	0	0.00
30	Chitradurga	118	0	0.00
31	K.G.F	14	0	0.00
32	Karnataka Railways	4	0	0.00
33	Kolar	31	0	0.00
34	Mandya	228	0	0.00
35	Mysuru City	51	0	0.00
36	Ramanagara	78	0	0.00
37	Vijayanagara	43	0	0.00
38	Yadgir	101	0	0.00
<b>TOTAL</b>		<b>5922</b>	<b>779</b>	<b>13.15</b>



**Vehicle Log Details For The Month Of July-2023**

Chief Office

As On: 17/08/2023

S.No.	District/Unit Name	Actual Strength	Log Entered Vehicles For The Month	Log Not Entered Vehicles For The Month	Remarks
1	Bagalkot	168	168	0	
2	Ballari	168	168	0	
3	Belagavi City	210	210	0	
4	Belagavi Dist	284	284	0	
5	Bengaluru City	3,089	2,457	632	
6	Bengaluru Dist	208	32	176	
7	Bidar	225	225	0	
8	Chamarajanagar	132	132	0	
9	Chickballapura	136	136	0	
10	Chikkamagaluru	246	246	0	
11	Chitradurga	195	124	71	
12	Coastal Security Police	42	36	6	
13	Dakshina Kannada	178	175	3	
14	Davanagere	219	217	2	
15	Dharwad	120	119	1	
16	Gadag	164	153	11	
17	Hassan	214	214	0	
18	Haveri	146	141	5	
19	Hubballi Dharwad City	256	243	13	
20	K.G.F	99	97	2	
21	Kalaburagi	206	143	63	
22	Kalaburagi City	160	136	24	
23	Karnataka Railways	92	90	2	
24	Kodagu	145	144	1	
25	Kolar	176	164	12	
26	Koppal	178	178	0	
27	Mandya	231	231	0	
28	Mangaluru City	229	179	50	
29	Mysuru City	247	198	49	
30	Mysuru Dist	219	219	0	
31	Raichur	177	177	0	
32	Ramanagara	203	176	27	
33	Shivamogga	240	240	0	
34	Tumakuru	298	265	33	
35	Udupi	208	207	1	

S.No.	District/Unit Name	Actual Strength	Log Entered Vehicles For The Month	Log Not Entered Vehicles For The Month	Remarks
36	Uttara Kannada	221	220	1	
37	Vijayanagara	137	137	0	
38	Vijayapur	219	219	0	
39	Yadgir	144	106	38	
40	Forest Cell	47	35	12	
41	CID	211	158	53	
42	ISD Bengaluru	75	70	5	
43	State INT	719	575	144	
44	APTS Yelahanka	19	5	14	
45	Battalion I - Bangalore	64	45	19	
46	Battalion II - Belgaum	34	23	11	
47	Battalion III - Bangalore	52	49	3	
48	Battalion IV - Bangalore	43	33	10	
49	Battalion IX - Bangalore	29	29	0	
50	Battalion V - Mysore	34	33	1	
51	Battalion VI - Gulbarga	39	39	0	
52	Battalion VII - Mangalore	34	31	3	
53	Battalion VIII - Shimoga	39	39	0	
54	Battalion X - Haveri	40	35	5	
55	Battalion XI - Hassan	47	45	2	
56	Battalion XII Tumakuru	40	39	1	
57	Central Range	6	2	4	
58	Centre for Counter Terrorism	44	1	43	
59	Chief Office	126	59	67	
60	COMMANDANT MOUNTED	20	18	2	
61	Eastern Range	3	3	0	
62	FPB Unit	19	2	17	
63	FSL Madiwala	21	12	9	
64	I.R.B. Vijayapura	40	24	16	
65	IGP TRAINING	8	8	0	
66	IIIrd BN KSISF	27	25	2	
67	IIInd BN KSISF	25	24	1	
68	IRB Munirabad	50	41	9	
69	ISD	142	137	5	
70	Ist BN KSISF	43	43	0	
71	Kalaburgi Range	7	4	3	
72	KPA Mysore	34	34	0	
73	KSPTS Channapatna	20	20	0	
74	KSPTS Khanapur	21	21	0	

S.No.	District/Unit Name	Actual Strength	Log Entered Vehicles For The Month	Log Not Entered Vehicles For The Month	Remarks
75	KSRP PTS BELAGAVI	18	16	2	
76	KSRP Training Munirabad	12	11	1	
77	PDMS Yelahanka	28	24	4	
78	PTC Gulbarga	37	26	11	
79	PTS Aimangala	18	17	1	
80	PTS Dharwad	19	17	2	
81	PTS Hassan	19	0	19	
82	PTS Kaduru	15	15	0	
83	PTS Mysuru	19	19	0	
84	PTS Thanisandra	19	0	19	
85	RFSL Ballari	4	3	1	
86	RFSL Belgaum	9	5	4	
87	RFSL Davanagere	8	8	0	
88	RFSL Gulbarga	8	1	7	
89	RFSL Hubballi	6	0	6	
90	RFSL Mangalore	12	4	8	
91	RFSL Mysore	9	0	9	
92	SCRB	49	49	0	
93	Southern Range	9	8	1	
94	Special Task Force	8	0	8	
95	State Wireless	81	80	1	
96	TTI Bangalore	5	4	1	
97	Western Range	2	1	1	
	<b>Grand Total</b>	<b>12865</b>	<b>11075</b>	<b>1790</b>	

### Sevasindhu Statistics for the Month of July 2023

Sl.No	Service Name	Received	Disposed	Pending
1	Job / Service Verification	28693	26941	1752
2	Police Verification Certificate(PVC) for Central/State Govt employees if request is received directly by the employee / By Concerned Department	1370	1217	153
3	Police Clearance Certificate for going abroad (Visa for studies)/ Police Clearance Certificate for Foreign Nationals	339	314	25
4	Police verification Certificate for Coolies/Loader/Class IV Security Staff/ Supervisor at Airport (Individual applicants only)	9790	9206	584
5	Police Verification Certificate for domestic servants/house keeping	65	61	4
6	Police Verification Certificate for Institutions/ Companies	114	99	15
7	Police verification Certificate for Marriage Alliances	14	14	0
8	Police verification Certificate for Training Apprenticeship at Public Undertakings /for trainees/ Workers working on daily wages at Govt. Institutions	5573	4954	619
9	Amplified Sound System	0	0	0
10	Missing Report of documents, Mobile phone etc	661	140	521
11	Disposal of petitions	36	7	29
12	Locked Home Details	0	0	0
13	Senior Citizen Registration	204	0	204
14	Complaint Registration	207	16	191
15	License for Amusement	0	0	0
16	No obligation to return to India (NORI) Certificate	0	0	0
17	NOC for petrol pump,gas agency,hotel,bar etc.	0	0	0
18	Permission for Peaceful Assembly and procession	0	0	0
19	Application for Temporary License for Sale of Crackers	0	0	0
20	NOC for setting up of Petroleum, Diesel and Naphtha sale and transport	1	0	1
<b>Total</b>		<b>47067</b>	<b>42969</b>	<b>4098</b>

Unitwise Statistics of cases Booked under COTPA Act 2003 for the month of JULY - 2023								
Sl. No.	Unit / District	Section 4	Section 5	Section 6A	Section 6B	Section7	Total Fine Amount Collected	
(1)	(2)	(3)	(4)	(5)	(6)	(7)	(8)	
<b>I</b>	<b>Commissionerate</b>							
1	Bengaluru City	4698	6	12	23	34	793900	
2	Mysuru City	361	0	0	0	0	42800	
3	Hubli-Dharwad City	149	0	0	0	0	23850	
4	Mangaluru City	1532	0	0	9	0	106900	
5	Belagavi City	282	0	0	0	0	17950	
6	Kalburgi City	4	0	0	0	0	1100	
<b>II</b>	<b>Central Range</b>							
1	Bengaluru Dist.	597	0	0	0	0	64400	
2	K.G.F.	270	0	0	0	0	14850	
3	Kolar	300	0	0	0	0	30100	
4	Tumakuru	57	0	0	0	0	7900	
5	Chickballapura	54	0	0	0	0	5500	
6	Ramanagara	233	0	0	0	0	25500	
<b>III</b>	<b>Eastern Range</b>							
1	Chitradurga	86	0	0	0	0	8200	
2	Davanagere	87	0	0	0	0	9300	
3	Shivamogga	640	4	0	0	5	46250	
4	Haveri	58	0	0	0	0	4650	
<b>IV</b>	<b>Western Range</b>							
1	Chickmagalur	213	0	0	0	0	26050	
2	D.K.	228	0	0	0	0	25050	
3	Udupi	167	0	0	0	0	20820	
4	U.K.	320	0	0	0	0	38050	
<b>V</b>	<b>Northern Range</b>							
1	Bagalkot	25	0	0	0	0	2500	
2	Belagavi dist.	740	0	0	0	0	80100	
3	Vijayapura	51	0	20	0	0	7100	
4	Dharwad	0	0	0	0	0	0	
5	Gadag	0	0	0	0	0	0	
<b>VI</b>	<b>North Eastern Range</b>							
1	Bidar	0	0	0	0	0	0	
2	Kalburgi Dist	45	0	0	0	0	7100	
3	Yadgiri	40	0	0	0	0	4000	
<b>VII</b>	<b>Southern Range</b>							
1	Chamarajanagar	1057	0	0	0	0	61450	
2	Hassan	156	0	0	0	0	13600	
3	Kodagu	115	0	0	0	0	7400	
4	Mandya	233	0	0	0	0	25500	
5	Mysuru Dist.	62	0	0	0	0	4350	
<b>VIII</b>	<b>Ballari Range</b>							
1	Ballari	388				1	38900	
2	Vijayanagara	411	0	126	0	0	51300	
3	Koppal	58	0	0	0	0	5800	
4	Raichur	627	0	0	0	0	62700	
<b>IX</b>	<b>Karnataka Railways</b>	39	0	0	0	0	5600	
<b>Total</b>		<b>14383</b>	<b>10</b>	<b>158</b>	<b>32</b>	<b>40</b>	<b>1690520</b>	