

GOVERNMENT OF KARNATAKA
POLICE DEPARTMENT



CRIME REVIEW

AND

PERFORMANCE OF UNITS UNDER

CCTNS PROJECT

NOVEMBER – 2023

POLICE 

POLICE COMPUTER WING &
STATE CRIME RECORDS BUREAU

7TH Floor, M.S. Building,
Dr.B.R.Ambedkar Road,
Bengaluru – 560001.

email:adgppcw@ksp.gov.in

INDEX

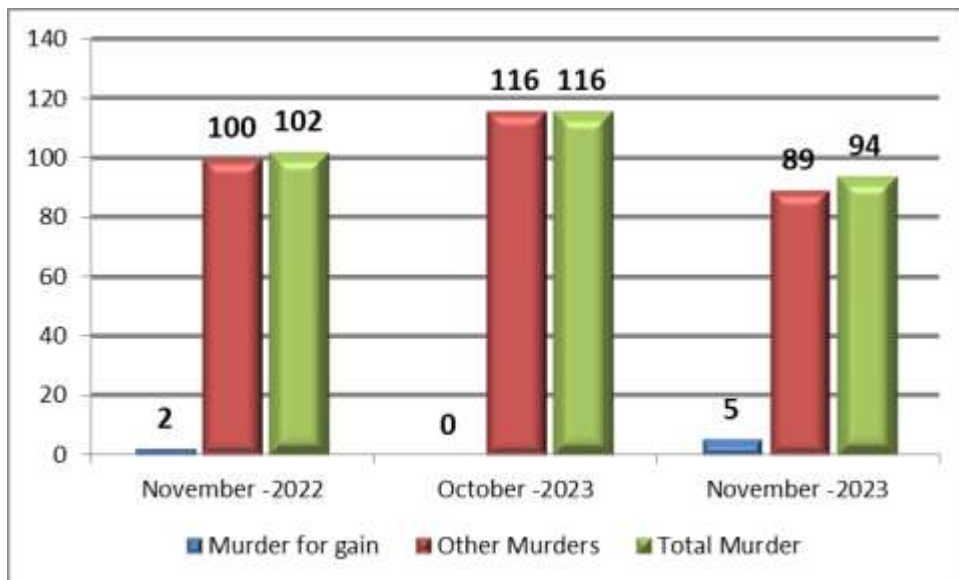
Sl. No.	CONTENTS	Page No.
1	Crime Review on – 1) Murder 2) Dacoity 3) Robbery 4) Burglary 5) Theft 6) Riots 7) Hurt 8) Spl. & local laws 9) Crime against Women 10) POCSO 11) SC & ST POA Act 12) Security cases 13) Cyber Crimes 14) Economic Offences & 15) MMDR & KMMCR 16) Motor Vehicles Theft Cases 17) NDPS Cases	1-17
2	District-wise Reported cases under various heads for the month of November – 2023	18
3	Crime Statistics – IPC Crimes	19-29
4	Crime Statistics – Special & Local laws	29-34
5	Crime Statistics – Crime against Women	34
6	Crime Statistics – Crime against Children	35
7	Crime Statistics – Crime against SC & ST	36
8	Crime Statistics – Road Accidents	37
9	Commissionerate & Range Wise IPC & SLL Cases	38
10	Commissionerate & Range Wise Major heads Cases	39 & 40
11	Unit-wise report on Receipts & Disposals under SAKALA services	41-42
12	Comparative Crime Statement – 17	43-44
13	e-Sign details – FIR & Chargesheet	45-46
14	Police IT MT Module log book details	47-49
15	Seva Sindhu – November month report	50
16	District Wise COTPA Statistics	51

CRIME REVIEW FOR THE MONTH OF NOVEMBER – 2023

1. Murder

As per the review for the month 94 cases of Murder were reported (5 cases of Murder for gain) as against 116 Murder cases (No case of Murder for gain has been reported) in the previous month & 102 Murder cases (2 cases of Murder for gain) in the corresponding month of previous year.

Month	Year	Murder for gain	Other Murders	Total Murder
November	2023	5	89	94
October	2023	0	116	116
November	2022	2	100	102

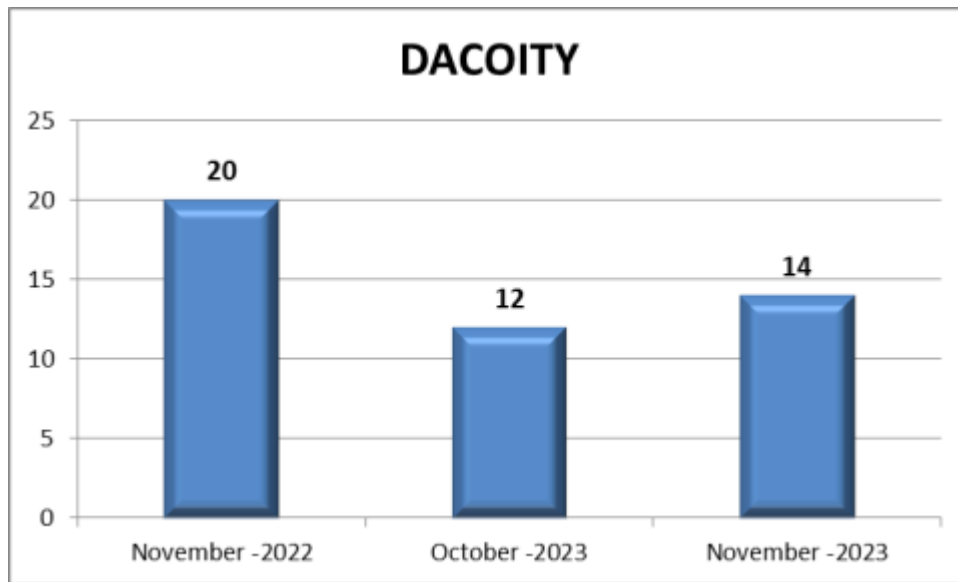


There is a decrease in the reported cases of Murder during the current month when compared to the cases of previous month and to the corresponding month of previous year.

2. Dacoity

14 cases of Dacoity were reported during the current month as against 12 cases in the previous month and 20 cases in the corresponding month of previous year.

Month	Year	Dacoity Cases
November	2023	14
October	2023	12
November	2022	20



There is an increase in the reported cases of Dacoity during the current month when compared to the cases of previous month and a decrease when compared to the corresponding month of previous year.

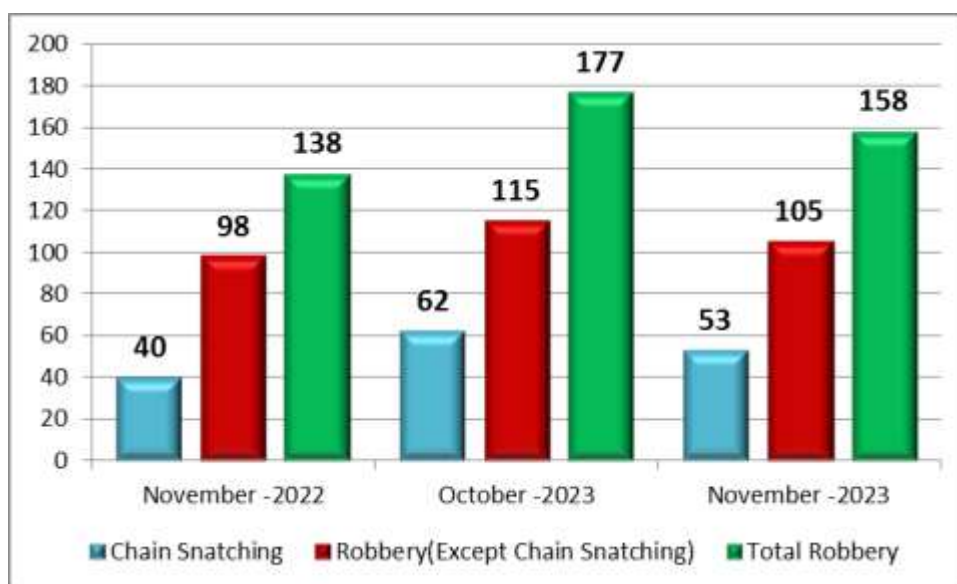
The unit wise break up of Dacoity cases for the month under review is as follows:-

Name of the unit	No. of cases	Name of the unit	No. of cases
Bengaluru City	4	Davanagere District	2
Haveri District	2	Kalaburgi City	1
Hassan District	1	K.G.F District	1
Kodagu District	1	Shivamogga District	1
U.K. District	1		

3. Robbery

158 cases of Robbery were reported during the current month (including 53 chain snatching cases) as against 177 cases (62 cases of Chain snatching) in the previous month and 138 cases (40 cases of Chain snatching) in the corresponding month of previous year.

Month	Year	Chain Snatching	Robbery (Except Chain Snatching)	Total Robbery
November	2023	53	105	158
October	2023	62	115	177
November	2022	40	98	138



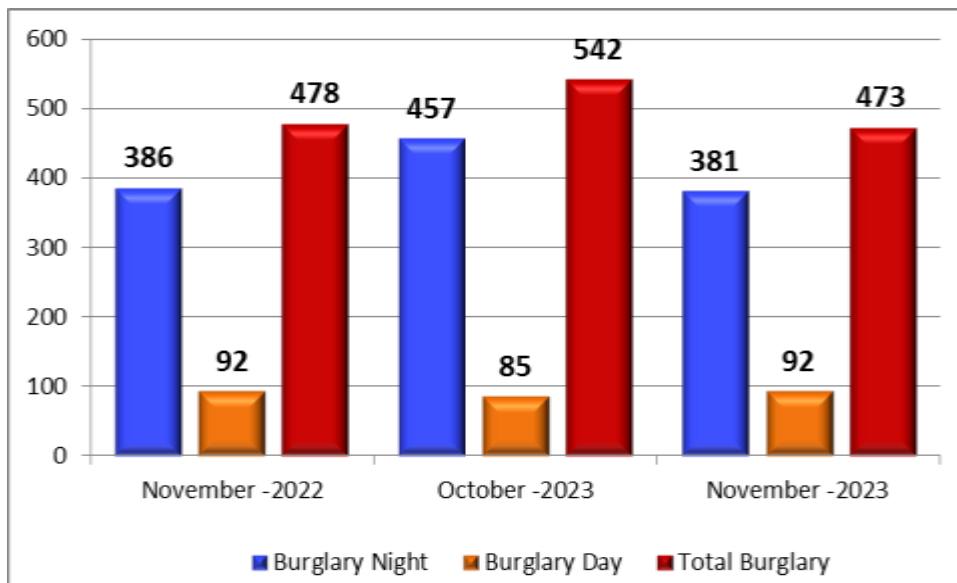
There is a decrease in the number of cases reported during the current month under the head Robbery when compared to the cases of previous month and an increase when compared to the corresponding month of previous year.

There is a decrease in the number of cases reported during the current month under Chain Snatching when compared to the cases of previous month and an increase when compared to the corresponding month of previous year.

4. Burglary

473 cases of Burglary were reported during the month as against 542 cases in the previous month and 478 cases during the corresponding month of previous year.

Month	Year	Burglary Night	Burglary Day	Total
November	October	381	92	473
October	September	457	85	542
November	October	386	92	478

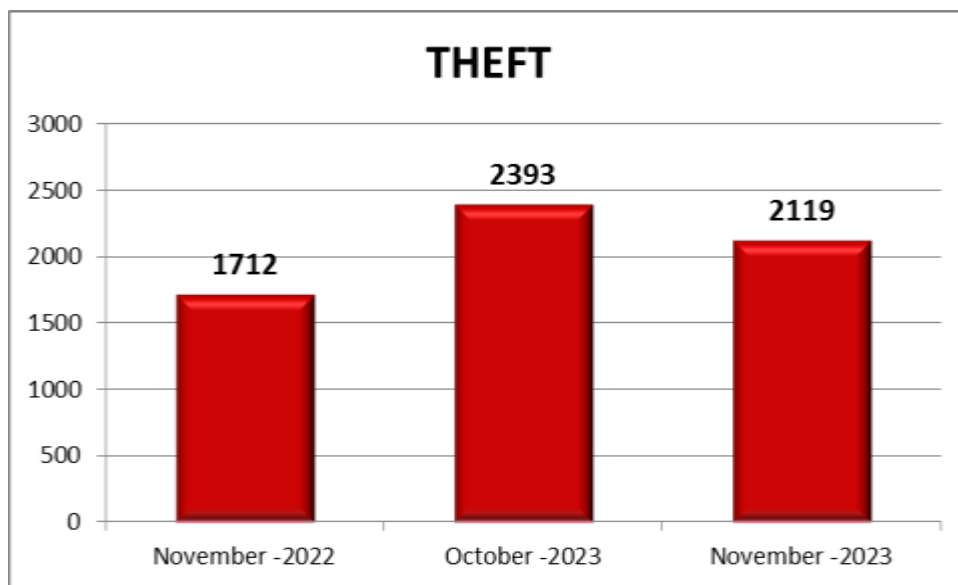


There is a decrease in the number of cases reported during the current month under the head burglary, when compared to the reported cases of previous month and to the corresponding month of previous year.

5. Theft

2119 cases of Theft were reported during the month as against 2393 cases in the previous month and 1712 cases in the corresponding month of previous year.

Month	Year	Reported
November	2023	2119
October	2023	2393
November	2022	1712

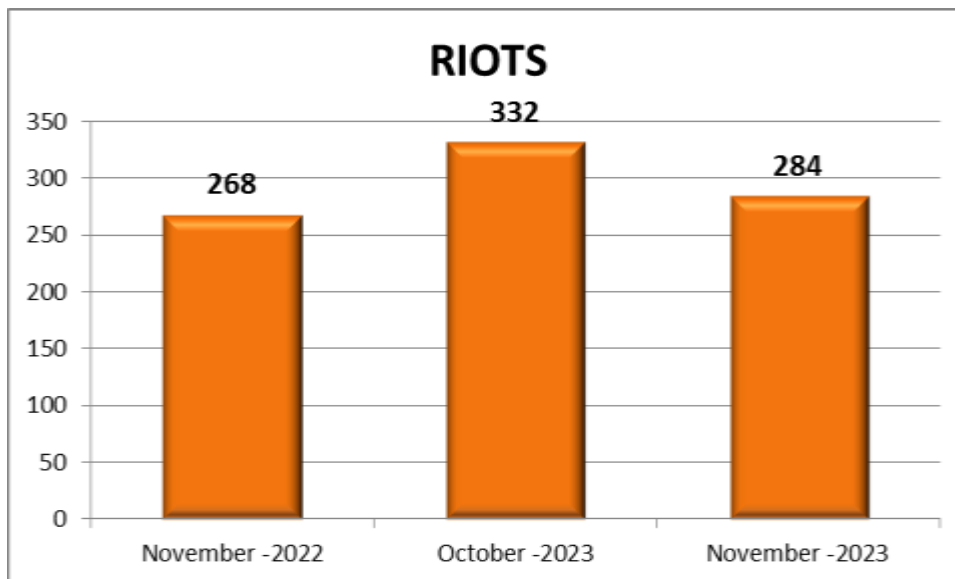


There is a decrease in the number of cases reported during the current month under the head theft when compared to the cases of previous month and an increase when compared to the corresponding month of previous year.

6. Riots

284 cases were reported during the current month under the category Riots as against 332 cases in the previous month and 268 cases in the corresponding month of previous year.

Month	Year	Riots
November	2023	284
October	2023	332
November	2022	268

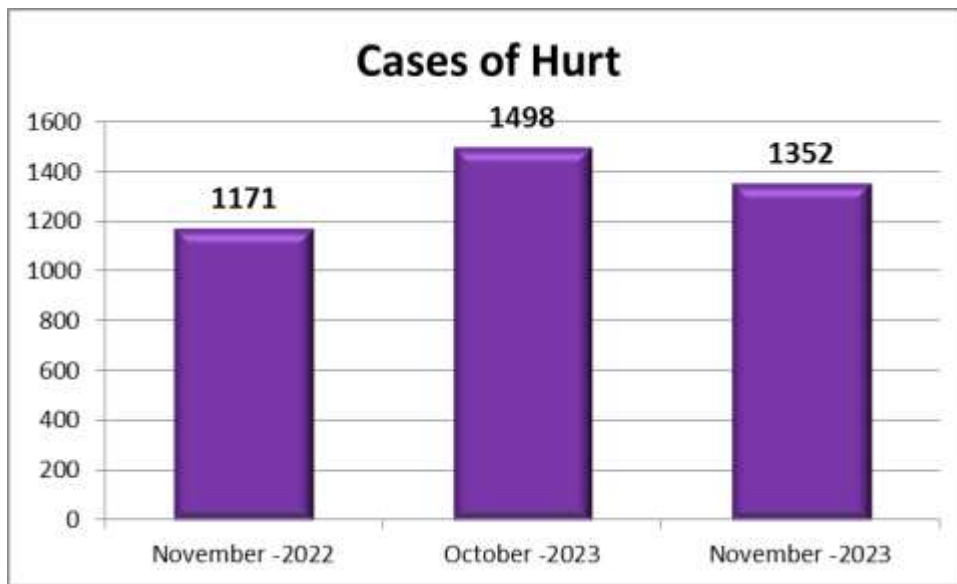


There is a decrease in the number of cases reported under this head during the month, when compared to the cases of previous month and an increase when compared to the corresponding month of previous year.

7. Hurt

1352 cases were reported during the current month under the category Hurt as against 1498 cases in the previous month and 1171 cases in the corresponding month of previous year.

Month	Year	Cases of Hurt
November	2023	1352
October	2023	1498
November	2022	1171

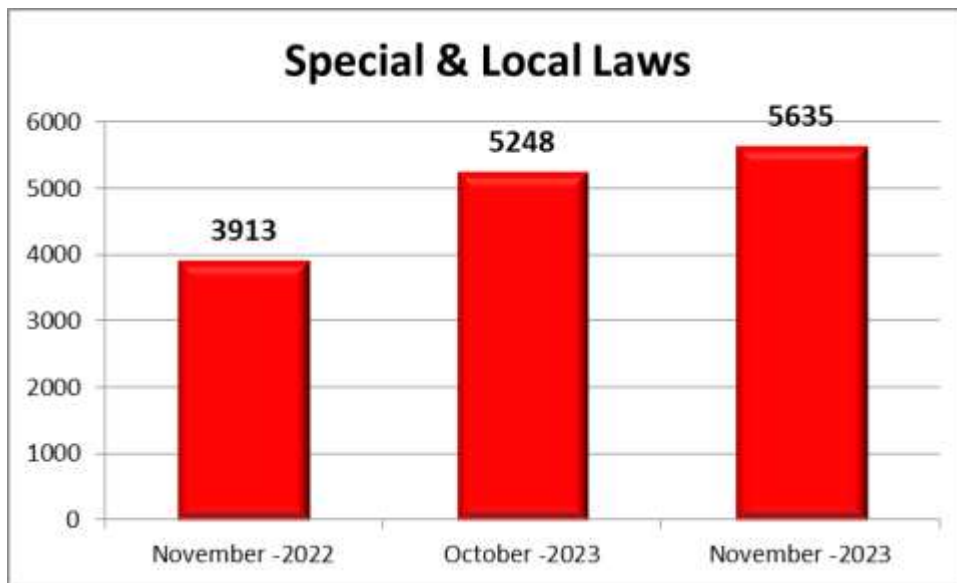


There is a decrease in the number of cases reported under this head during the month, when compared to the cases of previous month and an increase when compared to the corresponding month of previous year.

8. Special & Local Laws

5635 cognizable cases were registered under Special & Local Laws during the month as against 5248 cases in the previous month and 3913 cases in the corresponding month of previous year.

Month	Year	Special & Local Laws
November	2023	5635
October	2023	5248
November	2022	3913

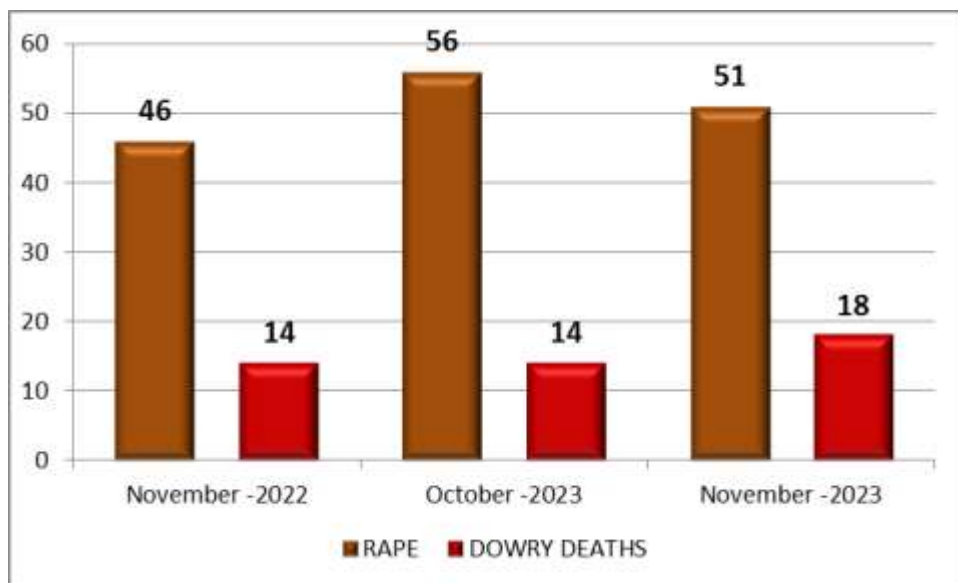


There is an increase in the number of cognizable cases reported during the month under Special & Local Laws when compared to the cases of previous month and to the corresponding month of the previous year.

9. Crime against Women (Rape & Dowry Death)

51 cases of Rape have been reported during the month as against 56 cases in the previous month and 46 cases in the corresponding month of previous year. 14 cases of Dowry Death have been reported during the current month, as against 14 cases in the previous month and 18 cases in the corresponding month of previous year. (Note: Other Crimes against Women are mentioned in Page No.22)

Month	Year	Rape	Dowry Death
November	2023	51	14
October	2023	56	14
November	2022	46	18



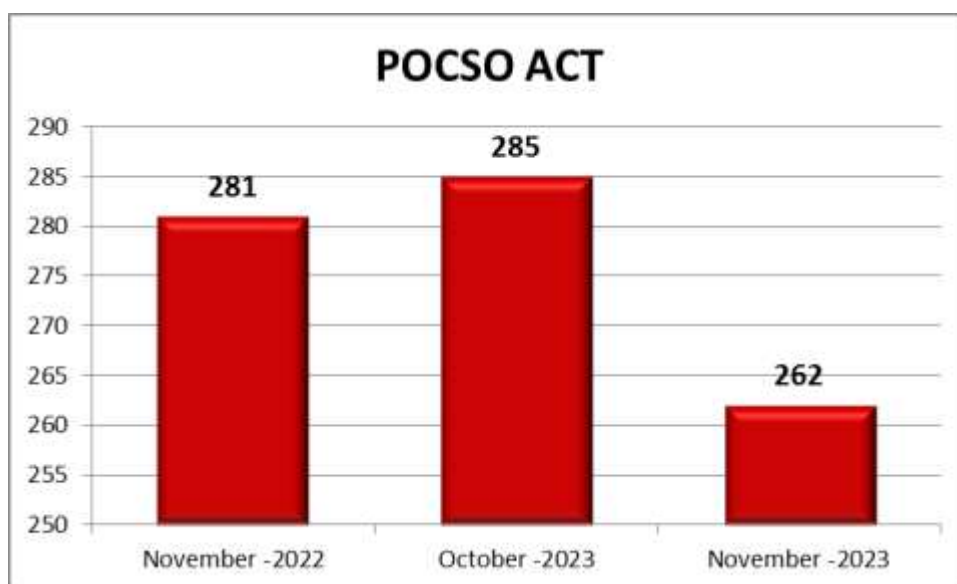
There is a decrease in the reported cases under Rape during the current month when compared to the previous month and an increase when compared to the corresponding month of previous year.

No change in the reported cases of Dowry death during current month when compared to the previous month and a decrease when compared to the corresponding month of previous year.

10. Protection of Children from Sexual Offences Act (POCSO)

262 cases of POCSO were reported during the current month as against 285 cases in the previous month and 281 in the corresponding month of previous year.

Month	Year	POCSO
November	2023	262
October	2023	285
November	2022	281

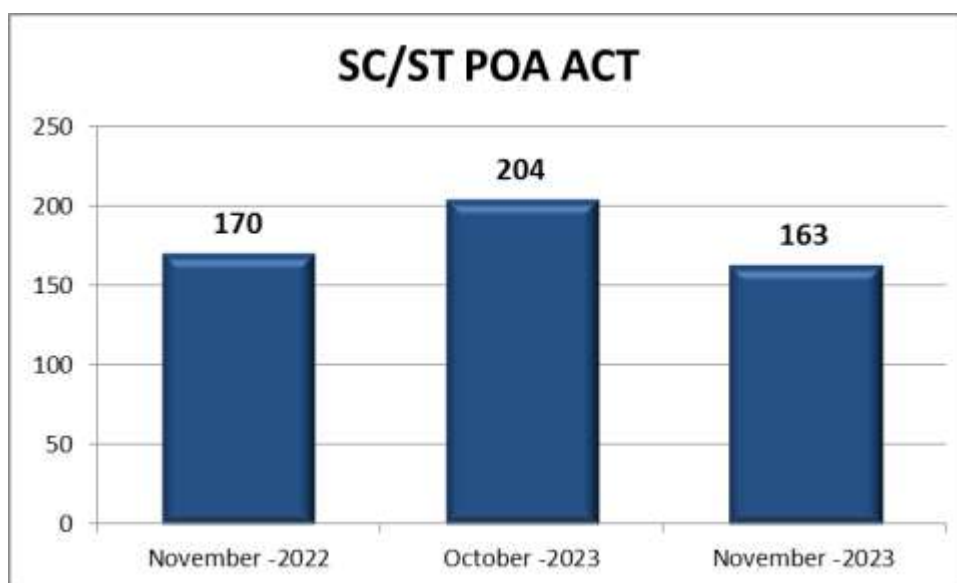


There is a decrease in the reported cases under the head POCSO during the current month when compared to the cases of previous month and to the corresponding month of previous year.

11. Crimes under SC/ST POA Act

163 cases were reported during the current month under this head as against 204 cases in the previous month and 170 cases in the corresponding month of previous year. (Details are mentioned at Page No.24)

Month	Year	SC/ST POA Act
November	2023	163
October	2023	204
November	2022	170

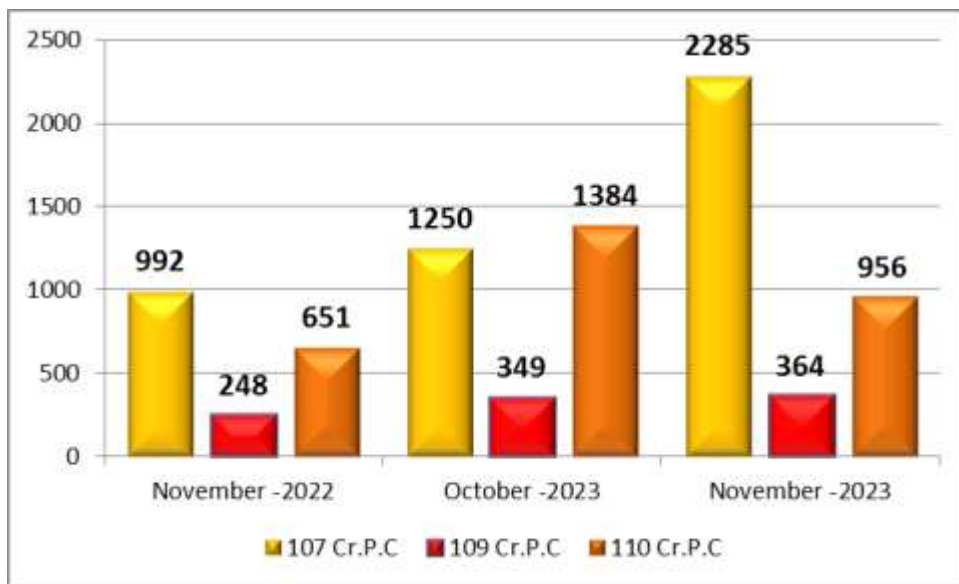


There is a decrease in the reported cases under Crime against SC/ST during the current month when compared to the reported cases of previous month and to the corresponding month of previous year.

12. Preventive Action Report

2285, 364 & 956 cases u/s 107, 109 & 110 Cr.PC. respectively have been booked during the current month as against 1250, 349 & 1384 Preventive Action Report in the previous month and 992, 248 & 651 Preventive Action Report in the corresponding month of last year.

Month	Year	Security Cases			Total
		107 Cr.PC	109 Cr.PC	110 Cr.PC	
November	2023	2285	364	956	3605
October	2023	1250	349	1384	2983
November	2022	992	248	651	1891

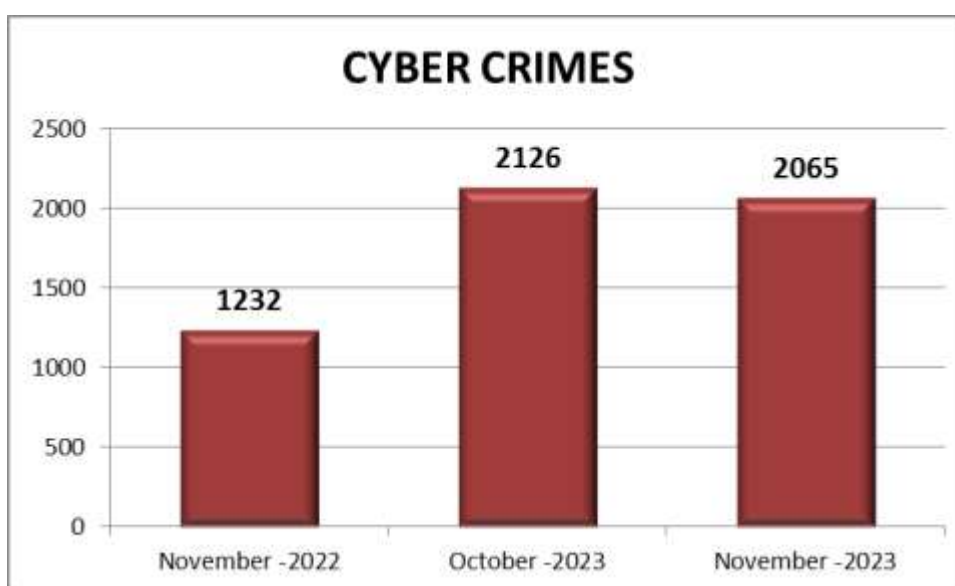


- Under sec 107 Cr.PC. more number of Preventive Action Report have been booked during the current month when compared to the Preventive Action Report of previous month and to the corresponding month of previous year.
- Under Sec.109 Cr.PC. more number of Preventive Action Report have been booked during the current month when compared to the Preventive Action Report of previous month and to the corresponding month of previous year.
- Under 110 Cr.PC. less number of Preventive Action Report have been booked during the current month when compared to the Preventive Action Report of previous month and more when compared to the corresponding month of previous year.

13. Cyber Crimes (Information Technology Act)

2065 cases were reported during the current month under this head as against 2126 cases in the previous month and 1232 cases in the corresponding month of previous year.

Month	Year	Cyber Crimes
November	2023	2065
October	2023	2126
November	2022	1232

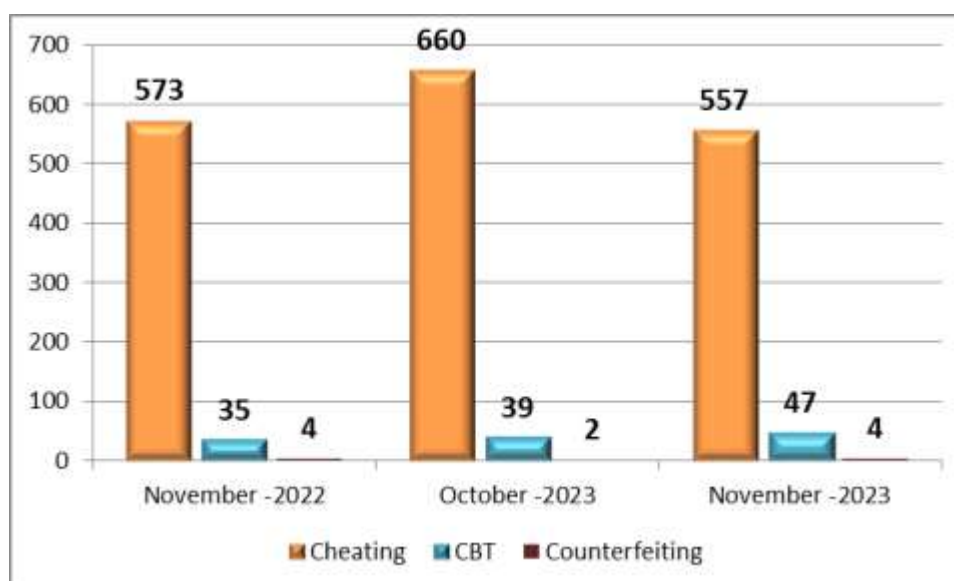


There is a decrease in the reported cases under Cyber Crimes during the current month when compared to the reported cases of previous month and an increase when compared to the corresponding month of previous year.

14. Economic Offences (Criminal Breach of Trust, Cheating, Counterfeiting)

608 cases were reported during the current month under Economic Offences **(Criminal Breach of Trust-47, Cheating-557 and Counterfeiting-4)** as against 701 cases during the previous month and 612 cases in the corresponding month of previous year.

Month	Year	Economic Offences
November	2023	608
October	2023	701
November	2022	612



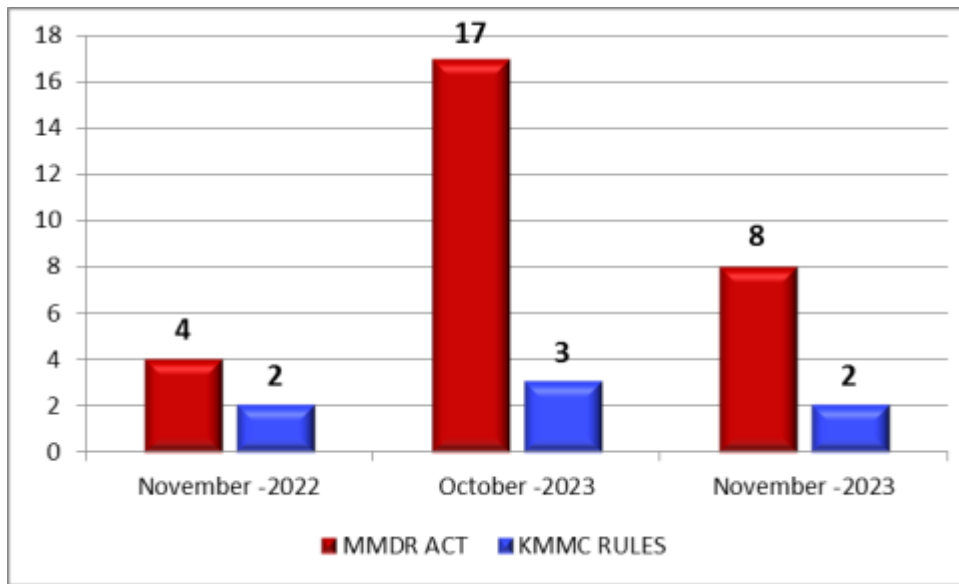
There is a decrease in the reported cases under economic offences during the current month when compared to the reported cases of previous month and to the corresponding month of previous year.

15. Mines and Minerals (Development & Regulation) Act 1957 & Karnataka Minor Mineral Consistent Rule - 1994

8 cases of MMDR were reported during the current month under this head as against 17 cases in the previous month and 4 cases in the corresponding month of previous year.

2 cases of KMMCR reported during the current month as against 3 cases in the previous month and 2 cases in the corresponding month of previous year.

Month	Year	MMDR Act	KMMC Rules
November	2023	8	2
October	2023	17	3
November	2022	4	2



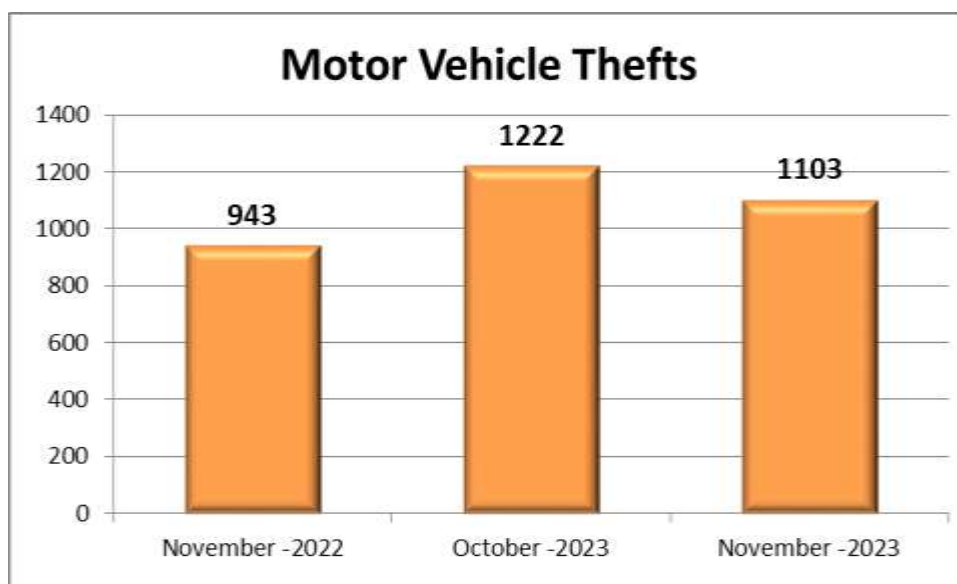
There is a decrease in the reported cases under MMDR during the current month when compared to the reported cases of previous month and an increase when compared to the corresponding month of previous year.

There is a decrease in the reported cases under KMMCR during the current month when compared to the reported cases of previous month and no change in the corresponding month of previous year.

16. Motor Vehicles Theft cases

1103 cases were reported during the current month under this head as against 1222 cases in the previous month and 943 cases in the corresponding month of previous year.

Month	Year	Motor Vehicles Theft Cases
November	2023	1103
October	2023	1222
November	2022	943

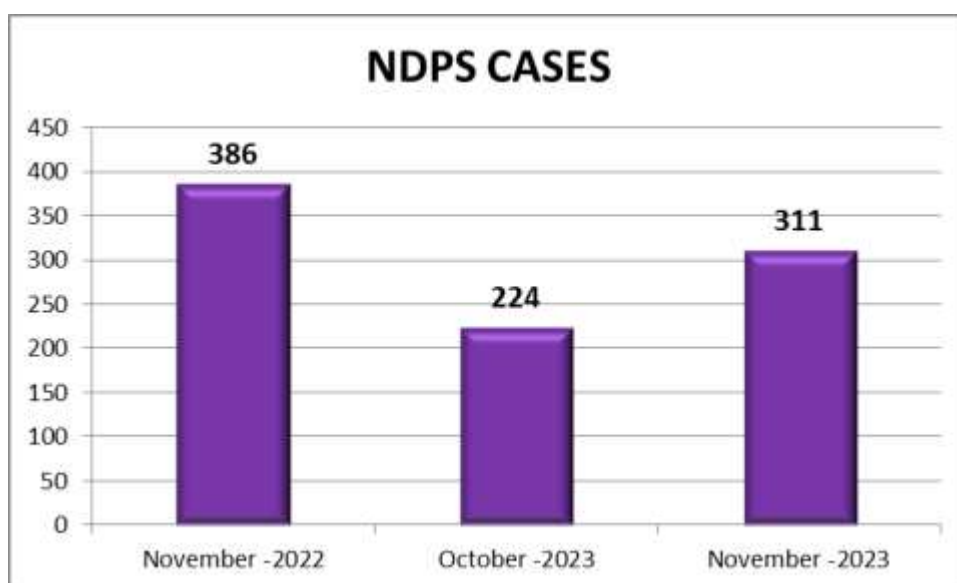


There is a decrease in the reported cases under Motor Vehicles Theft cases during the current month when compared to the reported cases of previous month and an increase when compared to the corresponding month of previous year.

17. Narcotic Drugs & Pshycotropic Substances (NDPS)

311 cases were reported during the current month under this head as against 224 cases in the previous month and 386 cases in the corresponding month of previous year.

Month	Year	NDPS Cases
November	2023	311
October	2023	224
November	2022	386



There is an increase in the reported cases under NDPS Cases during the current month when compared to the reported cases of previous month and a decrease when compared to the corresponding month of previous year.

*This Crime Review is based on classification made in Police IT at Police Station level.

* Crime Review is based on classification made in Police IT on 06/12/2023.

DISTRICT-WISE REPORTED CASES UNDER VARIOUS HEADS FOR THE MONTH OF NOVEMBER - 2023 (AS ON 06/12/2023)

Sl. No.	Crime Head	Bagalkot	Ballari	Belagavi City	Belagavi Dist	Bengaluru city	Bengaluru District	Bidar	Chamarajanagar	Chickballapura	Chikkamagaluru	Chitradurga	Dakshina kannada	Davanagere	Dharwad	Gadag	Hassan	Haveri	Hubballi Dharwad City	K.G.F	Kalaburagi	Kalaburagi City	Karnataka Railways	Kodagu	Kolar	Koppal	Mandya	Mangaluru City	Mysuru City	Mysuru District	Raichur	Ramanagara	Shivamogga	Tumakuru	Udupi	Utara kannada	Vijayanagara	Vijayapur	Yadgir	Total	
1	MURDER	3	1	0	7	17	5	5	0	1	0	3	2	0	1	1	6	2	0	1	4	1	0	2	2	1	6	0	2	3	4	1	3	5	1	1	1	2	0	94	
2	DACOITY	0	0	0	0	4	0	0	0	0	0	0	0	2	0	0	1	2	0	1	0	1	0	1	0	0	0	0	0	0	0	0	1	0	0	1	0	0	0	14	
3	ROBBERY	0	1	1	0	61	3	2	2	2	0	1	1	5	1	1	2	0	0	1	0	1	1	2	0	1	0	0	1	4	0	3	1	5	1	0	0	1	0	105	
3a	CHAIN SNATCHING	0	1	3	1	13	3	0	0	4	1	0	1	3	0	0	3	0	1	0	0	1	1	0	0	0	4	1	1	1	0	3	1	5	0	0	0	1	0	53	
4a	BURGLARY - DAY	3	1	4	6	18	8	2	1	1	4	1	1	3	2	0	2	2	6	2	2	1	0	1	0	1	3	1	0	4	1	1	1	6	0	0	1	0	2	92	
4b	BURGLARY - NIGHT	9	5	4	16	75	24	6	3	8	2	8	3	23	3	2	4	24	7	8	7	5	0	7	8	9	10	5	6	16	4	14	17	11	6	9	3	9	1	381	
5	THEFT	34	37	25	45	859	141	31	18	23	30	46	13	59	14	23	52	42	23	7	32	26	56	7	33	11	37	16	30	41	37	48	36	65	15	23	28	40	16	2119	
6	RIOTS	10	5	2	21	16	7	13	6	12	1	13	2	13	8	8	5	23	1	0	14	4	0	1	15	9	0	0	5	15	9	14	6	3	5	8	6	4	284		
7	CASES OF HURT	12	18	14	25	297	47	55	26	36	45	57	10	34	9	12	70	24	17	16	34	21	3	32	24	8	45	6	26	49	22	40	56	56	14	40	14	24	14	1352	
8	Spl & Local laws	77	194	20	126	2254	118	86	61	116	71	113	18	97	63	122	62	65	245	34	71	33	7	36	74	95	75	171	49	54	186	86	163	150	42	114	166	80	41	5635	
9a	RAPE	0	1	0	2	13	4	0	0	0	0	1	2	1	0	3	2	1	0	0	1	0	1	0	1	1	1	1	1	0	0	3	3	2	0	2	1	3	0	51	
9b	DOWRY DEATHS	1	0	0	0	2	4	1	1	0	0	0	0	1	1	0	1	0	0	0	0	0	0	0	2	0	0	0	0	0	0	0	0	0	0	0	0	0	0	0	14
10	POCSO	1	5	1	7	29	8	4	9	15	8	19	7	8	1	4	11	6	2	2	2	0	1	1	12	4	8	2	5	14	2	14	12	12	7	8	4	7	0	262	
11	SC ST & POA Act	2	1	2	9	29	3	5	2	5	7	5	2	3	5	5	7	5	4	0	5	3	0	2	2	1	6	2	4	2	3	5	6	7	1	4	3	3	3	163	
12a	107 Cr.P.C.	218	65	72	245	41	63	60	23	62	142	50	36	14	35	66	58	18	15	26	83	10	0	28	31	204	37	29	5	52	51	117	31	88	57	61	40	21	31	2285	
12b	109 Cr.P.C.	8	5	17	10	38	8	4	2	6	17	4	0	2	3	3	9	3	18	5	2	10	7	0	2	5	6	0	2	5	7	9	4	135	0	1	2	5	0	364	
12c	110 Cr.P.C.	9	1	4	8	237	61	5	0	26	19	0	67	12	6	9	38	3	29	30	8	3	1	1	74	0	35	14	12	1	6	2	2	166	20	7	15	21	4	956	
13	CYBER CRIME	4	10	6	12	1650	76	3	5	25	7	4	4	18	3	7	7	17	34	16	3	1	0	7	10	3	5	18	26	4	7	16	8	27	7	4	1	9	1	2065	
14a	Cr. Br. of Trust	1	1	0	1	18	1	2	1	0	1	1	0	3	0	0	0	2	2	0	1	0	0	0	2	1	1	0	3	0	0	1	3	0	1	0	0	0	0	47	
14b	CHEATING	5	6	5	10	280	41	1	3	10	7	9	2	7	5	0	10	4	3	1	3	9	0	6	4	3	3	10	17	4	7	10	16	17	19	8	7	3	2	557	
14c	COUNTERFEITING	0	0	0	0	4	0	0	0	0	0	0	0	0	0	0	0	0	0	0	0	0	0	0	0	0	0	0	0	0	0	0	0	0	0	0	0	0	0	4	
15	KMMC	0	0	0	0	0	0	0	0	0	0	0	0	0	0	0	0	0	0	0	0	0	0	0	0	0	0	0	0	0	0	0	0	1	0	0	0	0	1	2	
15a	MMDR	0	0	0	0	0	0	0	0	0	0	2	0	0	0	0	0	0	0	0	0	0	0	1	1	0	0	0	0	2	0	0	0	2	0	0	1	0	0	9	
16	Motor vehicles Theft Cases	17	27	19	23	472	98	10	9	18	12	16	7	36	6	7	33	29	11	3	6	15	8	0	15	6	21	6	17	19	13	32	12	35	3	11	8	20	3	1103	
17	NDPS Cases	1	6	1	12	32	0	2	2	3	5	15	1	15	0	0	7	0	10	0	2	1	4	7	19	2	3	118	2	2	1	1	16	8	9	3	0	1	0	311	

CRIME REVIEW FOR THE MONTH OF NOVEMBER - 2023 (As on 06/12/2023)

Sl. No.	Heads of Crime	During the current year upto the end of month under review	During the corresponding month of previous year	During the previous month	During the current month
	A - IPC Crime				
1	Murder (Sec.302/303 IPC)				
	For gain	23	2	0	5
	Over Property Dispute	19	1	3	2
	Due to Personal Vendetta or enmity	28	2	1	1
	Due to Sexual jealousy	19	3	1	0
	For dowry by burning	0	0	0	0
	For dowry by other means	10	0	2	2
	Due to Communalism	1	0	0	0
	Due to Casteism	1	0	0	0
	Witch Craft (Sorcery)	0	0	0	0
	For Human Sacrifice	0	0	0	0
	Due to Terrorism/Naxalism / Extremism	0	0	0	0
	For Political Reasons	0	0	0	0
	Due to Adultery	21	1	1	1
	Civil Disputes	53	12	3	6
	Electoral Gain	1	0	0	0
	Gang Rivalry	1	0	0	0
	Love Intrigue	17	3	0	2
	Professional	0	0	0	0
	Psychopathic/Serial Killer/Lunacy	0	0	0	0
	Rape with Murder	10	1	1	0
	Revenge/Enmity	47	6	10	2
	Sudden Quarrel	107	5	10	8
	Village Dispute	0	0	0	0
	Custodial	0	0	0	0
	Due to Other Causes	819	66	84	65
	Sub Total	1177	102	116	94
2	ATTEMPT TO MURDER (Sec. 307 IPC)				
	For Gain	26	1	3	1
	Over Property Dispute	55	8	1	3
	Due to Personal Vendetta or enmity	105	9	9	7
	Due to Sexual jealousy	14	1	0	0
	For Dowry other Means	40	4	3	2
	Dowry By Burning	1	0	0	1
	Due to Communalism	7	0	2	2
	Due to Casteism	3	0	0	0
	Witch Craft (Sorcery)	0	0	0	0
	For Human Sacrifice	1	0	0	0
	Terrorism /Naxalism / Extremism	0	0	0	0
	For Political Reasons	27	0	2	1
	Adultery	8	0	1	1
	Electoral Gain	0	0	0	0
	Gang Rivalry	2	0	0	0
	Love Intrigue	17	2	1	0
	Professional	5	0	0	0
	Rape	0	0	0	0
	Revenge/Enmity	214	18	26	14
	Sudden Quarrel	245	16	25	24
	Village Dispute	9	0	1	2
	Due to Other Causes	1619	145	177	167
	Civil Disputes	271	22	18	17
	Sub Total	2669	226	269	242

Sl. No.	Heads of Crime	During the current year upto the end of month under review	During the corresponding month of previous year	During the previous month	During the current month
3	CULPABLE HOMICIDE NOT AMOUNTING TO MURDER (Sec.304 IPC)				
	For Gain	0	0	0	0
	Over Civil Dispute	0	0	0	0
	Due to Personal Vendetta or enmity	1	1	0	0
	Due to Sexual jealousy	0	0	0	0
	For Dowry	1	0	0	0
	Due to Communalism	0	0	0	0
	Due to Casteism	0	0	0	0
	Witch Craft (Sorcery)	0	0	0	0
	For Human Sacrifice	0	0	0	0
	Terrorism /Naxalism / Extremism	0	0	0	0
	For Political Reasons	0	0	0	0
	Adultery	0	0	0	0
	Property Disputes	0	0	0	0
	Electoral Gain	1	0	0	0
	Gang Rivalry	0	0	0	0
	Love Intrigue	0	0	0	0
	Professional	0	0	0	0
	Sudden Quarrel	5	2	0	0
	Due to Other Causes	56	5	6	4
	Sub Total	64	8	6	4
4	ATTEMPT TO CULPABLE HOMICIDE NOT AMOUNTING TO MURDER (Sec. 308 IPC)				
	For Gain	1	0	0	1
	Over Civil Dispute	1	0	0	0
	Due to Personal Vendetta or enmity	0	0	0	0
	Due to Sexual jealousy	0	0	0	0
	For Dowry	0	0	0	0
	Due to Communalism	0	0	0	0
	Due to Casteism	0	0	0	0
	Witch Craft (Sorcery)	0	0	0	0
	For Human Sacrifice	0	0	0	0
	Terrorism /Naxalism / Extremism	0	0	0	0
	For Political Reasons	3	0	0	0
	Due to Other Causes	24	2	1	2
	Adultery	0	0	0	0
	Property Disputes	2	1	0	0
	Electoral Gain	1	0	0	0
	Gang Rivalry	0	0	0	0
	Love Intrigue	0	0	0	0
	Professional	0	0	0	0
	Sudden Quarrel	8	0	2	0
	Sub Total	40	3	3	3
5	RAPE (Sec.376, 376(A) to 376 (D) IPC)				
	Custodial Rape	1	0	1	0
	Attempt to Commit	9	1	0	0
	By a Gang	8	1	0	0
	By Parents	0	0	0	0
	By Hospital Staff	2	0	0	0
	By Husband During SepARATION	8	1	0	0
	By Neighbours	36	1	5	5
	By Relatives	40	4	4	5
	In Jail Custody	0	0	0	0
	In Remand Home	0	0	0	0
	InCest	0	0	0	0
	Known Person	336	31	38	32
	Unknown Person	7	2	0	1
	Due to Other Causes	103	5	8	8
	On Minor	0	0	0	0

Sl. No.	Heads of Crime	During the current year upto the end of month under review	During the corresponding month of previous year	During the previous month	During the current month
	Sub Total	550	46	56	51
6	KIDNAPPING AND ABDUCTION (Sec.360, 361, 363 to 369 IPC)				
	Missing - Boy	834	94	86	102
	Missing - Girl	2065	154	219	248
	For Ransom - of Children	7	1	0	2
	For Ransom - of Children for Begging	0	0	0	0
	For Ransom - of Women	6	1	1	1
	For Ransom - of Girls for Immoral Purpose	2	0	0	1
	For Ransom - of Others	55	4	5	6
	Procuration of Minor Girls - For Prostitution	0	0	0	0
	Procuration of Minor Girls - Importring of Girl	0	1	0	0
	Procuration of Minor Girls - For other Purpose	7	1	0	0
	Espionage	0	0	0	0
	Intent to Steal From Child	0	0	0	0
	Murder (Homicide)	0	0	0	0
	Obtain Signature Forcibly	0	0	0	0
	Recovering Loan	3	0	1	1
	Settling any Disputes	12	2	2	0
	Unnatural Lust / Illicit Intercourse	1	0	0	0
	Wrongful Confinement	7	2	1	0
	For Exporting	0	0	0	0
	From Lawful Guardianship	1	0	0	0
	For Camel Racing Etc.	0	0	0	0
	To Compel For Marriage	16	1	1	1
	For Slavery	0	0	0	0
	For Stealing From its Person	0	0	0	0
	Others	503	53	46	53
	Sub Total	3519	314	362	415
7	DACOITY (Sec. 395 to 398 IPC)				
	At ATM	0	0	0	0
	At Residential Premises	26	4	3	2
	On Highways	35	2	3	3
	In Trains	1	0	0	0
	At Banks	0	0	0	0
	At Commercial Places / Establishments	9	0	2	2
	On Other Roads	40	8	0	5
	In Other Places	52	6	4	2
	River & Sea	0	0	0	0
	Sub Total	163	20	12	14
7a	Preparation And Assembly for Dacoity	126	16	7	13
8	Robbery (Sec.392 to 394 IPC)				
	At ATM	0	0	0	0
	At Residential Premises	175	13	13	15
	On Highways	95	6	13	6
	In Trains	5	0	0	1
	At Banks	3	0	1	0
	At Commercial Places / Establishments	95	3	7	9
	In Other Places	715	69	74	69
	Chain Snatching	567	40	62	53
	Attempt to Commit	58	7	7	5
	Sub Total	1713	138	177	158
9	BURGLARY - NIGHT (Sec. 380 IPC R/W 453 TO 460, 462 IPC)				
	At Residential Premises	2483	202	266	195
	On Highways	4	0	1	1
	In Trains	0	0	0	0
	At Banks	46	8	3	4
	At Commercial Places / Establishments	833	62	77	89
	In Other Places	676	80	79	68
	Temple Theft	352	34	31	24
	Sub Total	4394	386	457	381

Sl. No.	Heads of Crime	During the current year upto the end of month under review	During the corresponding month of previous year	During the previous month	During the current month
10	BURGLARY - DAY (Sec. 380 IPC R/W 453 TO 460, 462 IPC)				
	At Residential Premises	940	73	75	80
	On Highways	2	0	1	0
	In Trains	0	0	0	0
	At Banks	3	0	1	1
	At Commercial Places / Establishments	36	5	0	5
	In Other Places	67	7	6	6
	Temple Theft	26	7	2	0
	Sub Total	1074	92	85	92
	Total Burglary (Burglary Day + Burglary Night)	5468	478	542	473
11	THEFT (Sec.379 to 389 IPC)				
	Of sand	1164	79	112	97
	Attempt to commit	58	2	6	7
	At ATM	11	0	2	2
	Of Automobiles - Of Tractors	144	14	10	12
	Communication And Elec. Wire	246	16	25	22
	Of Cattle	386	32	45	29
	Of Cycle	130	8	12	12
	Of Automobiles - Of Lorries/Trucks	136	8	12	9
	Of Automobiles - Of Buses	9	0	0	2
	Of Automobiles - Of Cars / Jeeps	272	24	30	23
	Of Automobiles - Of Two Wheelers	11385	869	1146	1036
	Of Automobies - of Three Wheelers	270	28	24	21
	Of Accessories of Motor Vehicle	251	21	30	28
	Govt. Vehicle	1	0	1	0
	Electronic Goods (Radio, TV, VCR, Acs, Office Automation Equipments)	1706	128	179	128
	Of Fire Arms	7	0	1	0
	Of Explosives	2	0	0	0
	Of Cultural - Idols	5	1	0	1
	Of Cultural - Painting	4	1	2	0
	Of Cultrual - Others	268	21	32	37
	Cash	618	47	55	58
	Jewellery	1324	80	137	152
	Other Items Not Included Above	1949	159	253	219
	In Running Train	59	4	7	5
	Extortion	207	18	25	16
	House Theft	1976	128	215	166
	Servant Theft	391	24	32	37
	Sub Total	22979	1712	2393	2119
12	RIOTS (Sec.141 to 153 IPC)				
	Land Dispute	1013	70	91	78
	Employee - Govt.	1	0	0	0
	Labour - Private Sector	3	0	0	1
	Labour - Public Sector	2	0	0	0
	Linguistic	4	1	1	1
	Political	69	5	0	1
	Regional	4	1	1	0
	Sectarian	0	0	0	0
	Students	6	0	1	0
	Tribal	1	0	0	0
	Due to Village Disputes	15	2	0	3
	Communal	5	0	0	1
	Industrial	4	2	0	0
	Caste	5	0	0	0
	Agrarian	2	0	0	0
	Others	2419	187	238	199
	Sub Total	3553	268	332	284
13	OFFENCES AGAINST STATE (Sec. 121 to 130, except 124(A) IPC)	0	0	0	0
14	OFFENCES PROMOTING ENEMITY (Sec. 153(A), 154(B) & 505 IPC)	94	2	17	10
15	CRIMINAL BREACH OF TRUST	455	35	39	47

Sl. No.	Heads of Crime	During the current year upto the end of month under review	During the corresponding month of previous year	During the previous month	During the current month
16	CHEATING (Sec.417 to 420 IPC)	6280	573	660	557
17	COUNTERFEITING (Sec. 231 to 263 (A), 489(A) to 489 (E) IPC)				
	Stock Share, Debenture Certificate	0	0	0	0
	Usage of Counterfeit Stamp	0	0	0	0
	Of Coins (Sec 231 to 254 IPC)	0	0	0	0
	Of Stamps (Sec.255 to 263(A) IPC)	0	0	0	0
	Of Currency Notes And Bank Notes (Sec. 489 (A) to 489 (E) IPC)	23	4	1	3
	Of Others	2	0	1	1
	Sub Total	25	4	2	4
18	FORGERY (Sec. 465, 468, 471, 473, 476, 477 & 477(A) IPC				
	Forgery	331	25	38	34
	Organised (Racket)	1	0	0	0
	Forgery of Passport	0	0	0	0
	Other Forgery	162	10	14	15
	Sub Total	494	35	52	49
19	CASES OF HURT (Sec. 323 to 335 IPC except 328, 332, 333)				
	Acid Attack (326(a))	2	0	0	0
	Attempt to Acid Attack (326(b))	1	0	0	0
	Grievous Hurt	1293	99	113	102
	Simple Hurt	14684	1072	1385	1250
	Custodial	1	0	0	0
	Sub Total	15981	1171	1498	1352
20	ADULTERATION (Sec. 272, 273 to 276 IPC)				
	Attempt to Commit	0	0	0	0
	Alcoholic Drink (Liquor)	1	1	0	0
	Cement & Chemical/Fertiliser	0	0	0	0
	Cosmetics	0	0	0	0
	Diesel	0	0	0	0
	Drug/Medicine	1	0	0	0
	Edible Oil	2	0	0	0
	Food Grain	1	0	1	0
	Kerosene	0	0	0	0
	Life Saving Drug	0	0	0	0
	Mobile Oil	0	0	0	0
	Petrol	0	0	0	0
	Petroleum Product	0	0	0	0
	Soft Drinks	1	0	1	0
	Spices	0	0	0	0
	Others	14	2	1	0
	Sub Total	20	3	3	0
21	AFFRAY (Sec. 160 IPC)	514	29	24	46
22	ARSON (Sec. 435, 436, 438 IPC)				
	Agricultural Produce	56	0	5	5
	Attempt to Commit	4	0	2	0
	Boat / Ship	0	0	0	0
	Dwelling House	17	2	1	0
	Educational Institution	1	0	1	0
	Govt. Property	5	2	0	0
	Industrial Establishment	3	0	0	0
	Place of worship	3	0	1	0
	Public Place	18	1	2	3
	Railway Property	0	0	0	0
	Vital Installation	0	0	0	0
	Warehouse (Godown)	4	0	1	0
	Others	138	8	14	11
	Sub Total	249	13	27	19
23	ASSAULT (Sec 356, 357 IPC)				
	Attempt To Commit	3	1	0	0
	On Contractor	0	0	0	0
	On Domestic Servant	0	0	0	0
	On Labourer	3	0	0	0
	On Man (General)	11	0	2	0
	On Man (SC)	1	0	0	0
	On Man (ST)	0	1	0	0
	On Manager/Executive (Other Than Public Servant)	0	0	0	0

Sl. No.	Heads of Crime	During the current year upto the end of month under review	During the corresponding month of previous year	During the previous month	During the current month
	On Member of Clergy (Christian, Budhist, Jain, Sikh)	0	0	0	0
	Member of Legislative Assembly / Council (MLA/MLC)	0	0	0	0
	On Member of Parliament (MP)	0	0	0	0
	On other Dignitaries /Public Figures	3	1	1	0
	On Press	1	0	0	0
	On Professional	2	0	0	0
	On Public Servant	1	0	0	0
	On Student	0	0		0
	On Teacher	0	0	0	0
	On Women (General)	11	0	3	0
	On Woman (SC)	0	0	0	0
	On Woman (ST)	0	0	0	0
	Sub Total	36	3	6	0
24	COMMUNAL / RELIGION (Sec. 295 to 297 IPC)				
	Attempt to Commit	6	0	2	1
	Caste Issue	9	0	2	0
	Communal Issue	60	2	15	11
	Linguistic Issue	2	0	0	1
	Political Issue	5	0	0	0
	Racial/Ethnic Issue	1	0	0	1
	Regional Issue	9	1	4	1
	Religious Issue	80	6	24	14
	Sectarian Issue	1	0	0	0
	Others	77	5	12	11
	Sub Total	250	14	59	40
25	CRIMINAL CONSPIRACY (Sec. 120(B), 121(A) IPC)				
	Conspiracy To Wage War	1	0	0	0
	Related to Substantive Offence	2	1	0	0
	Others	22	2	1	2
	Sub Total	25	3	1	2
26	CRIMINAL INTIMIDATION (Sec. 504 to 508 IPC)	2153	174	225	188
27	CRIMINAL MISAPPROPRIATION (Sec. 403, 404 IPC)				
	Attempt to Commit	0	0	0	0
	Bank	0	0	0	0
	Business Establishment	2	0	0	0
	Charitable Organisation	0	0	0	0
	Chitfund Organisation	0	0	0	0
	Co-operative Organisation	0	0	0	0
	Commercial Establishment/Shop	0	0	0	0
	Customs Department	0	0	0	0
	Excise Department	0	0	0	0
	Financial Institution	0	0	0	0
	Income Tax Department	0	0	0	0
	Other Government Organisation	2	0	0	0
	Postal Department	1	0	0	0
	Public Sector Undertakings	0	0	0	0
	Railway Department	0	0	0	0
	Revenue Department	0	0	0	0
	Sales Tax Department	0	0	0	0
	Social Organisation (Aided) (N)	0	0	0	0
	Transport Authority	0	0	0	0
	Trust - Other than religious	0	0	0	0

Sl. No.	Heads of Crime	During the current year upto the end of month under review	During the corresponding month of previous year	During the previous month	During the current month
	Trust - Religious	0	0	0	0
	Others	7	0	1	1
	Sub Total	12	0	1	1
28	CRIMINAL TRESPASS (Sec.447 to 452 IPC)				
	Attempt to Commit	11	1	0	0
	Club	2	1	0	1
	Hostel	2	0	0	1
	Hotel	12	4	1	1
	House	549	45	53	51
	Land	1282	92	111	116
	Office	59	3	4	4
	Prohibited Places	13	3	0	0
	Religious Place	13	0	1	0
	Restricted Area	18	1	0	2
	Others	212	13	22	24
	Sub Total	2173	163	192	200
29	CRUELTY BY HUSBAND (Sec. 498(A) IPC)				
	Husband	1023	79	102	96
	Husband And Relative(S) in Law	1277	120	133	105
	Relative(S) in Law	27	4	2	2
	Dowry Harassment	457	36	61	33
	Prevention of Gaming	0	0	0	0
	Sub Total	2784	239	298	236
30	DOWRY DEATHS (Sec.304(B) IPC)				
	By Husband	8	1	0	0
	By Husband And Relatives In Law	68	11	9	7
	By Relatives in Law	0	0	0	0
	By Burning	4	0	1	1
	By Hanging	62	6	4	6
	By Other Means	6	0	0	0
	Sub Total	148	18	14	14
31	DEATHS DUE TO RASHNESS/NEGLIGENCE (Sec.304(A) IPC)				
	Electrocution	21	3	4	1
	Adulterated Food/Drug	0	0	0	0
	Accident by Air	1	0	0	0
	Boat Accident	0	0	0	0
	Bridge/Dam Collapse	0	0	0	0
	Building Collapse	9	1	1	0
	Caused By Animal	3	0	0	0
	Death Due to Other Cause	64	6	2	6
	Electrocution Accident	55	1	7	4
	Explosion Accident	1	0	0	0
	Fire accident	0	0	0	0
	Gas Leakage Accident	3	0	0	0
	Improper Infrastructure In Construction	69	6	6	8
	Improper Medical Treatment	3	0	0	0
	In Custody of Public Servant	0	0	0	0
	In Jail/Judicial Custody	1	0	0	1
	In Police Custody	0	0	0	0
	Industrial Accident (Factory)	4	1	1	1
	Inflammable Substance	0	0	0	0
	Mine Accident	0	0	0	0
	Poisonous Substance	0	0	0	0
	Quarry Accident	1	0	0	0
	Spurious Liquor (Hooch) Accident	0	0	0	0
	Railway Accident	0	0	0	0
	Others	71	8	6	10
	Sub Total	306	26	27	31
32	MOTOR VEHICLE ACCIDENTS FATAL (Sec.304(A) IPC)				
	National Highways	3583	311	348	330
	State Highways	2841	238	246	244
	Other Roads	3839	342	357	327
	Other Places	169	13	18	18
	Sub Total	10432	904	969	919

Sl. No.	Heads of Crime	During the current year upto the end of month under review	During the corresponding month of previous year	During the previous month	During the current month
33	MOTOR VEHICLE ACCIDENTS NON-FATAL (Sec.279, 337, 338 IPC)				
	National Highways	9358	798	849	869
	State Highways	6630	579	562	638
	Other Roads	12593	1068	1216	1144
	Other Places	433	33	38	34
	Sub Total	29014	2478	2665	2685
34	DEATHS-MISCARRIAGE (Sec.312, 313, 314 IPC)				
	Child	10	1	2	0
	Woman	0	0	0	0
	Women and Child	1	0	0	0
	Sub Total	11	1	2	0
35	DEFENCE FORCES OFFENCES RELATING (also relating to desertion) (Sec.131 to 140, except 136 IPC)				
	Air Force	0	0	0	0
	Army	0	0	0	0
	Navy	0	0	0	0
	Sub Total	0	0	0	0
36	ESCAPE FROM LAWFUL CUSTODY AND RESISTANCE (Sec.224, 225, 225(B) IPC)				
	From Jail Custody	12	1	2	0
	From Police Custody	25	3	1	3
	Others	13	1	0	0
	Sub Total	50	5	3	3
37	IMPERSONATION (Sec.170, 171 IPC)				
	Attempt to Commit	4	0	1	0
	Non-Uniformed Authority	5	0	0	0
	Uniformed Authority	3	0	0	1
	Sub Total	12	0	1	1
38	MISCHIEF (Sec.427 to 440 except 434, 435, 436, 438 IPC)	415	24	40	30
39	MOLESTATION (Sec.354 IPC)				
	Attempt to Commit	80	8	4	5
	Private Place	1025	80	103	91
	Public Conveyance	15	1	3	1
	Public Place	2031	156	217	172
	Other Places	2747	255	261	220
	Sub Total	5898	500	588	489
40	POISONING-PROFESSIONAL (Sec. 328 IPC)				
	Attempt to Commit	12	2	0	3
	Fatal	0	0	0	0
	Non Fatal	5	0	0	1
	Sub Total	17	2	0	4
41	PORNOGRAPHY (Sec.292 to 294 IPC)				
	Advertisement	0	0	0	0
	Audio Tape	0	0	0	0
	Book	0	0	0	0
	Computer Software	0	0	0	0
	Figures	1	0	0	0
	Film (Blue)	0	0	0	0
	Painting	0	0	0	0
	Pamphlet	0	0	0	0
	Paper	0	0	0	0
	Photography	0	0	0	0
	Poster	0	0	0	0
	Video Film(Blue)	2	0	0	1
	Others	8	1	0	0
	Sub Total	11	1	0	1
42	PUBLIC JUSTICE (Sec.213 to 215 IPC)	3	0	1	0
43	PUBLIC NUISANCE (Sec.291 and 510 IPC)	122	15	21	6

Sl. No.	Heads of Crime	During the current year upto the end of month under review	During the corresponding month of previous year	During the previous month	During the current month
44	PUBLIC SAFETY (Sec.269 to 271, 277, 283, 289 IPC)	8471	612	320	343
45	OFFENCES AGAINST PUBLIC SERVANTS (Public servant is a victim) (Sec 182-188, 332, 333, 353 IPC)				
	Attempt to Commit	8	1	0	0
	Defence Personnel	2	0	0	0
	Jail Personnel	9	0	1	0
	Judicial Official	7	1	1	2
	Minister	0	0	0	0
	MLA	2	1	0	0
	MP	0	0	0	0
	Nationalised Bank Personnel	1	1	0	0
	Other Elected Member	4	0	0	0
	Other Enforcement Official	6	0	0	1
	Other Govt. Official	419	38	51	41
	Para Military Personnel	1	0	0	0
	Police Personnel	375	27	37	41
	Public Sector Undertaking Official	88	8	8	11
	Sub Total	922	77	98	96
46	OFFENCES BY PUBLIC SERVANTS (EXCEPT CORRUPTION) (Public servant is accused) (Sec.128, 139, 167, 218, 221, 222 IPC)				
	Defence Personnel	0	0	0	0
	Jail Personnel	0	0	0	0
	Judicial Official	0	0	0	0
	Minister	0	0	0	0
	MLA	0	0	0	0
	MP	0	0	0	0
	Nationalised Bank Personnel	0	0	0	0
	Other Elected Member	0	0	0	0
	Other Enforcement Official	0	0	0	0
	Other Govt. Official	3	0	0	0
	Para Military Personnel	0	0	0	0
	Police Personnel	0	0	0	0
	Public Sector Undertaking Official	0	0	0	0
	Others	2	0	0	0
	Sub Total	5	0	0	0
47	NEGLIGENT ACT (Sec.280 to 289, 336 to 338 except 283 IPC)				
	Death Causeed By Electric Shock	79	11	9	5
	Animal -Related	59	3	6	6
	Boat/Vessel - Related	0	0	0	0
	Explosive/Explosive Substances - Related	82	1	17	51
	Inflammable Substance- Related	14	1	5	1
	Machinery - Related	125	8	12	11
	Poisonous Substance - Related	10	1	1	1
	Other - Related	814	40	63	84
	Human - Related	609	22	46	48
	Sub Total	1792	87	159	207
48	RECEIVING OF STOLEN PROPERTY (Sec.411 to 414 IPC)	1	0	0	0
49	SEDITION (Sec. 124A IPC)				
	Attempt to Commit	0	0	0	0
	By Foreigner	0	0	0	0
	By National	0	0	0	0
	By National And Foreigner	0	0	0	0
	Sub Total	0	0	0	0

Sl. No.	Heads of Crime	During the current year upto the end of month under review	During the corresponding month of previous year	During the previous month	During the current month
50	INSULTING MODESTY OF WOMEN (EVE TEASING) (Sec.509 IPC)				
	Attempt to Commit	6	1	1	0
	Office	10	0	0	0
	Public Conveyance	2	0	0	0
	Public Place	45	1	6	3
	Other Places	61	2	6	5
	Sub Total	124	4	13	8
51	SUICIDE (Sec.305, 306, 309 IPC)				
	Dowry	7	0	0	0
	Abetment of Suicide	267	31	25	21
	Other Reasons	311	31	24	28
	Attempt to Commit suicide	140	5	19	9
	Sub Total	725	67	68	58
52	UNNATURAL SEX (Sec.377 IPC)				
	Abetment	0	0	0	0
	Animal	5	1	1	0
	Attempt	0	0	0	0
	Major - Man	3	0	0	0
	Major - Woman	4	0	0	0
	Minor - Boy	1	0	0	0
	Minor - Girl	0	0	0	0
	Sub Total	13	1	1	0
53	WRONGFUL RESTRAINT/CONFINEMENT (Sec.341 to 348 IPC)				
	Attempt to Commit	23	5	2	4
	To Extort Confession	5	0	1	1
	To Extort Property	15	0	1	0
	To settle Dispute	22	0	3	3
	Others	374	32	29	31
	Sub Total	439	37	36	39
54	INFANTICIDE (Sec.315, 316 IPC)				
	Male	0	0	0	0
	Female	0	0	0	0
	Sub Total	0	0	0	0
55	OFFENCES RELATED TO MARRIAGE (Sec.493 to 498 IPC)	45	3	6	2
56	BUYING & SELLING MINOR FOR PROSTITUTION (Sec.372, 373 IPC)	0	0	0	0
57	DOCUMENTS & PROPERTY MARKS (Sec.483 to 489 IPC)				
	Documents	1	0	0	0
	Property	2	0	2	0
	Sub Total	3	0	2	0
58	DEFAMATION (Sec.500 to 502 IPC)				
	Persons	5	0	1	1
	Printed Matter	1	0	0	0
	Others	1	1	0	0
	Sub Total	7	1	1	1
59	ELECTION(Sec.171(E) to 171(1) IPC)				
	Assembly	1016	0	1	0
	Parliament	3	0	0	0
	Other Elected Bodies	30	0	0	0
	Sub Total	1049	0	1	0
60	SLAVERY (Sec.370, 371, 374 IPC)				
	Man	0	0	0	0
	Woman	0	0	0	0
	Boy	0	0	0	0
	Girl	1	0	0	1
	Sub Total	1	0	0	1

Sl. No.	Heads of Crime	During the current year upto the end of month under review	During the corresponding month of previous year	During the previous month	During the current month
61	Attempting to commit offences (Sec.511 IPC)				
	Attempting to commit offences	180	16	18	12
	Sub Total	180	16	18	12
62	ILLEGAL DETENTION (Sec.342 IPC)	0	0	0	0
63	FALSE EVIDENCE (Sec.191 to 205 IPC)	16	1	1	1
64	EXPOSURE AND ABANDONMENT OF CHILD (Sec.317 IPC)				
	Boy	19	8	4	0
	Girl	39	3	4	5
	Sub Total	58	11	8	5
65	OF ABETMENT (Sec.107 to 120 IPC)	8	0	2	0
66	FAILURE TO APPEAR TO COURT (Sec.174, 229A IPC)				
	174 A	72	4	11	12
	229 A	218	17	40	44
	Sub Total	290	21	51	56
67	Concealment of birth by secret disposal of Child				
	Girl	27	3	1	2
	Boy	24	4	4	2
	Sub Total	51	7	5	4
68	ASSAULT OR USE OF CRIMINAL FORCE TO DISROBE WOMEN	18	2	3	2
69	Disobedience to Order Promulgated by Public/Servant				
	By Others	81	0	0	2
	By Private Institution	7	0	0	0
	By Govt. Institution	49	1	1	0
	Sub Total	137	1	1	2
70	Human Trafficking				
	Eunuch	0	0	0	0
	Men	0	0	0	0
	Boy	1	1	0	0
	Women	8	0	1	0
	Girl	0	0	0	0
	Sub Total	9	1	1	0
71	Aadhaar Act				
	Impersonation	0	0	0	0
	Offence by Company	0	0	0	0
	Offence by individual	0	0	0	0
	Sub Total	0	0	0	0
72	Giving false information respecting an offence com				
	Giving false information respecting an offence committed	4	0	1	0
	Sub Total	4	0	1	0
	Total Cognizable Crime Under IPC	134373	10715	12506	11641
	B - SPECIAL & LOCAL LAWS				
1	ANTIQUES (CULTURAL PROPERTY)				
	Antiques & Art Treasures Act 1972	0	0	0	0
	Ancient Monument & Archaeological Sites And Remains Act 1958	4	0	2	0
	Sub Total	4	0	2	0
2	ARMS ACT 1959				
	Country Made - Non Prohibited Bore - In Disturbed Area	14	2	2	2
	Country Made - Non Prohibited Bore - In Other Area	124	10	12	15
	Country Made - Prohibited Bore - In Disturbed Area	9	1	1	1
	Country Made - Prohibited Bore - In Other Area	78	4	9	9
	Factory Made - Non Prohibited Bore - In Disturbed Area	4	0	1	0
	Factory Made - Non Prohibited Bore - In Other Area	20	4	2	0
	Factory Made - Prohibited Bore - In Disturbed Area	0	0	0	0
	Factory Made - Prohibited Bore - In Other Area	29	3	1	2
	Sub Total	278	24	28	29

Sl. No.	Heads of Crime	During the current year upto the end of month under review	During the corresponding month of previous year	During the previous month	During the current month
3	ANIMAL				
	The Karnataka Prevention of Slaughter and Preservation of Cattle Ordinance 2020	165	12	10	12
	Wild Life Preservation Act 1972	0	0	0	0
	Wild Life Protection Act 1972	4	0	0	0
	Prevention of Cruelty to Animals Act 1960	156	17	11	10
	Elephant (Preservation) Act 1879	0	0	0	0
	Cattle Trespass Act 1871	1	0	0	0
	Sub Total	326	29	21	22

Sl. No.	Heads of Crime	During the current year upto the end of month under review	During the corresponding month of previous year	During the previous month	During the current month
4	CINEMATOGRAPHY ACT 1952				
	Films	0	0	0	0
	Video	0	0	0	0
	Sub Total	0	0	0	0
5	CONSUMER				
	Liquified Petroleum Gas Supply & Control Order 2000	53	4	4	4
	Consumer (Protection) Act 1986	9	0	3	0
	Essential Commodities Act 1955	426	75	41	35
	Prevention of Food Adulteration Act 1954	3	0	0	1
	Packaged Commodities (Regulation) order 1975	0	0	0	0
	Sub Total	491	79	48	40
6	COPY RIGHT ACT 1957				
	By Company	129	20	15	9
	By Individual	56	6	0	6
	Sub Total	185	26	15	15
7	CIVIL RIGHTS				
	Protection of Civil Rights Act 1955	13	0	0	0
	Sub Total	13	0	0	0
8	SCHEDULED CASTE AND THE SCHEDULED TRIBES				
	Scheduled Caste	1160	108	133	101
	Scheduled Tribes	250	24	26	22
	Scheduled Caste Women	426	33	41	31
	Scheduled Tribes Women	111	5	4	9
	Sub Total	1947	170	204	163
9	CHILDREN ACT				
	Child Labour (Prohibition & Regulation) Act 1986	116	1	5	6
	Child Marriage (Restraint) Act - 1929	129	13	10	9
	Juvenile Justice Act 1986	93	2	2	12
	Probation of offenders Act 1958	1	0	0	0
	Protection of Children from Sexual Offences Act 2012 (POCSO)	0	0	0	0
	Sub Total	339	16	17	27
10	PREVENTION OF CORRUPTION ACT 1988				
	Public Servant - Elected	0	0	0	0
	Public Servant - Gazetted - Central	0	0	0	0
	Public Servant - Gazetted - Defence	0	0	0	0
	Public Servant - Gazetted - Public Sector Undertaking	0	0	0	0
	Public Servant - Gazetted - State	0	0	0	0
	Public Servant - Non-Gazetted - Central	0	0	0	0
	Public Servant - Non-Gazetted - Defence	0	0	0	0
	Public Servant - Non-Gazetted - State	0	0	0	0
	Sub Total	0	0	0	0
11	CUSTOMS				
	Customs Act 1962	0	0	0	0
	Import/Export (Control) Act 1947	0	0	0	0
	Sub Total	0	0	0	0
12	Explosives				
	Explosives Substances Act 1908	31	2	8	3
	Explosives Act 1884	230	4	180	29
	Inflammable Substance Act 1952	0	0	0	0
	Sub Total	261	6	188	32
13	FOREIGN EXCHANGE				
	Smugglers and Foreign Exchange Manipulator Act 1976	0	0	0	0
	Foreign Exchange Regulation Act 1973	0	0	0	0
	Foreign Exchange Regulation Act 1952	0	0	0	0
	Sub Total	0	0	0	0
14	FOREIGNER				
	Foreigners Act 1946	12	4	0	0

Sl. No.	Heads of Crime	During the current year upto the end of month under review	During the corresponding month of previous year	During the previous month	During the current month
	Registration of Foreigners Act 1939	0	0	0	0
	Sub Total	12	4	0	0
15	FOREST				
	Indian Forest Act 1927	4	0	1	0
	Forest (Conservation) Act 1980	8	0	1	1
	Sub Total	12	0	2	1
16	HIJACKING				
	Foreign Aircraft - In India	0	0	0	0
	Foreign Aircraft - Outside India	0	0	0	0
	Indian Aircraft - In India	0	0	0	0
	Indian Aircraft - Outside India	0	0	0	0
	Sub Total	0	0	0	0
17	IMMORAL TRAFFIC				
	Organised	164	9	16	23
	Un-Organised	117	8	7	17
	Sub Total	281	17	23	40
18	BONDED LABOUR SYSTEM	30	0	0	0
19	INDIAN MOTOR VEHICLE	39	2	6	27
20	NARCOTIC DRUGS & PSYCHOTROPIC SUBSTANCES ACT				
	Cultivated/Processed	3383	181	79	97
	Synthetic	2867	205	145	214
	Sub Total	6250	386	224	311
21	PASSPORT ACT				
	Foreigner	1	4	0	1
	Indian	8	1	0	0
	Sub Total	9	5	0	1
22	REPRESENTATIVE OF PEOPLE ACT 1951 & 1988				
	Assembly	316	0	1	0
	Parliament	0	0	0	0
	Other Elected Bodies	17	0	0	0
	Sub Total	333	0	1	0
23	KARNATAKA POLICE ACT 1963				
	Gambling - Matka (78 Class C)	5404	435	557	429
	Street Gambling (87)	6433	348	519	1081
	House Gambling (79 & 80)	263	26	18	24
	Betting	550	43	109	76
	Others	1252	28	40	251
	Sub Total	13902	880	1243	1861
24	PREVENTION OF DAMAGE TO PUBLIC PROPERTY ACT 1984	143	9	13	9
25	POST & TELEGRAPH, TELEGRAPH WIRES (UNLAWFUL POSSESSION) ACT 1980	12	0	0	0
26	OFFICIAL SECURITY RELATED ACTS				
	Official Secrets Act 1923	1	0	0	0
	Essential Services Maintenance Act 1981	0	0	0	0
	Sub Total	1	0	0	0
27	PREVENTION OF TERRORISM ACT (POTA)	0	0	0	0
28	RAILWAYS ACT				
	Indian Railways Act 1989	3	1	0	1
	Railway Property (Unlawful Possession) Act 1966	1	0	0	0
	Sub Total	4	1	0	1
29	UNLAWFUL ACTIVITIES (Prevention) Act 1967	1	1	0	0
30	CRIMES RELATED TO WOMEN				
	Dowry Prohibition	2029	176	186	152
	Commission of SATI (Prevention) Act 1987	1	0	0	0
	Indecent Representation of Women (Prohibition) Act 1986	2	0	0	0
	Sub Total	2032	176	186	152
31	INDIAN LUNACY ACT	0	0	0	0

Sl. No.	Heads of Crime	During the current year upto the end of month under review	During the corresponding month of previous year	During the previous month	During the current month
32	INDIAN ELECTRICITY ACT	22	2	4	1
33	COTPA, CIGARETTES AND OTHER TOBACCO PRODUCTS	1355	38	70	77
34	KARNATAKA STATE LOCAL ACTS				
	Motor Spirit and High Speed Diesel (Regulation of supply, Distribution and Prevention of Malpractice	0	0	0	0
	Banning of Unregulated Deposit Schemes Act	0	1	0	0
	Karnataka Epidemic Diseases Act 2020	1	1	0	0
	Karnataka Cow Slaughters Act	246	20	17	14
	The Karnataka Prevention of Dangerous Activities of Bootleggers, Drug-offenders, Gamblers, Goonda Act	0	0	0	0
	Disaster Management Act 2005	1	0	0	0
	Karnataka Prevention of Slaughter and Preservation of Cattle Act 2020	189	23	10	6
	Karnataka Excise Act 1965	8875	434	447	422
	Karnataka Forest Act 1963	78	4	9	10
	Karnataka Education Act 1983 As Amended Upto Date	7	0	0	0
	Karnataka Kerosene Restriction Unuse Act 1956	0	0	0	0
	Karnataka University Act	0	0	0	0
	Karnataka Corruption Act	1	0	0	0
	Karnataka Medical Registration Act 1965	1	0	0	0
	Karnataka Land & Revenue Act 1964 & 2007	22	3	2	2
	Karnataka Kerosene Dealers License Order 1969	0	0	0	0
	Karnataka Society Registration Act	0	0	0	0
	Karnataka Minor Mineral Consistent Rule 1994	46	2	3	2
	Bangalore Development Authority Act	1	0	0	0
	Karnataka Prohibition of Beggery Act 1975	124	0	2	1
	Karnataka Municipalities Act 1964	2	0	0	1
	Karnataka Irrigation Act 1963	11	0	2	1
	Karnataka Fire Force act 1964	5	0	2	0
	Karnataka Consumer Protection Act 1986	0	0	0	0
	Karnataka Lottery Act	73	7	9	8
	Karnataka Weight & Measurement Act	0	0	0	0
	Karnataka Agriculture Marketing Regulation Act	2	0	0	1
	Karnataka Revenue Act	2	0	0	0
	Karnataka Mining Act	7	0	0	0
	Karnataka Betting Tax Act	0	0	0	0
	Karnataka Panchayat Raj Act	1	1	1	0
	Karnataka Open Place Disfigurement Act 1951	628	10	6	10
	Karnataka Right To Information Act 2000 & 2008	0	0	0	0
	Karnataka Urban Development Act 1987	0	0	0	0
	Karnataka Town & City Planning Act 1961	0	0	0	0
	Karnataka Race Betting Act	0	0	0	0
	Karnataka Devadasi's (Prohibition Of Dedication) Act 1982	0	0	0	0
	Cooperative Society Act	1	0	0	0
	Karnataka Entertainment Tax Act 1958	4	0	0	0
	Karnataka Land Acquisition (Prohibition) Act 2007	1	0	0	0
	Karnataka Money Lender Act 1961	5	1	0	2
	Karnataka Stamp Act 1957	0	0	0	0
	Karnataka Prisoners Act 1963 & 1974	50	4	4	2
	Karnataka Private Medical Institution Act 2007	3	0	1	1
	MMRD (Mines & Minerals Regulation Development) Act 1957	141	4	17	8
	Karnataka Treasure Trove Act 1962	2	0	0	0
	Karnataka Prohibition of Charging Exorbitant Interest Act 2004	11	1	2	2
	Karnataka Ayurvedic And Unani Pract. Regis. & Medical Prac. Misc. Prov. Act	0	0	0	0
	Other Local Acts	169	13	8	6
	Sub Total	10710	529	542	499

Sl. No.	Heads of Crime	During the current year upto the end of month under review	During the corresponding month of previous year	During the previous month	During the current month
35	CYBER CRIME				
	Information Technology Act 2000, 2009	19841	1232	2126	2065
	Sub Total	19841	1232	2126	2065
36	NATIONAL SECURITY ACT	0	0	0	0
37	POCSO				
	Custodial Rape	1	0	0	0
	Gang Rape	9	0	1	0
	Rape with Murder	0	0	0	0
	Rape	2340	208	204	181
	Others	962	73	80	81
	Sub Total	3312	281	285	262
	Total (Item 1 to 36)	62145	3913	5248	5635
C. CRIMES AGAINST WOMEN					
1	Rape (Sec. 376 IPC)				
	1.1 Custodial Rape	1	0	1	0
	1.2 Gang Rape	8	1	0	0
	1.3 other Cases of Rape	541	45	55	51
	Sub Total	550	46	56	51
2	Outraging modesty (Molestation) (sec.354 IPC)	5898	500	588	489
3	Kidnapping & Abduction of Women: (Sec.366 IPC)	136	14	15	11
4	Insulting modesty (Eve-Teasing) (Sec.294 & 509 IPC if victim is a woman)	124	4	13	8
5	Murder for Dowry - by burning (Sec.302 IPC)	0	0	0	0
6	Murder for Dowry - by other means (Sec.302 IPC)	10	0	2	2
7	Murder for other reasons	369	33	37	33
8	Attempt to Commit Murder for dowry by burning (Sec.307 IPC)	1	0	0	1
9	Attempt to Commit Murder for dowry by other means (Sec.307 IPC)	40	4	3	2
10	Attempt to Commit murder for other reasons	741	57	55	70
11	Dowry Death-by burning (Sec.304-B IPC)	4	0	1	1
12	Dowry Death-by other Means (Sec.304(B) IPC)	144	18	13	13
13	Cruelty by Husband or Relatives of Husband (Sec.498-A IPC)	2784	239	298	236
14	Abetment of Suicide (Sec.306 IPC)	130	18	8	13
15	Immoral Traffic (prevention) Act.	281	17	23	40
16	Indecent Representation of Women(Prohibition) Act-1986	2	0	0	0
17	Pornography	3	0	0	0
18	Offences against Public Servants (Sec.182-188-333-353 IPC)	118	9	13	10
19	Offences related to Marriage	33	3	2	2
20	Cyber Crimes	6966	465	681	652
	Total (Item 1 to 20)	18334	1427	1808	1634

Sl. No.	Heads of Crime	During the current year upto the end of month under review	During the corresponding month of previous year	During the previous month	During the current month
<u>D.CRIME AGAINST CHILDREN</u>					
1	Infanticide/ Foeticide (Sec. 315 & 316 IPC)	0	0	0	0
2	Rape on Minor	0	0	0	0
3	Exposure & abandonment (Sec. 317 IPC)	58	11	8	5
4	Kidnapping & Abduction of Children	3172	283	332	387
4.1	For Ransom - of Children	7	1	0	2
4.2	of Children - for begging	0	0	0	0
4.3	of Girls - Immoral Purpose	2	0	0	1
4.4	With intent to Steal from Child	0	0	0	0
4.5	Lawful Guardianship	1	0	0	0
4.6	Procuration of Minor Girls - For Prostitution	0	0	0	0
4.7	Procuration of Minor Girls - Importing of Girl	0	1	0	0
4.8	Procuration of Minor Girls - For Other Purposes	7	1	0	0
	Sub Total	3189	286	332	390
5	Selling of girls for Prostitution (Sec.372 IPC)	0	0	0	0
6	The Prohibition of Child Marriage Act - 2006	129	13	10	9
7	POCSO Act	3312	281	285	262
8	Death of Children due to miscarriage	11	1	2	0
9	Juvenile Justice Act	93	2	2	12
10	Child Labour (Pro.& Reg.) Act	116	1	5	6
11	Probation of Offenders Act	1	0	0	0
	Total (Item 1 to 11)	6909	595	644	684

Sl. No.	Heads of Crime	During the current year upto the end of month under review	During the corresponding month of previous year	During the previous month	During the current month
<u>E. CRIME AGAINST SCHEDULED CASTES / TRIBES BY NON SCs/STs</u>					
1	Murder	80	13	7	2
2	Rape	234	39	21	21
3	Kidnapping	66	7	2	8
4	Offences under the Protection of Civil Rights Act.	6	0	0	0
5	Offences under the SC & ST (prevention of Atrocities) Act 1989 (if the victim is SC)	1561	287	174	132
	Total (Item 1 to 5)	1947	346	204	163

G. MOTOR VEHICLE ACCIDENTS (DURING NOVEMBER 2023)

Sl.No.	Location of Accidents	No. of Cases			No. of Persons		
		Fatal	Non-Fatal	Total	Killed	Injured	Total
1	National Highways	330	869	1199	360	1420	1780
2	State Highways	244	638	882	252	1164	1416
3	Other Roads	345	1178	1523	357	1635	1992
	TOTAL	919	2685	3604	969	4219	5188

1. 919 Fatal cases have been reported in November 2023, on an average 31 fatal cases reported per day.
2. 2685 Non Fatal cases have been reported in November 2023, on an average 90 non fatal cases reported per day
3. Out of 919 fatal cases reported 330 of the cases are on National Highways.
4. Out of 2685 non fatal cases reported 869 of the cases are on National Highways.
5. Out of 969 persons killed in road accidents 360 persons killed in National highways, i.e., 37% persons killed in National highways
6. Out of 4219 persons injured in road accidents 1420 persons injured in National highways, i.e., 34% Persons injured in National highways

CASES REPORTED UNDER IPC AND SLL DURING THE MONTH UNDER REVIEW AND THE CURRENT YEAR					
Sl.No.	DISTRICTS/UNITS	IPC CRIMES		SLL CRIMES	
		During the month under review (Nov-2023)	During the current Year Upto the month under review	During the month under review (Nov-2023)	During the current Year Upto the month under review
	Commissionerates				
1	Bengaluru City	3072	38130	2253	24887
2	Mysuru City	219	2347	49	666
3	Hubballi Dharwad City	143	1596	245	1229
4	Mangaluru City	161	1893	171	1109
5	Belagavi City	138	1544	20	397
6	Kalaburagi City	164	1932	33	616
	Central Range				
1	Bengaluru Dist	617	6823	118	1780
2	Ramanagara	327	3739	86	1055
3	Tumakuru	485	5676	150	1794
4	Kolar	217	2345	74	602
5	Chickballapura	218	2452	116	1173
6	K.G.F	67	757	34	488
	Eastern Range				
1	Chitradurga	361	3936	113	1499
2	Davanagere	306	3385	97	1114
3	Shivamogga	346	4156	163	1611
4	Haveri	220	2227	65	855
	Western Range				
1	Dakshina Kannada	131	1616	18	393
2	Udupi	205	2157	42	852
3	Chikkamagaluru	234	2715	71	1208
4	Uttara Kannada	238	2162	114	1003
	Northern Range				
1	Belagavi Dist	399	4441	126	1853
2	Bagalkot	207	2119	77	959
3	Vijayapur	228	2747	80	1388
4	Dharwad	89	1108	63	546
5	Gadag	107	1116	122	892
	North Eastern Range				
1	Kalaburagi	219	2318	71	1066
2	Bidar	269	2819	86	1166
3	Yadgir	106	1324	41	764
	Southern Range				
1	Mysuru Dist	335	4103	54	893
2	Mandya	358	4498	75	1021
3	Chamarajanagar	159	1746	61	673
4	Hassan	449	4657	62	1173
5	Kodagu	150	1417	36	540
	Ballari Range				
1	Ballari	170	1863	194	1259
2	Koppal	131	1633	95	791
3	Raichur	190	2373	186	1435
4	Vijayanagara	137	1666	166	1301
	Karnataka Railways	69	835	7	84
	STATE	11641	134371	5634	62135

MAJOR HEADS FOR THE MONTH OF NOVEMBER-2023																						
Sl.NO	District Name	MURDER	ATTEMPT TO MURDER	RAPE	DACOITY	ROBBERY	BURGLARY DAY	BURGLARY NIGHT	THEFT	RIOTS	CASES OF HURT	CRUELTY BY HUSBAND	DOWRY DEATHS	FATAL	NON-FATAL	MOLES-TATION	SC/ST	GAMBLING	DP ACT	CYBER CRIME	POCSO	POCSO RAPE
	Commissionerates																					
1	Bengaluru City	17	34	13	9	74	18	75	859	16	297	51	2	73	326	90	29	45	67	1650	29	22
2	Mysuru City	2	2	1	0	2	0	6	30	0	26	5	0	23	70	5	4	2	7	26	5	3
3	Hubballi Dharwad City	0	0	0	0	1	6	7	23	1	17	7	0	9	31	6	4	173	0	34	2	1
4	Mangaluru City	0	4	1	0	1	1	5	16	0	6	1	0	13	78	6	2	22	5	18	2	0
5	Belagavi City	0	5	0	0	4	4	4	25	2	14	3	0	19	32	2	2	8	0	6	1	1
6	Kalaburagi City	1	3	0	1	2	1	5	26	4	21	6	0	15	42	3	3	22	3	1	0	0
	Central Range																					
7	Bengaluru Dist	5	8	4	3	6	8	24	141	7	47	7	4	42	151	10	3	10	1	76	8	4
8	Ramanagara	1	14	3	1	6	1	14	48	9	40	3	0	28	93	21	5	12	5	16	14	11
9	Tumakuru	5	9	2	1	10	6	11	65	6	56	7	0	60	156	16	7	32	10	27	12	8
10	Kolar	2	8	1	0	0	0	8	33	15	24	1	2	20	50	7	2	11	2	10	12	11
11	Chickballapura	1	2	0	0	6	1	8	23	12	36	1	0	24	60	9	5	25	2	25	15	13
12	K.G.F	1	3	0	1	1	2	8	7	0	16	1	0	6	12	2	0	3	4	16	2	2
	Eastern Range																					
13	Chitradurga	3	7	1	1	1	1	8	46	13	57	9	0	23	123	26	5	27	5	4	19	12
14	Davanagere	0	8	1	2	8	3	23	59	13	34	7	1	16	57	23	3	40	6	18	8	5
15	Shivamogga	3	13	3	2	2	1	17	36	14	56	6	0	27	69	28	6	61	3	8	12	10
16	Haveri	2	4	1	2	0	2	24	42	23	24	3	0	23	44	6	5	28	2	17	6	5
	Western Range																					
17	Dakshina Kannada	2	2	2	0	2	1	3	13	2	10	1	0	6	61	5	2	1	1	4	7	6
18	Udupi	1	4	0	0	1	0	6	15	3	14	4	0	26	86	7	1	7	1	7	7	5
19	Chikkamagaluru	0	0	0	0	1	4	2	30	1	45	4	0	27	68	14	7	16	2	7	8	4
20	Uttara Kannada	1	5	2	1	0	0	9	23	5	40	4	0	20	77	15	4	68	3	4	8	3
	Northern Range																					
21	Belagavi Dist	7	11	2	0	1	6	16	45	21	25	11	0	54	128	12	9	75	0	12	7	3
22	Bagalkot	3	7	0	0	0	3	9	34	10	12	2	1	35	48	16	2	56	2	4	1	1
23	Vijayapur	2	9	3	0	2	0	9	40	6	24	9	0	28	56	8	3	38	0	9	7	6
24	Dharwad	1	2	0	0	1	2	3	14	8	9	0	1	18	12	4	5	53	0	3	1	1
25	Gadag	1	3	3	0	1	0	2	23	8	12	1	0	19	13	7	5	86	0	7	4	3
	North Eastern Range																					
26	Kalaburagi	4	5	1	0	0	2	7	32	14	34	8	0	23	48	7	5	37	3	3	2	2
27	Bidar	5	11	0	1	2	2	6	31	13	55	11	1	24	64	4	5	44	1	3	4	1
28	Yadgir	0	4	0	0	0	2	1	16	4	14	5	0	12	28	9	3	25	1	1	0	0
	Southern Range																					
29	Mysuru Dist	3	4	0	0	5	4	16	41	5	49	10	0	21	109	25	2	12	1	4	14	12
30	Mandya	6	9	1	0	4	3	10	37	0	45	5	0	34	134	28	6	29	2	5	8	6
31	Chamarajanagar	0	2	0	0	2	1	3	18	6	26	2	1	22	48	8	2	21	4	5	9	4
32	Hassan	6	17	2	1	5	2	4	52	5	70	3	1	43	150	33	7	13	4	7	11	7
33	Kodagu	2	1	0	1	2	1	7	7	1	32	4	0	10	50	5	2	5	0	7	1	1
	Ballari Range																					
34	Ballari	1	6	1	0	2	1	5	37	5	18	15	0	16	25	2	1	148	0	10	5	1
35	Koppal	1	2	1	0	1	1	9	11	9	8	6	0	26	32	3	1	78	0	3	4	3
36	Raichur	4	7	0	0	0	1	4	37	15	22	7	0	14	31	10	3	147	5	7	2	1
37	Vijayanagara	1	6	1	0	0	1	3	28	8	14	6	0	20	22	7	3	130	0	1	4	3
	Karnataka Railways	0	1	1	0	2	0	0	56	0	3	0	0	0	1	0	0			0	1	
	Total	94	242	51	27	158	92	381	2119	284	1352	236	14	919	2685	489	163	1610	152	2065	262	181

MAJOR HEADS FOR THE YEAR 2023 (UPTO NOVEMBER)																						
Sl.No	Dist Name	MURDER	ATTEMPT TO MURDER	RAPE	DACOITY	ROBBERY	BURGLARY - DAY	BURGLARY - NIGHT	THEFT	RIOTS	CASES OF HURT	CRUELTY BY HUSBAND	DOWRY DEATHS	FATAL	NON-FATAL	MOLESTATION	SC/ST	GAMBLING	DP ACT	CYBER CRIME	POCSO	POCSO RAPE
	Commissionerates																					
1	Bengaluru City	193	501	158	90	745	242	822	9727	137	3295	633	24	72	326	1040	210	596	896	15979	519	368
2	Mysuru City	29	46	14	2	46	14	80	411	2	275	36	2	23	70	64	19	46	162	214	60	33
3	Hubballi Dharwad City	20	39	5	7	20	15	77	231	31	162	97	0	9	31	42	32	487	2	434	40	19
4	Mangaluru City	15	45	16	2	14	15	43	190	12	133	27	1	13	78	66	30	141	33	229	47	23
5	Belagavi City	17	37	6	5	20	24	120	249	65	138	67	0	19	32	39	15	121	5	79	17	12
6	Kalaburagi City	24	45	11	9	59	27	116	434	56	227	76	6	15	42	45	35	270	55	30	24	15
	Central Range																					
7	Bengaluru Dist	59	102	22	21	90	71	263	1470	113	592	157	15	42	151	187	92	168	31	687	111	55
8	Ramanagara	28	72	12	22	37	38	122	463	54	557	45	2	28	92	218	63	172	40	149	108	93
9	Tumakuru	47	107	18	7	74	58	189	712	53	762	71	5	60	157	289	79	488	109	232	156	100
10	Kolar	38	66	8	6	27	13	47	344	136	359	23	6	20	50	74	53	117	17	61	66	58
11	Chickballapura	20	38	9	3	26	24	97	261	139	431	27	7	25	59	102	43	255	19	229	148	129
12	K.G.F	9	25	4	1	5	12	40	85	18	187	17	2	6	12	32	21	34	23	114	33	28
	Eastern Range																					
13	Chitradurga	29	72	10	2	30	18	111	396	233	561	97	6	23	123	315	47	536	50	48	117	76
14	Davanagere	19	107	14	11	64	20	191	669	133	333	65	8	16	57	211	81	467	78	78	98	65
15	Shivamogga	34	124	10	17	36	12	136	369	178	719	75	3	27	69	302	88	389	105	42	181	142
16	Haveri	10	68	17	9	13	18	143	374	225	280	32	2	23	44	80	38	421	25	100	81	68
	Western Range																					
17	Dakshina Kannada	9	26	10	1	18	17	69	92	40	159	25	0	6	61	48	43	27	7	48	83	45
18	Udupi	12	23	11	2	21	17	72	149	26	170	32	0	26	86	59	37	180	10	119	49	37
19	Chikkamagaluru	29	44	6	3	10	28	90	268	71	518	58	0	27	68	189	80	207	13	84	97	64
20	Uttara Kannada	12	47	15	2	20	12	55	179	57	301	47	2	20	77	158	30	452	12	71	58	37
	Northern Range																					
21	Belagavi Dist	69	125	20	9	28	34	148	505	243	388	105	4	54	128	262	83	797	9	79	101	84
22	Bagalkot	33	82	8	12	15	36	100	257	99	152	17	4	36	47	172	41	406	20	44	53	41
23	Vijayapur	50	92	19	9	7	23	94	335	127	339	111	7	28	56	151	66	596	5	83	90	73
24	Dharwad	15	34	5	0	7	10	52	132	48	117	23	7	18	12	34	33	226	1	38	37	31
25	Gadag	13	29	7	0	10	6	51	183	98	99	30	3	19	13	69	36	394	2	52	43	37
	North Eastern Range																					
26	Kalaburagi	52	51	9	2	9	21	72	334	162	311	72	1	23	48	90	36	430	29	24	46	41
27	Bidar	34	59	3	5	29	24	150	331	127	502	98	3	24	64	56	41	613	13	34	47	31
28	Yadgir	13	27	6	3	4	8	29	208	99	175	37	0	12	28	89	28	363	8	13	33	32
	Southern Range																					
29	Mysuru Dist	28	54	13	4	38	29	198	370	130	825	64	6	21	109	262	59	171	9	36	138	93
30	Mandya	39	82	4	6	53	35	116	465	47	727	79	3	34	134	290	67	304	29	45	110	62
31	Chamarajanagar	18	39	2	2	18	12	63	125	77	352	24	4	22	48	163	42	124	16	39	71	46
32	Hassan	33	119	14	7	51	43	132	441	78	834	70	7	44	149	256	76	139	86	100	146	101
33	Kodagu	26	39	6	2	6	27	51	79	4	306	23	0	10	50	48	33	39	9	95	57	45
	Ballari Range																					
34	Ballari	16	51	10	2	13	22	72	386	73	169	97	2	16	25	55	27	646	26	70	43	20
35	Koppal	22	31	16	0	14	21	68	259	70	127	68	3	26	32	59	29	442	1	17	50	42
36	Raichur	38	57	18	2	4	17	59	513	211	224	101	3	14	31	180	76	789	50	27	70	56
37	Vijayanagara	16	60	13	1	3	9	53	263	81	151	58	1	20	22	96	38	596	24	12	107	70
	Karnataka Railways	8	5	1	1	29	0	3	719	1	21	0	0	0	1	6	0	0		1	4	3
	Total	1176	2670	550	289	1713	1072	4394	22978	3554	15978	2784	149	921	2682	5898	1947	12649	2029	6966	3339	2375

KARNATAKA SAKALA SERVICES ACT, 2011 AND (AMENDMENT) ACT, 2014**Unitwise - Month wise Report on Receipts & Disposals - November - 2023**

Police Department has implemented 24 SAKALA Services through PoliceIT Application. The district wise details of received, disposed and overdue status of services for November 2023 as on 30.11.2023 are as under.

SI No	District	No. of SAKALA Receipts during the Month	No. of SAKALA Disposals during the Month	No. of Pendency After due date as on 30.11.2023
1	Bengaluru City	31005	27255	11
2	Belagavi City	2758	2591	90
3	Hubli-Dharwad City	1701	1432	211
4	Mysore City	4530	4405	65
5	Mangalore City	3119	2883	75
6	Bagalkot	1630	1454	59
7	Ballari	1497	1359	25
8	Belagavi	1578	1585	9
9	Bengaluru Rural	3255	2595	245
10	Bidar	1365	1193	0
11	Chamarajanagar	1443	1305	3
12	Chikkaballapura	1850	1822	4
13	Chikkamagaluru	2253	1784	4
14	Chitradurga	1784	1616	6
15	Dakshina Kannada	858	850	8
16	Davanagere	2040	2124	0
17	Dharwad	1359	1198	75
18	Gadag	776	749	4
19	Hassan	2524	2196	31
20	Haveri	1331	1262	13
21	Kalaburagi	1054	1004	2
22	Kodagu	1006	882	12
23	Kolar	859	835	5
24	KGF	859	907	3
25	Koppal	798	858	0
26	Mandya	2743	2437	16
27	Mysuru	2251	2061	15
28	Raichur	910	854	9
29	Ramanagara	2350	2328	4
30	Shivamogga	2794	2711	15
31	Tumakuru	3294	2794	5
32	Udupi	1837	1705	0
33	Uttara Kannada	2756	2465	0
34	VijayaNagara	1143	1005	26
35	Vijayapura	2280	2281	16
36	Yadgir	483	458	15
	Total	96073	87243	1081

KARNATAKA SAKALA SERVICES ACT, 2011 AND (AMENDMENT) ACT, 2014**Unitwise - Month wise Report on Receipts & Disposals - November - 2023**

Police Department has implemented 24 SAKALA Services through PoliceIT Application. The Service wise details of received, disposed and overdue status of services for November 2023 as on 30.11.2023 are as under

Sl. No	Service Name	Stipulated Time	No. of Receipts During the Month	No. of Disposal During the Month as on 30.11.2023
1	Arms License Issue and Renewal Verification	30	0	0
2	Certification of Finger Print	20	6	5
3	Disposal of Petitions	45	32141	27920
4	Issue of copy of FIR to the complaintant	1	19211	19211
5	License for Amplified Sound System	3	413	404
6	License for Amusement	15	0	0
7	Missing Report of documents, Mobile phone etc	1	7677	7675
8	No objection to return to India permission in respect of Tibetans	20	0	0
9	No obligation to return to India (NORI) Certificate	20	0	0
10	NOC for Crackers License	7	975	1004
11	NoC for Passport Verification	20	648	548
12	NOC for petrol pump,gas agency,hotel,bar etc.	7	3	0
13	NOC for Residencial Permit Extension	7	0	0
14	NOC required for setting up of Petroleum, Diesel and Naphtha, Sale, Transport	21	0	0
15	Permission for Peaceful Assembly and procession	15	0	0
16	Police Clearance Certificate for going abroad (Visa for studies)/ Police Clearance Certificate for Foreign Nationals	20	267	231
17	Police verification Certificate for Coolies/Loader/Class IV Security Staff/ Supervisor at Airport (Individual applicants only)	20	5509	4640
18	Police Verification Certificate for domestic servants/house keeping	20	11	14
19	Police Verification Certificate for Institutions/ Companies	20	73	63
20	Police verification Certificate for Marriage Alliances	20	19	12
21	Police verification Certificate for Training Apprenticeship at Public Undertakings /for trainees/ Workers working on daily wages at Govt. Institutions	20	3035	2974
22	PVC for Central /State Govt. employees if request is received directly by the employee	20	494	478
23	Service Verification	20	25591	22064
24	Temporary Licence for Sale of Crackers	7	0	0
	Total		96073	87243

Comparitive Crime Statement 17 for the Years 2021, 2022, and 2023

KARNATAKA STATE	2021														2022														2023 As on 30/11/2023													
	Rep	Fal	Tr	Tru	NI	Con	Dis/ACQ	Com	PT	UI	Un	OD	AB	Rep	Fal	Tr	Tru	NI	Con	Dis/ACQ	Com	PT	UI	Un	OD	AB	Rep	Fal	Tr	Tru	NI	Con	Dis/ACQ	Com	PT	UI	Un	OD	AB			
PART-I (IPC Cases)																																										
Murder	1345	68	28	1250	0	25	111	0	979	22	62	2	49	1373	79	33	1261	0	2	34	0	1102	46	32	2	43	1176	26	25	1125	0	1	3	0	709	388	1	0	23			
Attempt to murder	2445	152	9	2284	0	20	188	13	1971	23	38	10	21	2841	160	8	2673	0	8	80	10	2316	216	18	15	10	2670	70	10	2590	0	1	5	0	1105	1468	2	6	3			
C.H.Not Amounting to murder	88	9	0	79	0	0	11	0	65	1	0	0	2	94	11	2	81	0	1	3	0	62	12	0	1	2	67	5	0	62	0	0	1	0	22	38	0	0	1			
Dacoity	179	21	3	155	0	0	6	0	129	6	14	0	0	217	19	4	194	0	0	3	0	161	19	11	0	0	165	3	3	159	0	0	0	0	57	102	0	0	0			
Preparation And Assembly For Dacoity	389	0	0	389	0	1	6	0	380	1	1	0	0	294	0	0	294	0	0	3	0	287	4	0	0	0	124	0	0	124	0	0	0	0	89	35	0	0	0			
Robbery	978	34	22	922	0	4	26	2	703	12	173	0	2	1069	48	11	1010	0	2	20	5	758	67	154	4	0	1146	23	19	1104	0	0	0	0	412	671	21	0	0			
Chain Snatching	664	13	5	646	0	3	14	0	453	5	171	0	0	669	3	8	658	0	1	5	1	444	47	159	1	0	567	3	3	561	0	0	0	0	169	378	14	0	0			
H.B.T by day	805	27	2	776	0	9	19	1	378	5	360	1	3	990	32	0	958	0	6	6	0	426	53	465	2	0	1072	17	0	1055	0	0	1	0	230	677	147	0	0			
H.B.T by night	4015	40	3	3972	0	42	69	7	1534	29	2283	3	5	4437	45	3	4389	0	24	19	2	1580	286	2473	2	3	4396	17	1	4378	0	1	4	0	630	2919	821	3	0			
House theft	915	52	2	861	0	5	13	6	371	4	458	3	1	1294	65	1	1228	0	5	11	5	411	29	766	1	0	1976	60	1	1915	0	0	0	0	319	995	599	2	0			
Ordinary Theft	15906	385	198	15323	1	482	306	1856	3921	35	8572	126	25	19452	535	303	18614	0	346	150	1662	5175	412	10713	143	13	20616	511	223	19882	0	133	15	316	3206	10380	5802	27	3			
Cattle thefts	412	6	3	403	0	9	7	25	172	2	186	2	0	478	8	1	469	0	3	8	24	183	24	222	2	3	386	7	2	377	0	1	0	2	69	229	76	0	0			
Receiving stolen Property	1	0	0	1	0	0	0	0	1	0	0	0	0	2	0	0	2	0	1	0	0	0	0	0	1	0	1	0	0	1	0	0	0	0	0	0	0	1	0	0		
Cheating	5425	1697	156	3572	0	14	22	83	2111	713	524	91	14	6407	1795	150	4462	1	9	19	54	1844	1883	587	50	16	6281	666	85	5530	0	1	1	10	531	4816	144	27	0			
Cr.Br.Trust	477	139	7	331	0	0	2	5	187	111	15	11	0	462	108	8	346	0	0	1	3	137	184	13	7	1	455	46	2	407	0	0	0	0	26	379	1	1	0			
C.C.Notes	33	0	0	33	0	0	1	0	15	1	15	1	0	29	0	0	29	0	0	0	0	13	2	14	0	0	23	0	0	23	0	0	0	0	3	8	12	0	0			
Sub Total - PART-I	34077	2643	438	30997	1	614	801	1998	13370	970	12872	250	122	40108	2908	532	36668	1	408	362	1766	14899	3284	15627	231	91	41121	1454	374	39293	0	138	30	328	7577	23483	7641	66	30			
PART-II (IPC Cases)																																										
304(A),IPC	9870	98	18	9754	2	430	803	15	6441	7	859	17	1182	11319	84	19	11216	2	324	294	14	8310	170	976	10	1118	10743	44	25	10674	0	61	22	0	5435	4288	341	8	519			
279,337,338 IPC	25196	200	18	24978	0	15769	376	280	7542	19	837	63	92	28900	226	20	28654	0	14907	247	295	11766	261	1044	68	66	29008	106	12	28890	0	5826	28	86	13412	8959	550	12	17			
Rioting	3972	365	5	3602	2	15	540	81	2901	22	25	15	3	3924	377	9	3538	0	12	196	50	2965	268	39	6	2	3554	152	5	3397	0	1	13	6	1578	1789	10	0	0			
Hurts	13336	684	16	12637	1	121	2239	479	9491	30	190	45	42	15367	834	21	14512	0	70	1160	369	12333	308	202	37	33	15977	529	24	15424	0	25	106	81	9028	6061	110	7	6			
Acid Attack (326(a))	2	1	0	1	0	0	0	0	0	0	1	0	0	7	1	0	6	0	0	1	0	5	0	0	0	0	2	0	0	2	0	0	0	0	1	1	0	0	0			
Kidnapping	2762	2415	38	309	1	3	36	1	173	54	39	2	1	3249	2805	42	402	0	0	22	1	208	142	22	3	2	3519	2198	22	1299	0	0	2	0	110	1179	7	1	0			
304(B) IPC	157	5	0	152	0	0	18	0	133	0	0	0	1	162	15	1	146	0	0	2	0	137	7	0	0	0	149	4	1	144	0	0	0	0	76	68	0	0	0			
498 (A) IPC	2279	217	61	2001	0	5	354	20	1570	20	0	19	13	2782	236	58	2488	0	6	173	12	2154	118	0	19	6	2784	141	42	2601	0	1	10	0	1225	1359	0	5	1			
354 IPC Molestation	4915	416	26	4474	0	19	569	44	3773	23	22	13	11	5867	535	24	5308	1	10	291	25	4699	229	36	11	7	5898	265	24	5609	0	1	20	8	2791	2758	23	6	2			
Rape	557	27	29	501	0	2	64	0	409	3	4	16	3	538	43	30	465	0	0	25	1	405	27	1	6	0	550	17	33	500	0	0	1	0	289	205	0	5	0			
353 IPC	1111	51	3	1057	0	26	58	1	914	20	32	5	1	993	46	0	947	0	15	9	1	821	89	6	3	3	922	14	3	905	0	9	0	0	452	437	3	3	1			
Other IPC	15772	1309	54	14409	0	5552	569	404	6902	265	556	102	59	14133	1361	83	12690	0	4525	187	330	5948	986	614	64	36	20185	778	53	19354	0	6486	22	134	6719	5701	269	17	6			
Sub Total - PART-II	79929	5788	268	73875	6	21942	5626	1325	40249	463	2565	297	1408	87241	6563	307	80372	3	19869	2607	1098	49751	2605	2940	227	1273	93291	4248	244	88799	0	12410	224	315	41116	32805	1313	64	552			

Comparative Crime Statement 17 for the Years 2021, 2022, and 2023

KARNATAKA STATE	2021														2022														2023 As on 30/11/2023													
Head Name	Rep	Fal	Tr	Tru	NI	Con	Dis/ACQ	Com	PT	UI	Un	OD	AB	Rep	Fal	Tr	Tru	NI	Con	Dis/ACQ	Com	PT	UI	Un	OD	AB	Rep	Fal	Tr	Tru	NI	Con	Dis/ACQ	Com	PT	UI	Un	OD	AB			
PART-III (SLL Cases)																																										
Arms Act	366	5	1	360	0	6	20	0	315	8	8	2	1	272	8	1	263	0	3	2	0	225	29	3	1	0	278	5	3	270	0	1	0	0	118	149	2	0	0			
Cow Slaughter	541	5	1	535	0	24	13	0	477	4	14	1	2	406	3	1	402	0	5	0	1	353	27	14	2	0	246	3	1	242	0	1	0	0	146	93	1	1	0			
Animal Sacrifice Act	311	11	4	296	0	26	4	2	237	3	19	3	2	462	20	2	440	0	17	2	1	359	34	26	1	0	326	8	1	317	0	11	0	0	169	130	6	1	0			
P.I.T Act	232	2	0	230	0	1	8	0	220	0	1	0	0	240	3	0	237	0	4	0	0	222	10	1	0	0	281	1	1	279	0	0	0	0	115	164	0	0	0			
POCSO	2880	39	88	2753	0	122	1008	4	1577	4	7	11	20	3188	55	96	3037	0	57	652	4	2267	13	10	18	16	3318	29	138	3151	0	3	124	0	2348	658	5	9	4			
K.P Act	336	5	0	331	0	144	6	0	174	1	1	4	1	461	5	1	455	0	158	6	2	266	5	4	11	3	1251	177	1	1073	0	140	1	1	657	264	2	7	1			
E.C Act	472	18	2	452	0	1	15	0	399	19	0	16	2	815	16	2	797	0	5	1	0	650	114	6	20	1	426	3	1	422	0	2	0	0	149	261	1	9	0			
SC/ST/Act	1750	303	48	1399	2	8	240	3	1101	27	5	11	4	2136	384	122	1630	1	6	127	2	1403	69	4	15	4	1947	231	38	1678	0	0	3	0	1114	545	5	10	1			
Explosive Act	183	19	0	164	0	18	2	1	114	5	20	3	1	62	3	1	58	0	7	0	0	31	12	7	1	0	261	1	0	260	0	1	0	0	14	243	2	0	0			
N.D.P.S Act	5789	5	0	5784	0	1846	66	10	3831	5	5	6	15	6406	12	3	6391	0	2052	33	9	4201	69	12	11	4	6250	6	0	6244	0	1279	8	7	3989	957	2	1	1			
TADA Act	0	0	0	0	0	0	0	0	0	0	0	0	0	0	0	0	0	0	0	0	0	0	0	0	0	0	0	0	0	0	0	0	0	0	0	0	0	0	0			
PCR Act	2	2	0	0	0	0	0	0	0	0	0	0	0	4	1	0	3	0	0	0	0	3	0	0	0	0	13	0	0	13	0	0	0	0	2	11	0	0	0			
R.P.Act	37	6	2	29	0	4	0	0	18	2	5	0	0	6	2	0	4	0	0	0	0	2	2	0	0	0	334	29	7	298	0	23	0	2	176	79	16	2	0			
Children Act	401	47	25	329	0	16	20	1	282	6	1	3	0	354	33	14	307	0	18	7	1	251	26	1	3	0	338	33	11	294	0	5	0	0	132	152	4	1	0			
Sati Act	0	0	0	0	0	0	0	0	0	0	0	0	0	0	0	0	0	0	0	0	0	0	0	0	0	0	0	0	0	0	0	0	0	0	0	0	0	0	0			
Cinema Autography Act	0	0	0	0	0	0	0	0	0	0	0	0	0	1	1	0	0	0	0	0	0	0	0	0	0	0	0	0	0	0	0	0	0	0	0	0	0	0	0			
Gambling Act	14082	2	2	14078	0	8623	222	83	5033	12	6	84	15	13044	1	0	13043	0	6589	120	69	6169	35	0	52	9	12649	4	4	12641	0	3055	29	32	7689	1825	0	11	0			
Excise Act	7523	1	0	7522	0	3146	406	91	3799	5	7	22	46	8865	0	0	8865	0	3891	255	72	4554	12	2	49	30	8875	2	1	8872	0	1769	44	30	5766	1214	24	17	8			
D.P Act	1885	137	83	1665	0	1	194	22	1388	31	1	27	1	2237	190	53	1994	0	0	74	12	1708	162	0	36	2	2029	61	36	1932	0	0	4	0	683	1240	0	5	0			
Other Special and Local Laws	13019	262	33	12724	0	1985	147	2100	2642	590	5136	107	17	14478	233	20	14225	0	350	28	1612	2042	2867	7299	20	7	23333	98	19	23216	0	411	3	317	2336	18313	1821	10	5			
Sub Total - PART-III	49809	869	289	48651	2	15971	2371	2317	21607	722	5236	300	127	53437	970	316	52151	1	13162	1307	1785	24706	3486	7389	240	76	62155	691	262	61202	0	6701	216	389	25603	26298	1891	84	20			
PART-IV (Cr.PC)																																										
107 Cr.p.C	0	0	0	0	0	0	0	0	0	0	0	0	0	1	0	0	1	0	0	0	0	1	0	0	0	0	0	0	0	0	0	0	0	0	0	0	0	0	0			
109 Cr.p.c	2	0	0	2	0	1	0	0	1	0	0	0	0	1	0	0	1	0	1	0	0	0	0	0	0	0	0	0	0	0	0	0	0	0	0	0	0	0	0			
110 Cr.P.C	1	0	0	1	0	0	0	0	0	0	0	0	0	0	0	0	0	0	0	0	0	0	0	0	0	0	0	0	0	0	0	0	0	0	0	0	0	0	0			
145 CR.P.C	0	0	0	0	0	0	0	0	0	0	0	0	0	0	0	0	0	0	0	0	0	0	0	0	0	0	0	0	0	0	0	0	0	0	0	0	0	0	0			
151 CR.p.c	0	0	0	0	0	0	0	0	0	0	0	0	0	0	0	0	0	0	0	0	0	0	0	0	0	0	1	0	0	1	0	0	0	0	1	0	0	0	0			
41(1)(d) 102 Cr.P.C	84	3	9	72	0	8	0	6	33	0	0	25	0	80	2	16	62	0	8	1	2	32	5	0	12	2	46	0	4	42	0	1	0	0	18	21	0	2	0			
Other Cr.P.C	8	1	1	6	0	2	0	1	2	0	0	1	0	4	1	1	2	0	1	0	0	1	0	0	0	0	2	0	0	2	0	0	0	0	0	1	0	1	0			
Sub Total - PART-IV	95	4	10	81	0	11	0	7	36	0	0	26	0	86	3	17	66	0	10	1	2	34	5	0	12	2	49	0	4	45	0	1	0	0	19	22	0	3	0			
Grand Total	163910	9304	1005	153604	9	38538	8798	5647	75262	2155	20673	873	1657	180872	10444	1172	169257	5	33449	4277	4651	89390	9380	25956	710	1442	196616	6393	884	189339	0	19250	470	1032	74315	82608	10845	217	602			
PART-V (Missing Cases)																																										
Head Name	Rep	Fal	Tr	Tru	UI	Tra	Untra							Rep	Fal	Tr	Tru	UI	Tra	Untra							Rep	Fal	Tr	Tru	UI	Tra	Untra									
Missing Person	15159	182	17	14954	257	13856	841							17695	167	22	17500	1053	15918	529							19056	157	21	18875	3166	15677	32									
PART-VI (PAR Cases)																																										
Head Name	Rep	Fal	Tr	Tru	UI	OD	BO							Rep	Fal	Tr	Tru	UI	OD	BO							Rep	Fal	Tr	Tru	UI	OD	BO									
PAR (Cr.PC)	22159	0	0	22159	7652	415	14092							41376	0	0	41376	15051	585	25740							49550	0	0	49550	27170	275	22105									

Aadhaar e-Sign details of FIR for the Month of November 2023

Sl.No	District_Name	FIR Count	FIR eSign Count	FIR %
1	Bagalkot District	306	306	100.00
2	Gadag District	245	245	100.00
3	SP Railways	80	80	100.00
4	Udupi District	262	262	100.00
5	Belagavi District	565	564	99.82
6	Ballari District	381	380	99.74
7	Belagavi City	171	169	98.83
8	Dakshina Kannada District	164	161	98.17
9	Hubballi Dharwad City	424	415	97.88
10	Vijayapur District	342	334	97.66
11	Dharwad District	163	159	97.55
12	Uttara Kannada District	390	339	86.92
13	Koppal District	237	205	86.50
14	Chamarajanagar District	252	217	86.11
15	K.G.F District	117	100	85.47
16	Chikkamagaluru District	337	228	67.66
17	Tumakuru District	696	405	58.19
18	Bidar District	383	222	57.96
19	Mysuru City	298	152	51.01
20	KODAGU(Madikeri) District	205	101	49.27
21	Haveri District	332	153	46.08
22	Vijayanagara District	320	145	45.31
23	Kolar District	326	125	38.34
24	Chickballapura District	385	141	36.62
25	Mysuru District	446	132	29.60
26	Mandya District	475	127	26.74
27	Kalaburagi City	217	58	26.73
28	Yadgir District	158	40	25.32
29	Kalaburagi District	307	58	18.89
30	Davanagere District	483	86	17.81
31	Mangalore COP	351	55	15.67
32	Bengaluru District	881	130	14.76
33	Chitradurga District	539	75	13.91
34	Bengaluru City	5805	801	13.80
35	Raichur District	399	54	13.53
36	Ramanagara District	466	61	13.09
37	Hassan District	546	67	12.27
38	Shivamogga District	570	43	7.54
Total		19024	7395	38.87

Aadhaar e-Sign details of Chargesheet for the Month of November 2023

SI No.	District_Name	Charge sheeted	e-Signed Charge sheeted	Charge sheet %
1	Gadag District	147	131	89.12
2	Hubballi Dharwad City	330	274	83.03
3	Mangalore COP	258	205	79.46
4	Ballari District	370	266	71.89
5	Udupi District	223	147	65.92
6	Dharwad District	157	87	55.41
7	Chamarajanagar District	206	108	52.43
8	Dakshina Kannada District	124	60	48.39
9	Belagavi District	309	124	40.13
10	Uttara Kannada District	243	89	36.63
11	K.G.F District	117	26	22.22
12	Vijayapur District	246	54	21.95
13	Koppal District	183	39	21.31
14	Bagalkot District	220	45	20.45
15	Vijayanagara District	300	61	20.33
16	Kolar District	346	66	19.08
17	Belagavi City	95	17	17.89
18	Mysuru City	258	38	14.73
19	KODAGU(Madikeri) District	120	17	14.17
20	Mandya District	498	61	12.25
21	Chikkamagaluru District	294	36	12.24
22	SP Railways	33	3	9.09
23	Bidar District	253	20	7.91
24	Davanagere District	272	19	6.99
25	Tumakuru District	689	47	6.82
26	Hassan District	366	23	6.28
27	Chickballapura District	310	15	4.84
28	Kalaburagi District	166	8	4.82
29	Kalaburagi City	131	6	4.58
30	Bengaluru City	3086	138	4.47
31	Shivamogga District	681	16	2.35
32	Chitradurga District	496	10	2.02
33	Raichur District	303	3	0.99
34	Ramanagara District	293	2	0.68
35	Haveri District	167	1	0.60
36	Bengaluru District	543	0	0.00
37	Mysuru District	348	0	0.00
38	Yadgir District	123	0	0.00
Total		13304	2262	17.00

Vehicle Log Details For The Month Of November-2023

Chief Office

As On: 18/12/2023

S.No.	District/Unit Name	Actual Strength	Log Entered Vehicles For The Month	Log Not Entered Vehicles For The Month	Remarks
1	Bagalkot	167	167	0	
2	Ballari	169	164	5	
3	Belagavi City	210	209	1	
4	Belagavi Dist	268	268	0	
5	Bengaluru City	3,052	2,257	795	
6	Bengaluru Dist	210	91	119	
7	Bidar	224	219	5	
8	Chamarajanagar	120	120	0	
9	Chickballapura	136	136	0	
10	Chikkamagaluru	235	234	1	
11	Chitradurga	187	128	59	
12	Coastal Security Police	42	28	14	
13	Dakshina Kannada	178	173	5	
14	Davanagere	206	172	34	
15	Dharwad	117	117	0	
16	Gadag	164	160	4	
17	Hassan	190	190	0	
18	Haveri	146	146	0	
19	Hubballi Dharwad City	257	239	18	
20	K.G.F	99	86	13	
21	Kalaburagi	208	155	53	
22	Kalaburagi City	160	137	23	
23	Karnataka Railways	89	89	0	
24	Kodagu	139	104	35	
25	Kolar	176	163	13	
26	Koppal	160	160	0	
27	Mandya	231	231	0	
28	Mangaluru City	213	182	31	
29	Mysuru City	247	190	57	
30	Mysuru Dist	219	219	0	
31	Raichur	177	176	1	
32	Ramanagara	199	142	57	
33	Shivamogga	218	218	0	
34	Tumakuru	298	168	130	
35	Udupi	208	206	2	

S.No.	District/Unit Name	Actual Strength	Log Entered Vehicles For The Month	Log Not Entered Vehicles For The Month	Remarks
36	Uttara Kannada	221	212	9	
37	Vijayanagara	138	138	0	
38	Vijayapur	219	218	1	
39	Yadgir	144	85	59	
40	Forest Cell	45	30	15	
41	CID	214	106	108	
42	ISD Bengaluru	72	63	9	
43	State INT	740	533	207	
44	APTS Yelahanka	16	6	10	
45	Battalion I - Bangalore	59	42	17	
46	Battalion II - Belgaum	31	13	18	
47	Battalion III - Bangalore	49	46	3	
48	Battalion IV - Bangalore	40	26	14	
49	Battalion IX - Bangalore	32	32	0	
50	Battalion V - Mysore	36	32	4	
51	Battalion VI - Gulbarga	38	28	10	
52	Battalion VII - Mangalore	33	29	4	
53	Battalion VIII - Shimoga	35	35	0	
54	Battalion X - Haveri	40	19	21	
55	Battalion XI - Hassan	45	42	3	
56	Battalion XII Tumakuru	39	39	0	
57	Central Range	5	2	3	
58	Centre for Counter Terrorism	44	4	40	
59	Chief Office	117	29	88	
60	COMMANDANT MOUNTED	20	18	2	
61	Eastern Range	3	3	0	
62	FPB Unit	19	2	17	
63	FSL Madiwala	20	8	12	
64	I.R.B. Vijayapura	40	20	20	
65	IGP Railways	3	3	0	
66	IGP TRAINING	8	7	1	
67	IIIrd BN KSISF	27	19	8	
68	IIInd BN KSISF	25	24	1	
69	IRB Munirabad	48	41	7	
70	ISD	145	106	39	
71	Ist BN KSISF	43	43	0	
72	Kalaburgi Range	5	2	3	
73	KPA Mysore	29	27	2	
74	KSPTS Channapatna	20	20	0	

S.No.	District/Unit Name	Actual Strength	Log Entered Vehicles For The Month	Log Not Entered Vehicles For The Month	Remarks
75	KSPTS Khanapur	21	21	0	
76	KSRP PTS BELAGAVI	17	16	1	
77	KSRP Training Munirabad	12	11	1	
78	PDMS Yelahanka	28	22	6	
79	PTC Gulbarga	37	20	17	
80	PTS Aimangala	18	7	11	
81	PTS Dharwad	19	19	0	
82	PTS Hassan	19	0	19	
83	PTS Kaduru	15	15	0	
84	PTS Mysuru	19	19	0	
85	PTS Thanisandra	19	0	19	
86	RFSL Ballari	5	0	5	
87	RFSL Belgaum	9	7	2	
88	RFSL Davanagere	8	8	0	
89	RFSL Gulbarga	6	5	1	
90	RFSL Hubballi	6	0	6	
91	RFSL Mangalore	12	2	10	
92	RFSL Mysore	9	6	3	
93	SCRB	49	49	0	
94	Southern Range	8	7	1	
95	Special Task Force	8	0	8	
96	State Wireless	81	80	1	
97	TTI Bangalore	5	4	1	
98	Western Range	2	0	2	
	Grand Total	12658	10314	2344	

Sevasindhu Statistics for the Month of November 2023				
Sl.No	Service Name	Received	Disposed	Pending
1	Job / Service Verification	26283	24489	1794
2	Police Verification Certificate(PVC) for Central/State Govt employees if request is received directly by the employee / By Concerned Department	668	616	52
3	Police Clearance Certificate for going abroad (Visa for studies)/ Police Clearance Certificate for Foreign Nationals	268	256	12
4	Police verification Certificate for Coolies/Loader/Class IV Security Staff/ Supervisor at Airport (Individual applicants only)	5489	5065	424
5	Police Verification Certificate for domestic servants/house keeping	11	11	0
6	Police Verification Certificate for Institutions/ Companies	66	58	8
7	Police verification Certificate for Marriage Alliances	19	17	2
8	Police verification Certificate for Training Apprenticeship at Public Undertakings /for trainees/ Workers working on daily wages at Govt. Institutions	3060	2791	269
9	Amplified Sound System	0	0	0
10	Missing Report of documents, Mobile phone etc	511	128	383
11	Disposal of petitions	28	7	21
12	Locked Home Details	0	0	0
13	Senior Citizen Registration	204	0	204
14	Complaint Registration	122	12	110
15	License for Amusement	0	0	0
16	No obligation to return to India (NORI) Certificate	0	0	0
17	NOC for petrol pump,gas agency,hotel,bar etc.	3	1	2
18	Permission for Peaceful Assembly and procession	0	0	0
19	Application for Temporary License for Sale of Crackers	964	264	700
20	NOC for setting up of Petroleum, Diesel and Naphtha sale and transport	0	0	0
Total		37696	33715	3981

Unitwise Statistics of cases Booked under COTPA Act 2003 for the month of November- 2023							
Sl. No.	Unit / District	Section 4	Section 5	Section 6A	Section 6B	Section 7	Total Fine Amount Collected
(1)	(2)	(3)	(4)	(5)	(6)	(7)	(8)
I	Commissionerate						
1	Bengaluru City	4422	0	2	10	2	731560
2	Mysuru City	96	0	0	0	0	13750
3	Hubli-Dharwad City	93	0	0	0	0	9300
4	Mangaluru City	529	0	0	0	0	30105
5	Belagavi City	1254	0	0	0	0	45150
6	Kalburgi City	51	0	0	0	0	10100
II	Central Range						
1	Bengaluru Dist.	58	0	0	0	0	5800
2	K.G.F.	180	0	0	0	0	17550
3	Kolar	154	0	0	0	0	16000
4	Tumakuru	55	0	0	0	0	8250
5	Chickballapura	121	0	0	0	0	7150
6	Ramanagara	212	0	0	0	0	23800
III	Eastern Range						
1	Chitradurga	212	0	0	0	0	21450
2	Davanagere	570	0	0	0	0	58200
3	Shivamogga	809	0	0	0	0	66750
4	Haveri	185	0	0	0	0	16650
IV	Western Range						
1	Chickmagalur	27	0	0	0	0	4200
2	D.K.	132	0	0	0	0	13450
3	Udupi	200	0	0	0	0	21700
4	U.K.	381	0	0	0	0	42900
V	Northern Range						
1	Bagalakote	76	0	0	0	0	7600
2	Belagavi dist.	91	0	0	0	0	9100
3	Vijayapura	12	7	0	0	0	1900
4	Dharwad	0	0	0	0	0	0
5	Gadag	1055	0	18	0	0	88750
VI	North Eastern Range						
1	Bidar	144	0	30	0	0	15900
2	Kalaburgi	176	0	0	0	0	21100
3	Yadgiri	103	0	0	0	0	9800
VII	Southern Range						
1	Chamarajanagar	663	0	0	0	0	38650
2	Hassan	34	0	0	0	0	2950
3	Kodagu	24	0	0	0	0	2900
4	Mandya	806	0	0	0	0	54100
5	Mysuru Dist.	26	0	0	0	0	2600
VIII	Ballari Range						
1	Ballari	1151	0	0	0	0	114370
2	Vijayanagara	354	0	0	0	0	35400
3	Koppal	440	0	0	0	0	50200
4	Raichur	1085	0	0	0	0	120100
IX	Karnataka Railways	63	0	0	0	0	6500
Total		16044	7	50	10	2	1745735.00