

**GOVERNMENT OF KARNATAKA  
POLICE DEPARTMENT**



**CRIME REVIEW**

AND

**PERFORMANCE OF UNITS UNDER**

**CCTNS PROJECT**

**SEPTEMBER – 2023**

POLICE 

POLICE COMPUTER WING &  
STATE CRIME RECORDS BUREAU

7<sup>TH</sup> Floor, M.S. Building,  
Dr.B.R.Ambedkar Road,  
Bengaluru – 560001.

email:adgppcw@ksp.gov.in

# INDEX

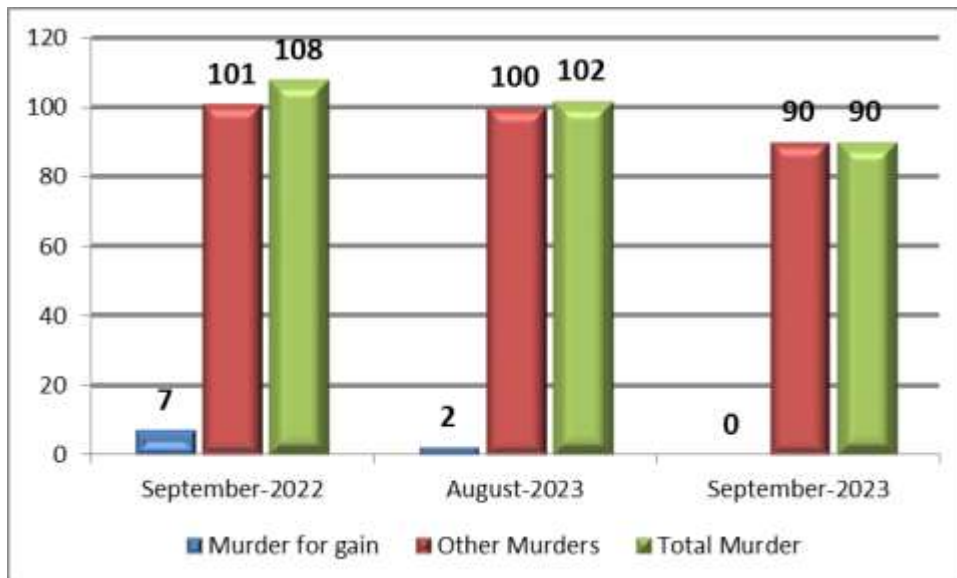
Sl. No.	CONTENTS	Page No.
1	Crime Review on – 1) Murder 2) Dacoity 3) Robbery 4) Burglary 5) Theft 6) Riots 7) Hurt 8) Spl. & local laws 9) Crime against Women 10) POCSO 11) SC & ST POA Act 12) Security cases 13) Cyber Crimes 14) Economic Offences & 15) MMDR & KMMCR 16) Motor Vehicles Theft Cases 17) NDPS Cases	1-17
2	District-wise Reported cases under various heads for the month of September – 2023	18
3	Crime Statistics – IPC Crimes	19-29
4	Crime Statistics – Special & Local laws	29-34
5	Crime Statistics – Crime against Women	34
6	Crime Statistics – Crime against Children	35
7	Crime Statistics – Crime against SC & ST	36
8	Crime Statistics – Road Accidents	37
9	Commissionerate & Range Wise IPC & SLL Cases	38
10	Commissionerate & Range Wise Major heads Cases	39 & 40
11	Unit-wise report on Receipts & Disposals under SAKALA services	41-42
12	Comparative Crime Statement – 17	43-44
13	e-Sign details – FIR & Chargesheet	45-46
14	Police IT MT Module log book details	47-49
15	Seva Sindhu – September month report	50
16	District Wise COTPA Statistics	51

## CRIME REVIEW FOR THE MONTH OF SEPTEMBER – 2023

### 1. Murder

As per the review for the month 90 cases of Murder were reported (No cases of Murder for gain) as against 102 Murder cases (2 cases of Murder for gain has been reported) in the previous month & 108 Murder cases (7 cases of Murder for gain) in the corresponding month of previous year.

Month	Year	Murder for gain	Other Murders	Total Murder
September	2023	0	90	90
August	2023	2	100	102
September	2022	7	101	108

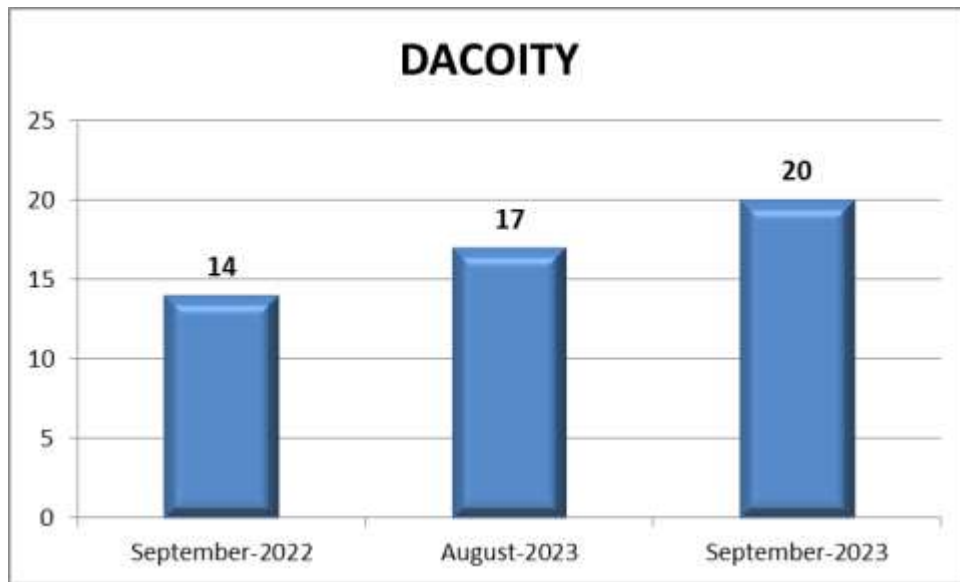


There is a decrease in the reported cases of Murder during the current month when compared to the cases of previous month and to the corresponding month of previous year.

## 2. Dacoity

20 cases of Dacoity were reported during the current month as against 17 cases in the previous month and 14 cases in the corresponding month of previous year.

Month	Year	Dacoity Cases
September	2023	20
August	2023	17
September	2022	14



There is an increase in the reported cases of Dacoity during the current month when compared to the cases of previous month and to the corresponding month of previous year.

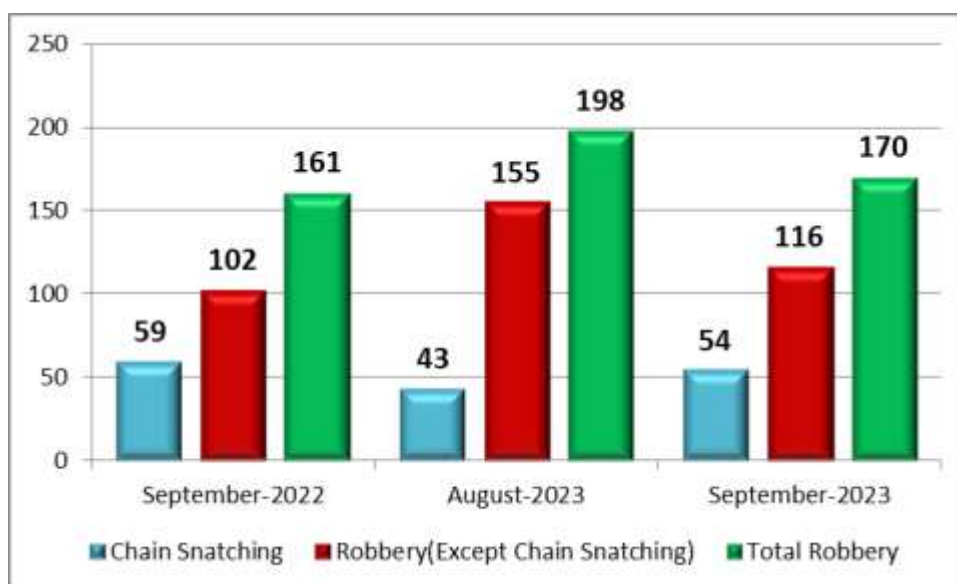
The unit wise break up of Dacoity cases for the month under review is as follows:-

Name of the unit	No. of cases	Name of the unit	No. of cases
Bengaluru City	3	Belagavi District	3
Bagalkot District	3	Ramanagara District	3
Belagavi City	1	Hubli-Dharwad City	1
Bengaluru District	1	Chamarajanagar District	1
Chikmagalur District	1	D.K. District	1
Hassan District	1	Kodagu District	1

### 3. Robbery

170 cases of Robbery were reported during the current month (including 54 chain snatching cases) as against 198 cases (43 cases of Chain snatching) in the previous month and 161 cases (59 cases of Chain snatching) in the corresponding month of previous year.

Month	Year	Chain Snatching	Robbery (Except Chain Snatching)	Total Robbery
September	2023	54	116	170
August	2023	43	155	198
September	2022	59	102	161



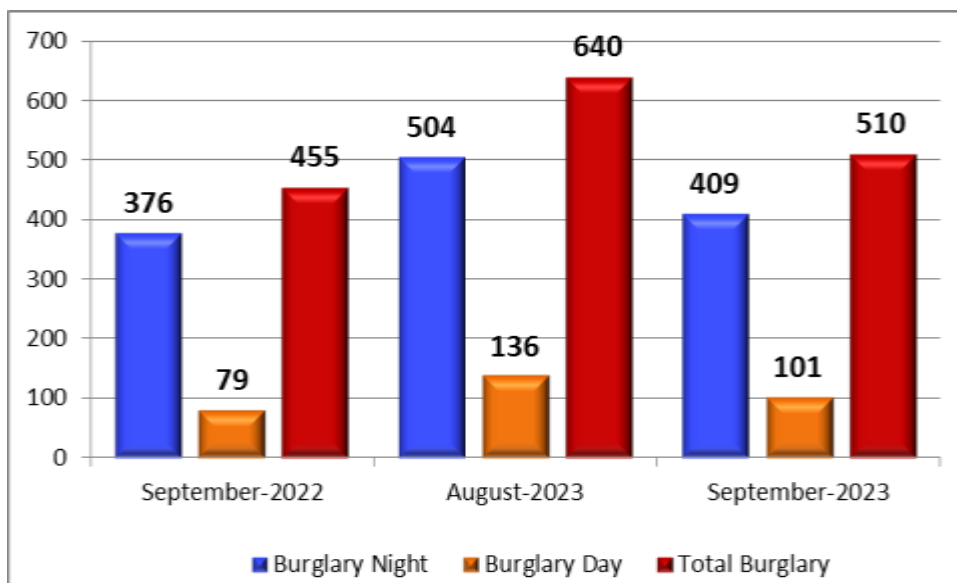
There is a decrease in the number of cases reported during the current month under the head Robbery when compared to the cases of previous month and an increase when compared to the corresponding month of previous year.

There is an increase in the number of cases reported during the current month under Chain Snatching when compared to the cases of previous month and a decrease when compared to the corresponding month of previous year.

#### 4. Burglary

510 cases of Burglary were reported during the month as against 640 cases in the previous month and 455 cases during the corresponding month of previous year.

Month	Year	Burglary Night	Burglary Day	Total
September	2023	409	101	510
August	2023	504	136	640
September	2022	376	79	455

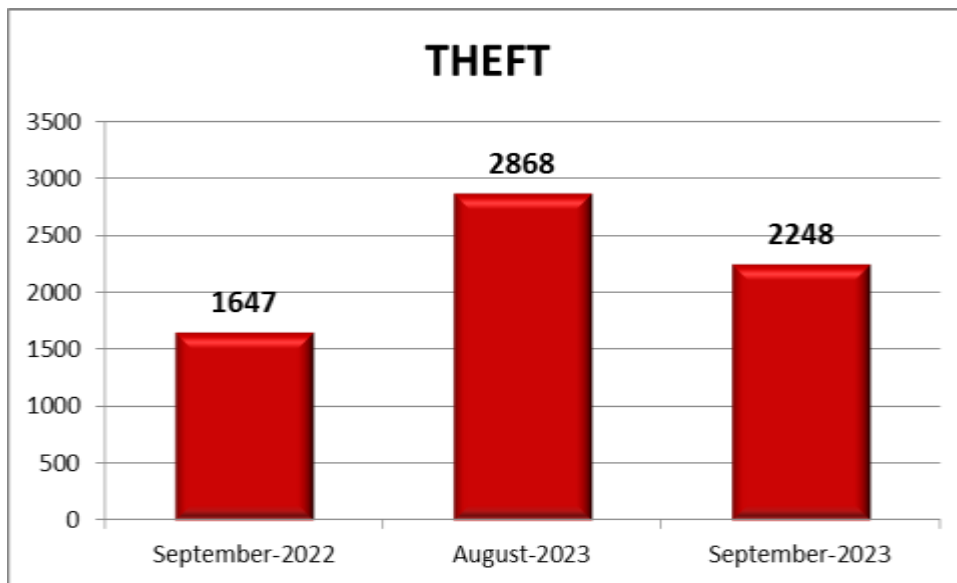


There is a decrease in the number of cases reported during the current month under the head burglary, when compared to the reported cases of previous month and an increase when compared to the corresponding month of previous year.

## 5. Theft

2248 cases of Theft were reported during the month as against 2868 cases in the previous month and 1647 cases in the corresponding month of previous year.

Month	Year	Reported
September	2023	2248
August	2023	2868
September	2022	1647

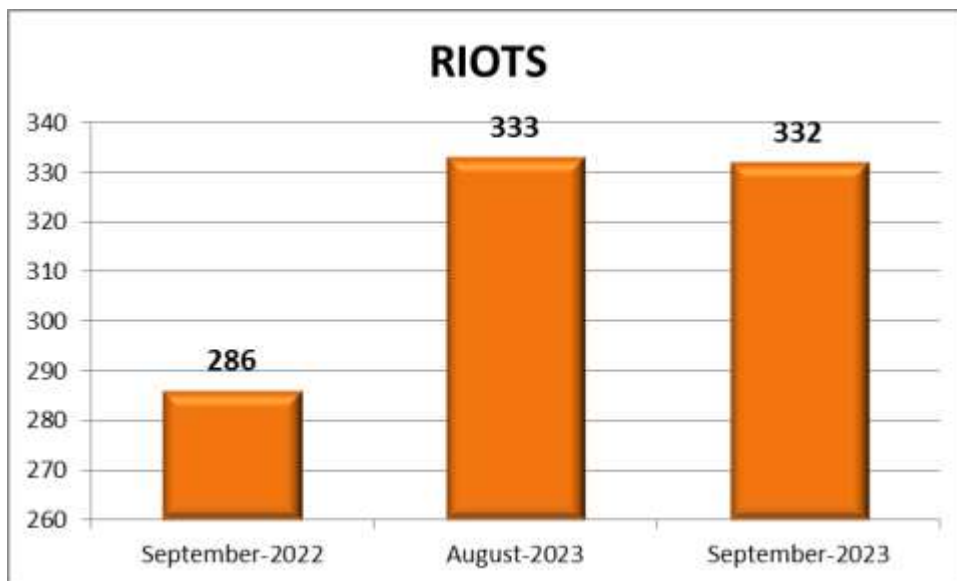


There is a decrease in the number of cases reported during the current month under the head theft when compared to the cases of previous month and an increase when compared to the corresponding month of previous year.

## 6. Riots

332 cases were reported during the current month under the category Riots as against 333 cases in the previous month and 286 cases in the corresponding month of previous year.

Month	Year	Riots
September	2023	332
August	2023	333
September	2022	286



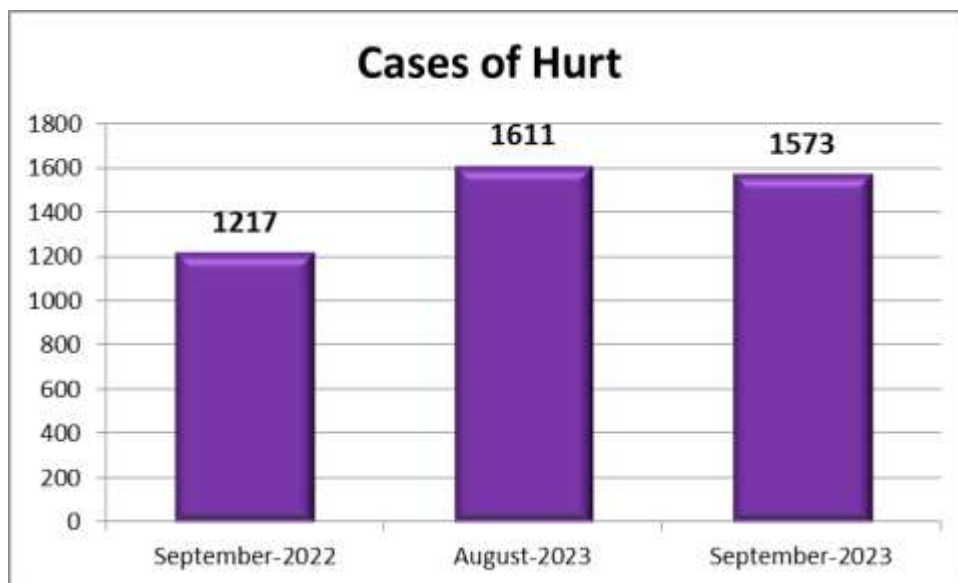
There is a slight decrease in the number of cases reported under this head during the month, when compared to the cases of previous month and an increase when compared to the corresponding month of previous year.



## 7. Hurt

1573 cases were reported during the current month under the category Hurt as against 1611 cases in the previous month and 1217 cases in the corresponding month of previous year.

Month	Year	Cases of Hurt
September	2023	1573
August	2023	1611
September	2022	1217

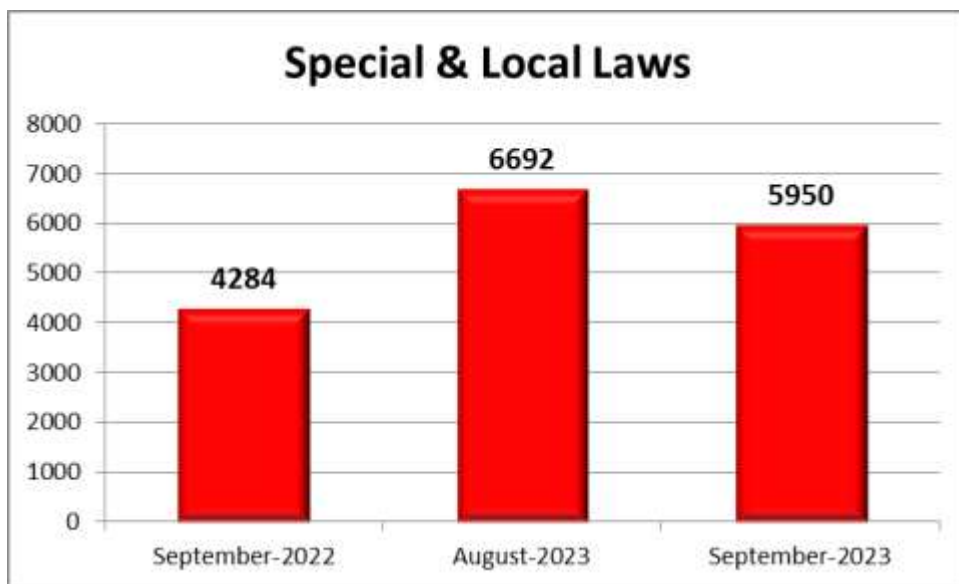


There is a decrease in the number of cases reported under this head during the month, when compared to the cases of previous month and an increase when compared to the corresponding month of previous year.

## 8. Special & Local Laws

5950 cognizable cases were registered under Special & Local Laws during the month as against 6692 cases in the previous month and 4284 cases in the corresponding month of previous year.

Month	Year	Special & Local Laws
September	2023	5950
August	2023	6692
September	2022	4284

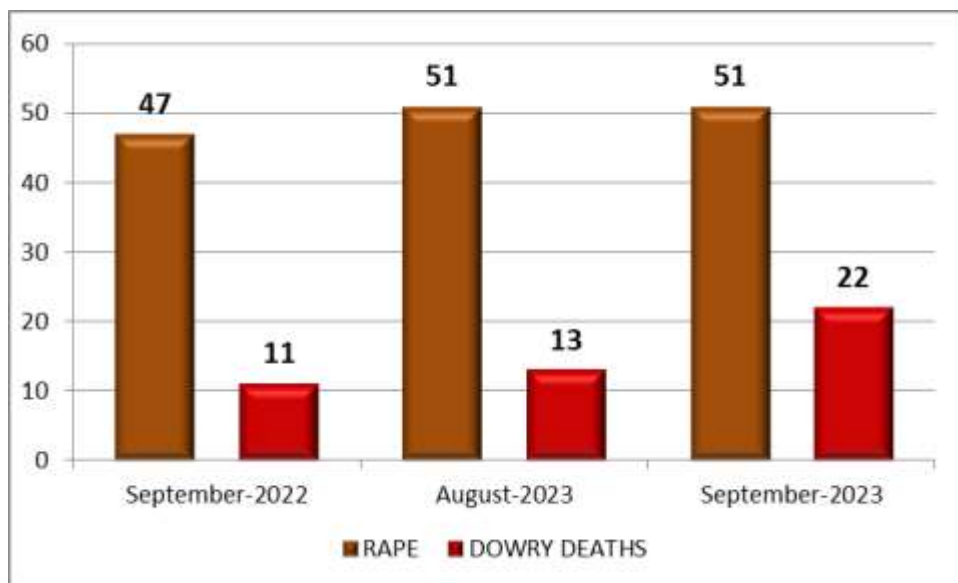


There is a decrease in the number of cognizable cases reported during the month under Special & Local Laws when compared to the cases of previous month and an increase when compared to the corresponding month of the previous year.

## 9. Crime against Women (Rape & Dowry Death)

51 cases of Rape have been reported during the month as against 51 cases in the previous month and 47 cases in the corresponding month of previous year. 22 cases of Dowry Death have been reported during the current month, as against 13 cases in the previous month and 11 cases in the corresponding month of previous year. (Note: Other Crimes against Women are mentioned in Page No.22)

Month	Year	Rape	Dowry Death
September	2023	51	22
August	2023	51	13
September	2022	47	11



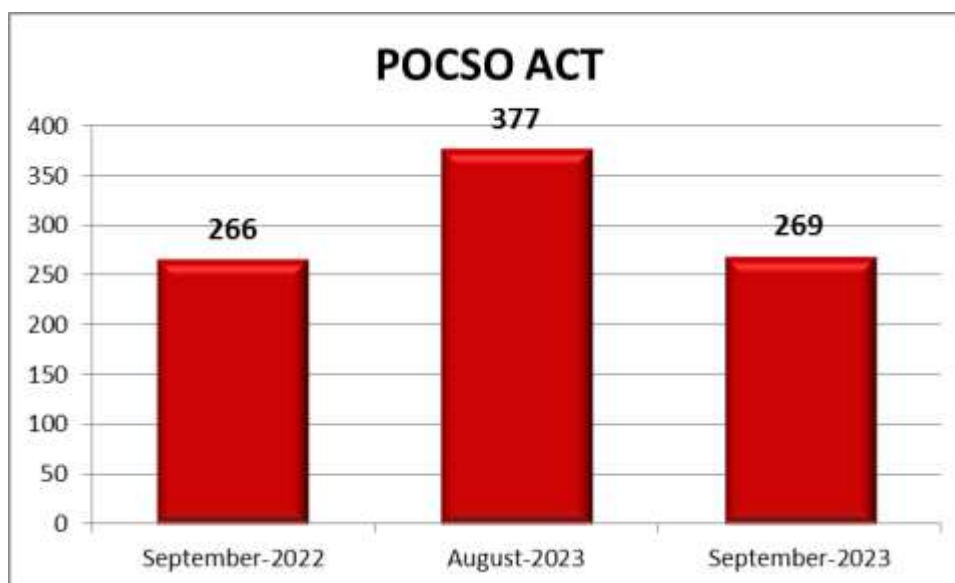
There is no change in the reported cases under Rape during the current month when compared to the previous month and an increase when compared to the corresponding month of previous year.

There is an increase in the reported cases of Dowry death during current month when compared to the previous month and to the corresponding month of previous year.

## 10. Protection of Children from Sexual Offences Act (POCSO)

269 cases of POCSO were reported during the current month as against 377 cases in the previous month and 266 in the corresponding month of previous year.

Month	Year	POCSO
September	2023	269
August	2023	377
September	2022	266

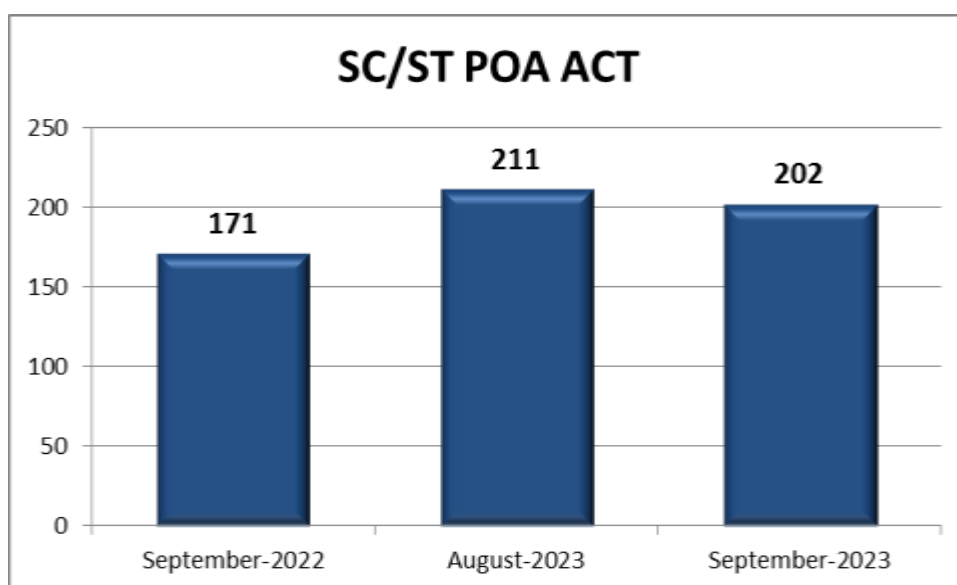


There is a decrease in the reported cases under the head POCSO during the current month when compared to the cases of previous month and an increase when compared to the corresponding month of previous year.

### 11. Crimes under SC/ST POA Act

202 cases were reported during the current month under this head as against 211 cases in the previous month and 171 cases in the corresponding month of previous year. (Details are mentioned at Page No.24)

Month	Year	SC/ST POA Act
September	2023	202
August	2023	211
September	2022	171

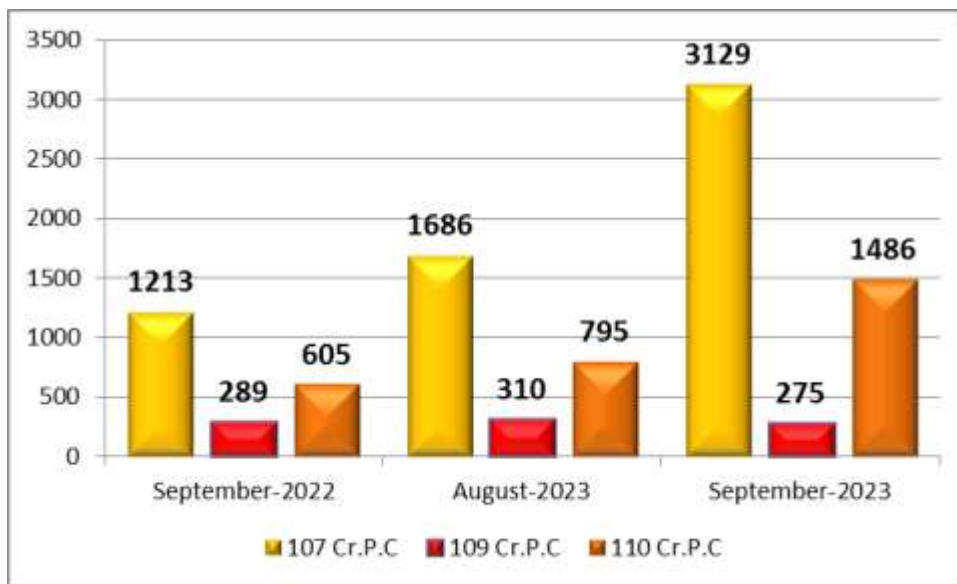


There is a decrease in the reported cases under Crime against SC/ST during the current month when compared to the reported cases of previous month and an increase when compared to the corresponding month of previous year.

**12. Preventive Action Report**

3129, 275 & 1486 cases u/s 107, 109 & 110 Cr.PC. respectively have been booked during the current month as against 1686, 310 & 795 Preventive Action Report in the previous month and 1213, 289 & 605 Preventive Action Report in the corresponding month of last year.

Month	Year	Security Cases			Total
		107 Cr.PC	109 Cr.PC	110 Cr.PC	
September	2023	3129	275	1486	4890
August	2023	1686	310	795	2791
September	2022	1213	289	605	2107

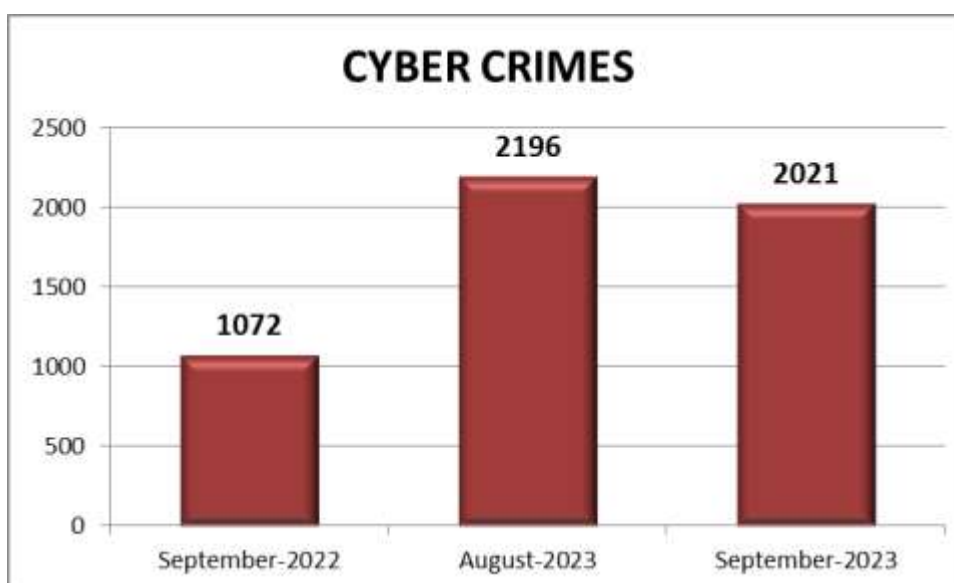


- Under sec 107 Cr.PC. more number of Preventive Action Report have been booked during the current month when compared to the Preventive Action Report of previous month and to the corresponding month of previous year.
- Under Sec.109 Cr.PC. less number of Preventive Action Report have been booked during the current month when compared to the Preventive Action Report of previous month and to the corresponding month of previous year.
- Under 110 Cr.PC. more number of Preventive Action Report have been booked during the current month when compared to the Preventive Action Report of previous month and to the corresponding month of previous year.

### 13. Cyber Crimes (Information Technology Act)

2021 cases were reported during the current month under this head as against 2196 cases in the previous month and 1072 cases in the corresponding month of previous year.

Month	Year	Cyber Crimes
September	2023	2021
August	2023	2196
September	2022	1072

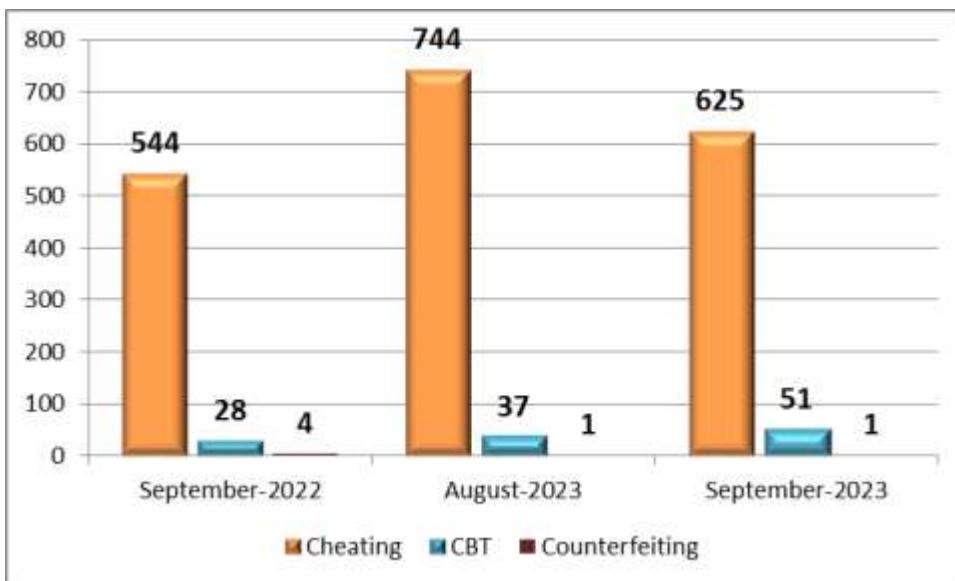


There is a decrease in the reported cases under Cyber Crimes during the current month when compared to the reported cases of previous month and an increase when compared to the corresponding month of previous year.

**14. Economic Offences (Criminal Breach of Trust, Cheating, Counterfeiting)**

677 cases were reported during the current month under Economic Offences (Criminal Breach of Trust-51, Cheating-625 and Counterfeiting-1) as against 782 cases during the previous month and 576 cases in the corresponding month of previous year.

Month	Year	Economic Offences
September	2023	677
August	2023	782
September	2022	576



There is a decrease in the reported cases under economic offences during the current month when compared to the reported cases of previous month and an increase when compared to the corresponding month of previous year.

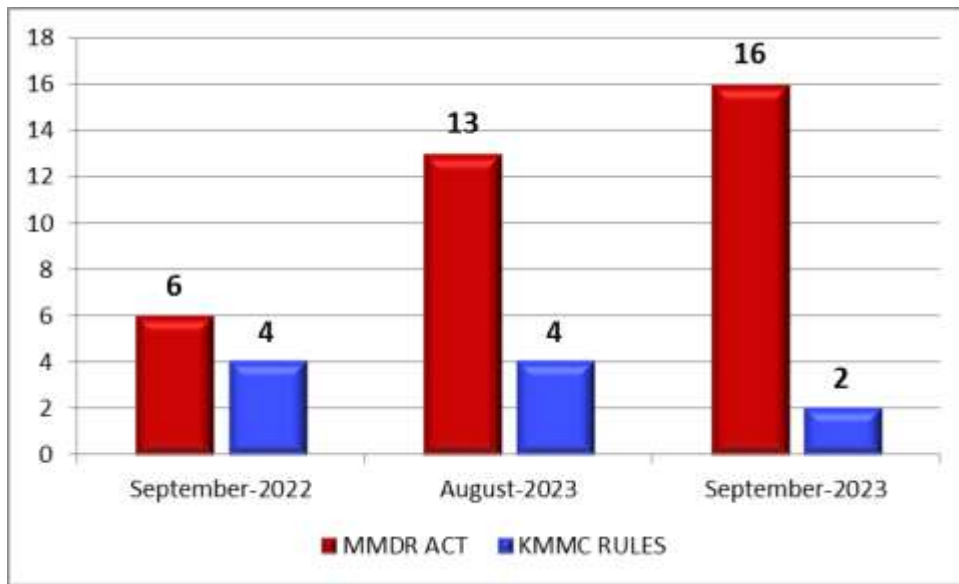


**15. Mines and Minerals (Development & Regulation) Act 1957 & Karnataka Minor Mineral Consistent Rule - 1994**

16 cases of MMDR were reported during the current month under this head as against 13 cases in the previous month and 6 cases in the corresponding month of previous year.

2 cases of KMMCR reported during the current month as against 4 cases in the previous month and 4 cases in the corresponding month of previous year.

Month	Year	MMDR Act	KMMC Rules
September	2023	16	2
August	2023	13	4
September	2022	6	4



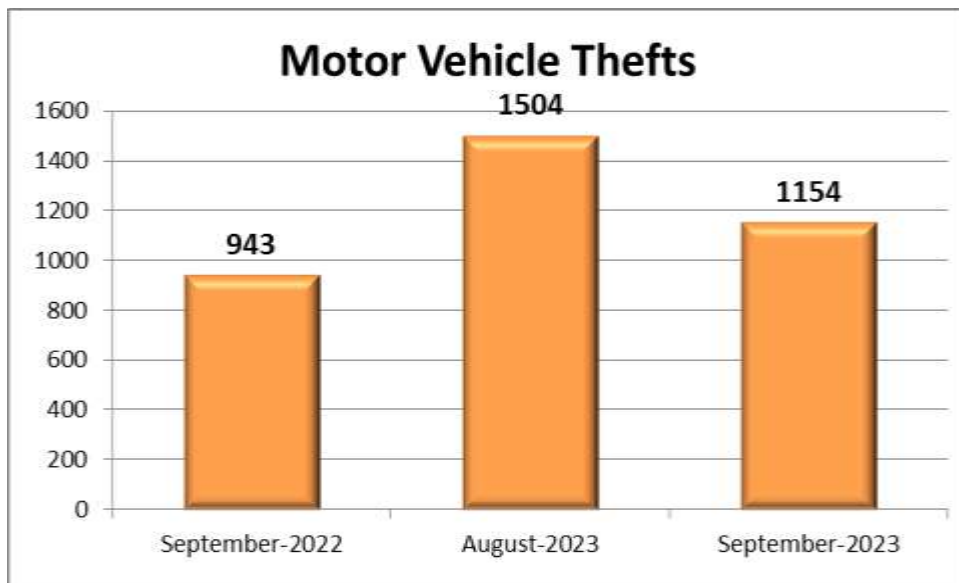
There is an increase in the reported cases under MMDR during the current month when compared to the reported cases of previous month and to the corresponding month of previous year.

There is a decrease in the reported cases under KMMCR during the current month when compared to the reported cases of previous month and to the corresponding month of previous year.

## 16. Motor Vehicles Theft cases

1154 cases were reported during the current month under this head as against 1504 cases in the previous month and 943 cases in the corresponding month of previous year.

Month	Year	Motor Vehicles Theft Cases
September	2023	1154
August	2023	1504
September	2022	943

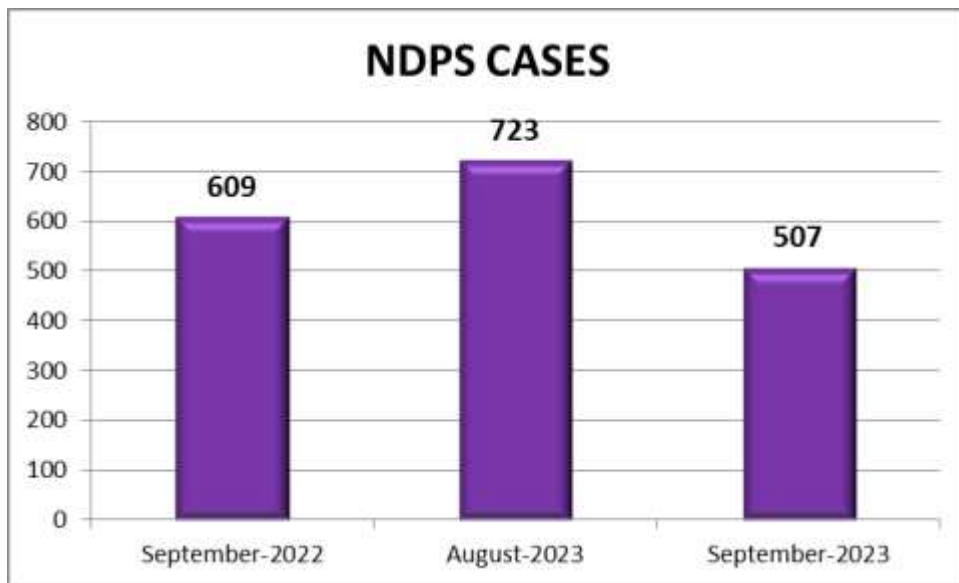


There is a decrease in the reported cases under Motor Vehicles Theft cases during the current month when compared to the reported cases of previous month and an increase when compared to the corresponding month of previous year.

### 17. Narcotic Drugs & Pshycotropic Substances (NDPS)

507 cases were reported during the current month under this head as against 723 cases in the previous month and 609 cases in the corresponding month of previous year.

Month	Year	NDPS Cases
September	2023	507
August	2023	723
September	2022	609



There is a decrease in the reported cases under NDPS Cases during the current month when compared to the reported cases of previous month and to the corresponding month of previous year.

\*This Crime Review is based on classification made in Police IT at Police Station level.

\* Crime Review is based on classification made in Police IT on 06/10/2023.

**DISTRICT-WISE REPORTED CASES UNDER VARIOUS HEADS FOR THE MONTH OF SEPTEMBER - 2023 (AS ON 06/10/2023)**

Sl. No.	Crime Head	Bagalkot	Ballari	Belagavi City	Belagavi Dist	Bengaluru city	Bengaluru District	Bidar	Chamarajanagar	Chickballapura	Chikkamagaluru	Chitradurga	Dakshina kannada	Davanagere	Dharwad	Gadag	Hassan	Haveri	Hubballi Dharwad City	K.G.F	Kalaburagi	Kalaburagi City	Karnataka Railways	Kodagu	Kolar	Koppal	Mandya	Mangalooru City	Mysuru City	Mysuru District	Raichur	Ramanagara	Shivamogga	Tumakuru	Udupi	Uttara Kannada	Vijayanagara	Vijayapur	Yadgir	Total	
1	MURDER	3	2	0	9	21	2	1	3	4	1	1	0	0	0	0	0	0	2	0	3	0	0	4	4	3	4	0	1	3	3	2	1	1	1	3	0	7	1	90	
2	DACOITY	3	0	1	3	3	1	0	1	0	1	0	1	0	0	0	1	0	1	0	0	0	0	1	0	0	0	0	0	0	0	3	0	0	0	0	0	0	0	0	20
3	ROBBERY	0	0	1	3	60	7	1	1	1	0	1	1	3	0	0	3	2	1	1	1	2	2	0	2	1	2	0	2	5	0	2	1	6	1	1	2	0	0	0	116
3a	CHAIN SNATCHING	1	2	0	0	10	1	1	0	1	1	2	0	3	0	1	2	0	1	0	0	2	1	0	1	0	2	1	2	2	0	5	4	1	2	4	0	0	1	54	
4a	BURGLARY - DAY	5	1	1	4	17	7	1	0	1	1	1	2	1	2	2	3	3	3	2	1	3	0	6	2	0	4	4	1	4	1	2	0	7	3	1	1	4	0	101	
4b	BURGLARY - NIGHT	9	4	5	10	87	30	19	6	14	6	8	9	21	1	4	14	8	8	1	6	13	0	9	6	3	15	6	6	15	1	9	17	18	3	4	6	7	1	409	
5	THEFT	28	57	12	50	978	170	25	14	34	23	30	10	38	10	20	47	50	24	7	34	28	63	13	26	27	43	20	38	34	40	38	26	73	25	16	31	27	19	2248	
6	RIOTS	6	12	4	21	17	11	10	9	20	7	22	4	16	3	6	5	26	5	0	16	6	0	1	17	5	3	1	2	13	15	3	18	5	1	11	0	9	2	332	
7	CASES OF HURT	11	16	8	32	400	68	37	47	45	52	52	14	33	16	12	77	24	16	20	17	11	1	25	28	10	57	16	36	104	15	48	61	67	13	26	10	33	15	1573	
8	Spl & Local laws	116	130	43	94	2661	201	109	41	110	120	135	35	128	65	49	93	79	80	40	86	64	4	70	45	70	61	84	67	67	133	83	113	134	89	92	121	161	77	5950	
9a	RAPE	1	2	0	3	14	0	0	1	2	0	1	0	2	0	1	2	1	2	0	3	0	0	0	0	0	0	2	0	0	1	1	2	3	1	2	1	1	2	51	
9b	DOWRY DEATHS	1	0	0	0	3	1	0	0	3	0	2	0	1	1	1	1	0	0	0	0	2	0	0	0	0	0	0	0	1	1	1	1	1	0	0	0	1	0	22	
10	POCSO	6	9	0	8	39	10	4	5	11	14	7	3	4	6	4	17	7	4	2	4	1	0	8	5	2	6	3	4	8	3	8	16	14	6	6	5	6	4	269	
11	SC ST & POA Act	6	2	1	5	29	9	5	2	11	6	4	8	7	3	4	5	4	1	2	3	4	0	5	8	0	5	1	4	5	7	8	10	6	5	5	1	10	1	202	
12a	107 Cr.P.C.	113	69	39	205	21	46	111	104	21	233	41	99	152	61	144	33	21	19	9	86	43	0	167	8	224	40	43	6	154	177	35	90	44	38	115	231	60	27	3129	
12b	109 Cr.P.C.	14	2	12	6	71	2	27	0	2	2	3	1	6	4	3	9	6	7	1	4	5	12	0	2	5	5	0	2	7	4	9	7	22	1	1	6	5	0	275	
12c	110 Cr.P.C.	15	0	10	12	262	4	15	11	1	11	31	99	1	4	0	141	0	42	12	8	10	1	1	0	6	12	8	65	2	3	71	1	55	193	6	320	50	3	1486	
13	CYBER CRIME	4	8	6	6	1614	76	7	5	35	11	5	2	2	2	2	13	10	38	11	5	6	0	16	5	1	2	19	22	5	3	23	3	21	15	6	1	11	0	2021	
14a	Cr. Br. of Trust	1	0	0	0	15	4	3	1	0	1	0	0	1	0	0	2	4	0	0	1	0	0	1	1	1	1	2	6	2	2	0	0	1	0	1	0	0	0	51	
14b	CHEATING	9	11	5	5	297	44	2	1	5	4	5	6	8	4	6	7	6	11	1	7	7	0	5	13	4	6	19	12	4	9	6	13	22	34	10	5	10	2	625	
14c	COUNTERFEITING	0	0	0	0	0	0	0	0	1	0	0	0	0	0	0	0	0	0	0	0	0	0	0	0	0	0	0	0	0	0	0	0	0	0	0	0	0	0	0	1
15	KMMC	0	0	0	0	0	0	0	0	0	0	0	0	0	0	0	0	0	0	0	0	0	0	0	1	0	0	0	0	0	0	0	0	0	0	0	0	0	0	0	2
15a	MMDR	0	0	0	0	0	0	0	0	0	0	10	0	0	0	0	0	0	0	0	2	0	0	0	1	0	0	0	0	1	0	0	0	0	0	1	0	1	0	0	16
16	Motor vehicles Theft Cases	13	43	9	34	512	119	12	7	17	11	6	2	12	2	12	33	26	13	4	11	23	2	4	13	10	23	11	20	13	17	19	10	45	5	6	10	14	11	1154	
17	NDPS Cases	2	3	1	2	243	56	0	3	3	14	3	7	12	1	0	11	0	7	5	1	0	3	12	1	1	0	42	7	3	0	3	15	12	24	8	1	1	0	507	

**CRIME REVIEW FOR THE MONTH OF SEPTEMBER - 2023 (As on 06/10/2023)**

Sl. No.	Heads of Crime	During the current year upto the end of month under review	During the corresponding month of previous year	During the previous month	During the current month
	<b>A - IPC Crime</b>				
1	<b>Murder (Sec.302/303 IPC)</b>				
	For gain	18	7	2	0
	Over Property Dispute	12	3	2	1
	Due to Personal Vendetta or enmity	27	6	3	3
	Due to Sexual jealousy	17	1	2	3
	For dowry by burning	0	0	0	0
	For dowry by other means	6	1	0	4
	Due to Communalism	1	0	0	0
	Due to Casteism	2	1	0	0
	Witch Craft (Sorcery)	0	0	0	0
	For Human Sacrifice	0	0	0	0
	Due to Terrorism/Naxalism / Extremism	0	0	0	0
	For Political Reasons	0	0	0	0
	Due to Adultery	19	1	2	1
	Civil Disputes	43	4	2	6
	Electoral Gain	1	0	0	1
	Gang Rivalry	1	0	0	0
	Love Intrigue	13	1	2	3
	Professional	0	0	0	0
	Psychopathic/Serial Killer/Lunacy	0	0	0	0
	Rape with Murder	9	0	1	0
	Revenge/Enmity	35	5	3	3
	Sudden Quarrel	84	6	3	8
	Village Dispute	0	0	0	0
	Custodial	0	0	0	0
	Due to Other Causes	685	72	80	57
	<b>Sub Total</b>	<b>973</b>	<b>108</b>	<b>102</b>	<b>90</b>
2	<b>ATTEMPT TO MURDER (Sec. 307 IPC)</b>				
	For Gain	22	5	5	2
	Over Property Dispute	51	6	5	5
	Due to Personal Vendetta or enmity	91	7	14	14
	Due to Sexual jealousy	14	2	0	1
	For Dowry other Means	37	4	5	5
	Dowry By Burning	0	0	0	0
	Due to Communalism	5	0	0	0
	Due to Casteism	3	0	1	0
	Witch Craft (Sorcery)	0	0	0	0
	For Human Sacrifice	1	0	0	0
	Terrorism /Naxalism / Extremism	0	0	0	0
	For Political Reasons	24	6	6	0
	Adultery	6	0	0	0
	Electoral Gain	0	0	0	0
	Gang Rivalry	2	0	0	0
	Love Intrigue	16	1	2	2
	Professional	5	0	0	0
	Rape	0	0	0	0
	Revenge/Enmity	175	21	25	21
	Sudden Quarrel	202	21	25	23
	Village Dispute	7	3	1	2
	Due to Other Causes	1300	133	190	156
	Civil Disputes	243	22	32	28
	<b>Sub Total</b>	<b>2204</b>	<b>231</b>	<b>311</b>	<b>259</b>

Sl. No.	Heads of Crime	During the current year upto the end of month under review	During the corresponding month of previous year	During the previous month	During the current month
3	<b>CULPABLE HOMICIDE NOT AMOUNTING TO MURDER (Sec.304 IPC)</b>				
	For Gain	0	0	0	0
	Over Civil Dispute	0	0	0	0
	Due to Personal Vendetta or enmity	1	0	0	0
	Due to Sexual jealousy	0	0	0	0
	For Dowry	1	0	0	0
	Due to Communalism	0	0	0	0
	Due to Casteism	0	0	0	0
	Witch Craft (Sorcery)	0	0	0	0
	For Human Sacrifice	0	0	0	0
	Terrorism /Naxalism / Extremism	0	0	0	0
	For Political Reasons	0	0	0	0
	Adultery	0	0	0	0
	Property Disputes	0	0	0	0
	Electoral Gain	1	1	0	1
	Gang Rivalry	0	0	0	0
	Love Intrigue	0	0	0	0
	Professional	0	0	0	0
	Sudden Quarrel	3	1	0	1
	Due to Other Causes	50	8	12	5
	<b>Sub Total</b>	<b>56</b>	<b>10</b>	<b>12</b>	<b>7</b>
4	<b>ATTEMPT TO CULPABLE HOMICIDE NOT AMOUNTING TO MURDER (Sec. 308 IPC)</b>				
	For Gain	0	0	0	
	Over Civil Dispute	1	0	0	0
	Due to Personal Vendetta or enmity	0	0	0	0
	Due to Sexual jealousy	0	0	0	0
	For Dowry	0	0	0	0
	Due to Communalism	0	0	0	0
	Due to Casteism	0	0	0	0
	Witch Craft (Sorcery)	0	0	0	0
	For Human Sacrifice	0	0	0	0
	Terrorism /Naxalism / Extremism	0	0	0	0
	For Political Reasons	3	0	0	0
	Due to Other Causes	22	2	3	2
	Adultery	0	1	0	0
	Property Disputes	2	0	0	1
	Electoral Gain	1	0	1	0
	Gang Rivalry	0	0	0	0
	Love Intrigue	0	0	0	0
	Professional	0	0	0	0
	Sudden Quarrel	6	0	2	2
	<b>Sub Total</b>	<b>35</b>	<b>3</b>	<b>6</b>	<b>5</b>
5	<b>RAPE (Sec.376, 376(A) to 376 (D) IPC)</b>				
	Custodial Rape	0	0	0	0
	Attempt to Commit	9	0	0	1
	By a Gang	7	5	1	0
	By Parents	0	0	0	0
	By Hospital Staff	2	0	0	2
	By Husband During SepARATION	8	0	1	1
	By Neighbours	26	2	6	0
	By Relatives	31	5	2	5
	In Jail Custody	0	0	0	0
	In Remand Home	0	0	0	0
	InCest	0	0	0	0
	Known Person	263	24	35	30
	Unknown Person	6	0	0	0
	Due to Other Causes	86	11	6	12
	On Minor	0	0	0	0

Sl. No.	Heads of Crime	During the current year upto the end of month under review	During the corresponding month of previous year	During the previous month	During the current month
	<b>Sub Total</b>	<b>438</b>	<b>47</b>	<b>51</b>	<b>51</b>
6	<b>KIDNAPPING AND ABDUCTION (Sec.360, 361, 363 to 369 IPC)</b>				
	Missing - Boy	645	79	87	<b>82</b>
	Missing - Girl	1643	138	217	<b>236</b>
	For Ransom - of Children	5	2	0	<b>1</b>
	For Ransom - of Children for Begging	0	0	0	<b>0</b>
	For Ransom - of Women	4	3	0	<b>1</b>
	For Ransom - of Girls for Immoral Purpose	1	0	0	<b>0</b>
	For Ransom - of Others	45	2	8	<b>10</b>
	Procuration of Minor Girls - For Prostitution	0	0	0	<b>0</b>
	Procuration of Minor Girls - Importring of Girl	0	0	0	<b>0</b>
	Procuration of Minor Girls - For other Purpose	7	1	0	<b>1</b>
	Espionage	0	0	0	<b>0</b>
	Intent to Steal From Child	0	0	0	<b>0</b>
	Murder (Homicide)	0	1	0	<b>0</b>
	Obtain Signature Forcibly	0	0	0	<b>0</b>
	Recovering Loan	1	1	1	<b>0</b>
	Settling any Disputes	10	1	0	<b>2</b>
	Unnatural Lust / Illicit Intercourse	1	0	0	<b>1</b>
	Wrongful Confinement	6	0	2	<b>1</b>
	For Exporting	0	0	0	<b>0</b>
	From Lawful Guardianship	1	1	0	<b>0</b>
	For Camel Racing Etc.	0	0	0	<b>0</b>
	To Compel For Marriage	15	1	2	<b>1</b>
	For Slavery	0	0	0	<b>0</b>
	For Stealing From its Person	0	0	0	<b>0</b>
	Others	422	39	60	<b>53</b>
	<b>Sub Total</b>	<b>2806</b>	<b>269</b>	<b>377</b>	<b>389</b>
7	<b>DACOITY (Sec. 395 to 398 IPC )</b>				
	At ATM	0	0	0	<b>0</b>
	At Residential Premises	19	5	1	<b>5</b>
	On Highways	27	5	6	<b>2</b>
	In Trains	1	0	0	<b>0</b>
	At Banks	0	0	0	<b>0</b>
	At Commercial Places / Establishments	5	0	0	<b>0</b>
	On Other Roads	34	2	5	<b>4</b>
	In Other Places	47	2	5	<b>9</b>
	River & Sea	0	0	0	<b>0</b>
	<b>Sub Total</b>	<b>133</b>	<b>14</b>	<b>17</b>	<b>20</b>
7a	<b>Preparation And Assembly for Dacoity</b>	105	28	13	<b>16</b>
8	<b>Robbery (Sec.392 to 394 IPC)</b>				
	At ATM	0	0	0	<b>0</b>
	At Residential Premises	149	18	24	<b>19</b>
	On Highways	75	6	9	<b>11</b>
	In Trains	4	1	2	<b>1</b>
	At Banks	2	1	1	<b>0</b>
	At Commercial Places / Establishments	80	9	19	<b>14</b>
	In Other Places	577	62	95	<b>66</b>
	Chain Snatching	453	59	43	<b>54</b>
	Attempt to Commit	46	5	5	<b>5</b>
	<b>Sub Total</b>	<b>1386</b>	<b>161</b>	<b>198</b>	<b>170</b>
9	<b>BURGLARY - NIGHT (Sec. 380 IPC R/W 453 TO 460, 462 IPC)</b>				
	At Residential Premises	2013	200	252	<b>217</b>
	On Highways	2	1	1	<b>0</b>
	In Trains	0	0	0	<b>0</b>
	At Banks	39	6	7	<b>3</b>
	At Commercial Places / Establishments	668	76	113	<b>85</b>
	In Other Places	530	65	87	<b>65</b>
	Temple Theft	297	28	44	<b>39</b>
	<b>Sub Total</b>	<b>3549</b>	<b>376</b>	<b>504</b>	<b>409</b>

Sl. No.	Heads of Crime	During the current year upto the end of month under review	During the corresponding month of previous year	During the previous month	During the current month
10	<b>BURGLARY - DAY (Sec. 380 IPC R/W 453 TO 460, 462 IPC)</b>				
	At Residential Premises	784	68	113	<b>88</b>
	On Highways	1	0	0	<b>0</b>
	In Trains	0	0	0	<b>0</b>
	At Banks	1	0	0	<b>1</b>
	At Commercial Places / Establishments	31	2	2	<b>3</b>
	In Other Places	56	7	16	<b>7</b>
	Temple Theft	25	2	5	<b>2</b>
	<b>Sub Total</b>	<b>898</b>	<b>79</b>	<b>136</b>	<b>101</b>
	<b>Total Burglary (Burglary Day + Burglary Night)</b>	<b>4447</b>	<b>455</b>	<b>640</b>	<b>510</b>
11	<b>THEFT (Sec.379 to 389 IPC)</b>				
	Of sand	45	3	6	<b>7</b>
	Attempt to commit	970	55	142	<b>102</b>
	At ATM	7	1	2	<b>1</b>
	Of Automobiles - Of Tractors	122	17	14	<b>9</b>
	Communication And Elec. Wire	199	20	34	<b>26</b>
	Of Cattle	311	33	65	<b>41</b>
	Of Cycle	106	6	20	<b>21</b>
	Of Automobiles - Of Lorries/Trucks	115	10	17	<b>12</b>
	Of Automobiles - Of Buses	7	2	0	<b>1</b>
	Of Automobiles - Of Cars / Jeeps	219	22	34	<b>29</b>
	Of Automobiles - Of Two Wheelers	9202	861	1392	<b>1075</b>
	Of Automobies - of Three Wheelers	224	31	47	<b>28</b>
	Of Accessories of Motor Vehicle	195	29	28	<b>34</b>
	Govt. Vehicle	1401	167	244	<b>185</b>
	Electronic Goods (Radio, TV, VCR, Acs, Office Automation Equipments)	0	0	0	<b>0</b>
	Of Fire Arms	6	0	0	<b>1</b>
	Of Explosives	2	0	1	<b>0</b>
	Of Cultural - Idols	4	1	1	<b>0</b>
	Of Cultural - Painting	2	0	1	<b>0</b>
	Of Cultrual - Others	200	13	41	<b>22</b>
	Cash	505	33	82	<b>53</b>
	Jewellery	1038	48	142	<b>124</b>
	Other Items Not Included Above	1477	131	265	<b>193</b>
	In Running Train	47	5	2	<b>8</b>
	Extortion	171	18	20	<b>23</b>
	House Theft	1593	107	216	<b>213</b>
	Servant Theft	322	34	52	<b>40</b>
	<b>Sub Total</b>	<b>18490</b>	<b>1647</b>	<b>2868</b>	<b>2248</b>
12	<b>RIOTS (Sec.141 to 153 IPC)</b>				
	Land Dispute	844	81	87	<b>85</b>
	Employee - Govt.	1	1	0	<b>0</b>
	Labour - Private Sector	2	2	0	<b>0</b>
	Labour - Public Sector	2	2	0	<b>0</b>
	Linguistic	2	0	0	<b>0</b>
	Political	68	3	3	<b>1</b>
	Regional	3	1	0	<b>0</b>
	Sectarian	0	0	0	<b>0</b>
	Students	5	0	0	<b>3</b>
	Tribal	1	0	0	<b>0</b>
	Due to Village Disputes	12	1	1	<b>0</b>
	Communal	4	0	0	<b>0</b>
	Industrial	4	0	1	<b>0</b>
	Caste	5	0	1	<b>0</b>
	Agrarian	2	1	0	<b>0</b>
	Others	1981	194	240	<b>243</b>
	<b>Sub Total</b>	<b>2936</b>	<b>286</b>	<b>333</b>	<b>332</b>
13	<b>OFFENCES AGAINST STATE (Sec. 121 to 130, except 124(A) IPC)</b>	0	0	0	<b>0</b>
14	<b>OFFENCES PROMOTING ENEMITY (Sec. 153(A), 154(B) &amp; 505 IPC)</b>	67	4	18	<b>12</b>
15	<b>CRIMINAL BREACH OF TRUST</b>	368	28	37	<b>51</b>



Sl. No.	Heads of Crime	During the current year upto the end of month under review	During the corresponding month of previous year	During the previous month	During the current month
16	<b>CHEATING (Sec.417 to 420 IPC)</b>	5074	544	744	<b>625</b>
17	<b>COUNTERFEITING (Sec. 231 to 263 (A), 489(A) to 489 (E) IPC )</b>				
	Stock Share, Debenture Certificate	0	0	0	<b>0</b>
	Usage of Counterfeit Stamp	0	0	0	<b>0</b>
	Of Coins (Sec 231 to 254 IPC)	0	0	0	<b>0</b>
	Of Stamps (Sec.255 to 263(A) IPC)	0	0	0	<b>0</b>
	Of Currency Notes And Bank Notes (Sec. 489 (A) to 489 (E) IPC)	19	4	1	<b>1</b>
	Of Others	0	0	0	<b>0</b>
	<b>Sub Total</b>	<b>19</b>	<b>4</b>	<b>1</b>	<b>1</b>
18	<b>FORGERY (Sec. 465, 468, 471, 473, 476, 477 &amp; 477(A) IPC</b>				
	Forgery	260	33	36	<b>27</b>
	Organised (Racket)	1	0	0	<b>0</b>
	Forgery of Passport	0	0	0	<b>0</b>
	Other Forgery	133	11	18	<b>16</b>
	<b>Sub Total</b>	<b>394</b>	<b>44</b>	<b>54</b>	<b>43</b>
19	<b>CASES OF HURT (Sec. 323 to 335 IPC except 328, 332, 333)</b>				
	Acid Attack (326(a))	2	0	0	<b>0</b>
	Attempt to Acid Attack (326(b))	1	0	0	<b>1</b>
	Grievous Hurt	1044	103	109	<b>112</b>
	Simple Hurt	12039	1114	1502	<b>1460</b>
	Custodial	1	0	0	<b>0</b>
	<b>Sub Total</b>	<b>13087</b>	<b>1217</b>	<b>1611</b>	<b>1573</b>
20	<b>ADULTERATION (Sec. 272, 273 to 276 IPC)</b>				
	Attempt to Commit	0	0	0	<b>0</b>
	Alcoholic Drink (Liquor)	1	1	0	<b>0</b>
	Cement & Chemical/Fertiliser	0	0	0	<b>0</b>
	Cosmetics	0	0	0	<b>0</b>
	Diesel	0	0	0	<b>0</b>
	Drug/Medicine	1	0	1	<b>0</b>
	Edible Oil	2	0	1	<b>1</b>
	Food Grain	0	0	0	<b>0</b>
	Kerosene	0	0	0	<b>0</b>
	Life Saving Drug	0	0	0	<b>0</b>
	Mobile Oil	0	0	0	<b>0</b>
	Petrol	0	0	0	<b>0</b>
	Petroleum Product	0	0	0	<b>0</b>
	Soft Drinks	0	0	0	<b>0</b>
	Spices	0	0	0	<b>0</b>
	Others	14	1	4	<b>1</b>
	<b>Sub Total</b>	<b>18</b>	<b>2</b>	<b>6</b>	<b>2</b>
21	<b>AFFRAY (Sec. 160 IPC )</b>	444	55	80	<b>67</b>
22	<b>ARSON (Sec. 435, 436, 438 IPC )</b>				
	Agricultural Produce	46	2	2	<b>0</b>
	Attempt to Commit	2	1	0	<b>0</b>
	Boat / Ship	0	0	0	<b>0</b>
	Dwelling House	16	0	1	<b>1</b>
	Educational Institution	0	0	0	<b>0</b>
	Govt. Property	5	1	0	<b>1</b>
	Industrial Establishment	3	0	0	<b>0</b>
	Place of worship	2	0	0	<b>0</b>
	Public Place	14	1	2	<b>2</b>
	Railway Property	0	0	0	<b>0</b>
	Vital Installation	0	0	0	<b>0</b>
	Warehouse (Godown)	3	0	0	<b>1</b>
	Others	113	3	14	<b>13</b>
	<b>Sub Total</b>	<b>204</b>	<b>8</b>	<b>19</b>	<b>18</b>
23	<b>ASSAULT (Sec 356, 357 IPC)</b>				
	Attempt To Commit	3	0	0	<b>1</b>
	On Contractor	0	0	0	<b>0</b>
	On Domestic Servant	0	0	0	<b>0</b>
	On Labourer	2	0	0	<b>1</b>
	On Man (General)	10	1	2	<b>3</b>
	On Man (SC)	1	0	0	<b>1</b>
	On Man (ST)	0	0	0	<b>0</b>
	On Manager/Executive (Other Than Public Servant)	0	1	0	<b>0</b>

Sl. No.	Heads of Crime	During the current year upto the end of month under review	During the corresponding month of previous year	During the previous month	During the current month
	On Member of Clergy (Christian, Budhist, Jain, Sikh)	0	0	0	0
	Member of Legislative Assembly / Council (MLA/MLC)	0	0	0	0
	On Member of Parliament (MP)	0	0	0	0
	On other Dignitaries /Public Figures	2	0	0	0
	On Press	1	0	0	0
	On Professional	2	0	1	0
	On Public Servant	1	0	0	0
	On Student	0	0	0	0
	On Teacher	0	0	0	0
	On Women (General)	8	0	0	0
	On Woman (SC)	0	0	0	0
	On Woman (ST)	0	0	0	0
	<b>Sub Total</b>	<b>30</b>	<b>2</b>	<b>3</b>	<b>6</b>
24	<b>COMMUNAL / RELIGION (Sec. 295 to 297 IPC)</b>				
	Attempt to Commit	3	1	0	2
	Caste Issue	7	0	0	0
	Communal Issue	34	2	3	9
	Linguistic Issue	1	0	0	0
	Political Issue	5	0	0	1
	Racial/Ethnic Issue	0	0	0	0
	Regional Issue	4	1	1	0
	Religious Issue	42	7	7	9
	Sectarian Issue	1	0	0	0
	Others	55	8	6	14
	<b>Sub Total</b>	<b>152</b>	<b>19</b>	<b>17</b>	<b>35</b>
25	<b>CRIMINAL CONSPIRACY (Sec. 120(B), 121(A) IPC)</b>				
	Conspiracy To Wage War	1	0	0	0
	Related to Substantive Offence	2	0	0	1
	Others	19	3	2	3
	<b>Sub Total</b>	<b>22</b>	<b>3</b>	<b>2</b>	<b>4</b>
26	<b>CRIMINAL INTIMIDATION (Sec. 504 to 508 IPC)</b>	1734	155	246	222
27	<b>CRIMINAL MISAPPROPRIATION (Sec. 403, 404 IPC)</b>				
	Attempt to Commit	0	0	0	0
	Bank	0	0	0	0
	Business Establishment	2	0	0	0
	Charitable Organisation	0	1	0	0
	Chitfund Organisation	0	0	0	0
	Co-operative Organisation	0	0	0	0
	Commercial Establishment/Shop	0	0	0	0
	Customs Department	0	0	0	0
	Excise Department	0	0	0	0
	Financial Institution	0	0	0	0
	Income Tax Department	0	0	0	0
	Other Government Organisation	2	0	1	0
	Postal Department	1	0	0	1
	Public Sector Undertakings	0	0	0	0
	Railway Department	0	0	0	0
	Revenue Department	0	0	0	0
	Sales Tax Department	0	0	0	0
	Social Organisation (Aided) (N)	0	0	0	0
	Transport Authority	0	0	0	0
	Trust - Other than religious	0	0	0	0

Sl. No.	Heads of Crime	During the current year upto the end of month under review	During the corresponding month of previous year	During the previous month	During the current month
	Trust - Religious	0	0	0	0
	Others	5	3	1	0
	<b>Sub Total</b>	<b>10</b>	<b>4</b>	<b>2</b>	<b>1</b>
28	<b>CRIMINAL TRESPASS (Sec.447 to 452 IPC)</b>				
	Attempt to Commit	11	0	1	1
	Club	1	1	0	0
	Hostel	1	0	0	0
	Hotel	10	0	2	2
	House	448	44	67	57
	Land	1056	88	151	151
	Office	51	4	10	4
	Prohibited Places	13	2	2	2
	Religious Place	12	1	1	1
	Restricted Area	16	1	2	1
	Others	167	18	23	23
	<b>Sub Total</b>	<b>1786</b>	<b>159</b>	<b>259</b>	<b>242</b>
29	<b>CRUELTY BY HUSBAND (Sec. 498(A) IPC)</b>				
	Husband	828	68	123	94
	Husband And Relative(S) in Law	1050	113	133	108
	Relative(S) in Law	23	1	1	2
	Dowry Harassment	383	33	70	52
	Prevention of Gaming	0	0	0	0
	<b>Sub Total</b>	<b>2284</b>	<b>215</b>	<b>327</b>	<b>256</b>
30	<b>DOWRY DEATHS (Sec.304(B) IPC)</b>				
	By Husband	8	4	1	1
	By Husband And Relatives In Law	51	2	3	11
	By Relatives in Law	0	0	0	0
	By Burning	2	0	1	0
	By Hanging	52	5	7	9
	By Other Means	6	0	1	1
	<b>Sub Total</b>	<b>119</b>	<b>11</b>	<b>13</b>	<b>22</b>
31	<b>DEATHS DUE TO RASHNESS/NEGLIGENCE (Sec.304(A) IPC)</b>				
	Electrocution	16	2	1	1
	Adulterated Food/Drug	0	0	0	0
	Accident by Air	1	0	0	0
	Boad Accident	0	0	0	0
	Bridge/Dam Collapse	0	0	0	0
	Building Collapse	7	1	1	1
	Caused By Animal	3	0	0	2
	Death Due to Other Cause	54	9	5	5
	Electrocution Accident	44	5	4	6
	Explosion Accident	1	0	0	0
	Fire accident	0	0	0	0
	Gas Leakage Accident	3	0	1	0
	Improper Infrastructure In Construction	55	6	10	3
	Improper Medical Treatment	3	1	0	1
	In Custody of Public Servant	0	0	0	0
	In Jail/Judicial Custody	0	0	0	0
	In Police Custody	0	0	0	0
	Industrial Accident (Factory)	2	0	1	0
	Inflammable Substance	0	0	0	0
	Mine Accident	0	0	0	0
	Poisonous Substance	0	0	0	0
	Quarry Accident	1	0	0	0
	Spurious Liquor (Hooch) Accident	0	0	0	0
	Railway Accident	0	0	0	0
	Others	56	3	7	3
	<b>Sub Total</b>	<b>246</b>	<b>27</b>	<b>30</b>	<b>22</b>
32	<b>MOTOR VEHICLE ACCIDENTS FATAL (Sec.304(A) IPC)</b>				
	National Highways	2873	269	295	289
	State Highways	2331	203	225	218
	Other Roads	3102	299	304	315
	Other Places	135	15	11	15
	<b>Sub Total</b>	<b>8441</b>	<b>786</b>	<b>835</b>	<b>837</b>

Sl. No.	Heads of Crime	During the current year upto the end of month under review	During the corresponding month of previous year	During the previous month	During the current month
33	<b>MOTOR VEHICLE ACCIDENTS NON-FATAL (Sec.279, 337, 338 IPC)</b>				
	National Highways	7670	711	844	<b>876</b>
	State Highways	5457	492	598	<b>570</b>
	Other Roads	10277	959	1200	<b>1258</b>
	Other Places	363	31	40	<b>33</b>
	<b>Sub Total</b>	<b>23767</b>	<b>2193</b>	<b>2682</b>	<b>2737</b>
34	<b>DEATHS-MISCARRIAGE (Sec.312, 313, 314 IPC)</b>				
	Child	7	2	1	<b>2</b>
	Woman	0	2	0	<b>0</b>
	Women and Child	1	0	0	<b>0</b>
	<b>Sub Total</b>	<b>8</b>	<b>4</b>	<b>1</b>	<b>2</b>
35	<b>DEFENCE FORCES OFFENCES RELATING (also relating to desertion) (Sec.131 to 140, except 136 IPC)</b>				
	Air Force	0	0	0	<b>0</b>
	Army	0	0	0	<b>0</b>
	Navy	0	0	0	<b>0</b>
	<b>Sub Total</b>	<b>0</b>	<b>0</b>	<b>0</b>	<b>0</b>
36	<b>ESCAPE FROM LAWFUL CUSTODY AND RESISTANCE (Sec.224, 225, 225(B) IPC)</b>				
	From Jail Custody	10	0	2	<b>1</b>
	From Police Custody	21	1	2	<b>3</b>
	Others	13	0	2	<b>2</b>
	<b>Sub Total</b>	<b>44</b>	<b>1</b>	<b>6</b>	<b>6</b>
37	<b>IMPERSONATION (Sec.170, 171 IPC)</b>				
	Attempt to Commit	3	0	1	<b>0</b>
	Non-Uniformed Authority	5	1	0	<b>2</b>
	Uniformed Authority	2	0	0	<b>0</b>
	<b>Sub Total</b>	<b>10</b>	<b>1</b>	<b>1</b>	<b>2</b>
38	<b>MISCHIEF (Sec.427 to 440 except 434, 435, 436, 438 IPC)</b>	342	45	45	<b>36</b>
39	<b>MOLESTATION (Sec.354 IPC)</b>				
	Attempt to Commit	70	9	8	<b>6</b>
	Private Place	834	87	122	<b>98</b>
	Public Conveyance	11	2	2	<b>0</b>
	Public Place	1635	197	203	<b>166</b>
	Other Places	2267	206	303	<b>283</b>
	<b>Sub Total</b>	<b>4817</b>	<b>501</b>	<b>638</b>	<b>553</b>
40	<b>POISONING-PROFESSIONAL (Sec. 328 IPC)</b>				
	Attempt to Commit	9	0	2	<b>2</b>
	Fatal	0	0	0	<b>0</b>
	Non Fatal	4	0	1	<b>0</b>
	<b>Sub Total</b>	<b>13</b>	<b>0</b>	<b>3</b>	<b>2</b>
41	<b>PORNOGRAPHY (Sec.292 to 294 IPC)</b>				
	Advertisement	0	0	0	<b>0</b>
	Audio Tape	0	0	0	<b>0</b>
	Book	0	0	0	<b>0</b>
	Computer Software	0	0	0	<b>0</b>
	Figures	1	0	1	<b>0</b>
	Film (Blue)	0	0	0	<b>0</b>
	Painting	0	0	0	<b>0</b>
	Pamphlet	0	0	0	<b>0</b>
	Paper	0	0	0	<b>0</b>
	Photography	0	0	0	<b>0</b>
	Poster	0	0	0	<b>0</b>
	Video Film(Blue)	1	0	0	<b>0</b>
	Others	8	0	0	<b>0</b>
	<b>Sub Total</b>	<b>10</b>	<b>0</b>	<b>1</b>	<b>0</b>
42	<b>PUBLIC JUSTICE (Sec.213 to 215 IPC)</b>	2	1	0	<b>1</b>
43	<b>PUBLIC NUISANCE (Sec.291 and 510 IPC)</b>	96	47	14	<b>15</b>

Sl. No.	Heads of Crime	During the current year upto the end of month under review	During the corresponding month of previous year	During the previous month	During the current month
44	<b>PUBLIC SAFETY (Sec.269 to 271, 277, 283, 289 IPC)</b>	7807	316	675	<b>521</b>
45	<b>OFFENCES AGAINST PUBLIC SERVANTS (Public servant is a victim) (Sec 182-188, 332, 333, 353 IPC)</b>				
	Attempt to Commit	8	0	0	<b>1</b>
	Defence Personnel	3	0	0	<b>0</b>
	Jail Personnel	8	1	1	<b>1</b>
	Judicial Official	4	3	2	<b>1</b>
	Minister	0	0	0	<b>0</b>
	MLA	2	0	0	<b>0</b>
	MP	0	0	0	<b>0</b>
	Nationalised Bank Personnel	1	1	1	<b>0</b>
	Other Elected Member	4	0	0	<b>1</b>
	Other Enforcement Official	5	1	1	<b>2</b>
	Other Govt. Official	328	39	34	<b>33</b>
	Para Military Personnel	1	0	0	<b>0</b>
	Police Personnel	297	32	36	<b>24</b>
	Public Sector Undertaking Official	69	9	6	<b>7</b>
	<b>Sub Total</b>	<b>730</b>	<b>86</b>	<b>81</b>	<b>70</b>
46	<b>OFFENCES BY PUBLIC SERVANTS (EXCEPT CORRUPTION) (Public servant is accused) (Sec.128, 139, 167, 218, 221, 222 IPC)</b>				
	Defence Personnel	0	0	0	0
	Jail Personnel	0	0	0	0
	Judicial Official	0	0	0	0
	Minister	0	0	0	0
	MLA	0	0	0	0
	MP	0	0	0	0
	Nationalised Bank Personnel	0	0	0	0
	Other Elected Member	0	0	0	0
	Other Enforcement Official	0	0	0	0
	Other Govt. Official	3	0	1	0
	Para Military Personnel	0	0	0	0
	Police Personnel	0	0	0	0
	Public Sector Undertaking Official	0	0	0	0
	Others	2	1	0	0
	<b>Sub Total</b>	<b>5</b>	<b>1</b>	<b>1</b>	<b>0</b>
47	<b>NEGLIGENT ACT (Sec.280 to 289, 336 to 338 except 283 IPC)</b>				
	Death Causeed By Electric Shock	65	9	6	<b>14</b>
	Animal -Related	48	2	9	<b>6</b>
	Boat/Vessel - Related	0	0	0	<b>0</b>
	Explosive/Explosive Substances - Related	14	1	1	<b>2</b>
	Inflammable Substance- Related	8	0	2	<b>0</b>
	Machinery - Related	102	9	8	<b>13</b>
	Poisonous Substance - Related	8	1	0	<b>0</b>
	Other - Related	662	57	85	<b>65</b>
	Human - Related	516	11	84	<b>33</b>
	<b>Sub Total</b>	<b>1423</b>	<b>90</b>	<b>195</b>	<b>133</b>
48	<b>RECEIVING OF STOLEN PROPERTY (Sec.411 to 414 IPC)</b>	1	0	0	<b>0</b>
49	<b>SEDITION (Sec. 124A IPC)</b>				
	Attempt to Commit	0	0	0	<b>0</b>
	By Foreigner	0	0	0	<b>0</b>
	By National	0	0	0	<b>0</b>
	By National And Foreigner	0	0	0	<b>0</b>
	<b>Sub Total</b>	<b>0</b>	<b>0</b>	<b>0</b>	<b>0</b>

Sl. No.	Heads of Crime	During the current year upto the end of month under review	During the corresponding month of previous year	During the previous month	During the current month
50	<b>INSULTING MODESTY OF WOMEN (EVE TEASING) (Sec.509 IPC)</b>				
	Attempt to Commit	5	0	2	0
	Office	10	1	1	0
	Public Conveyance	2	0	0	0
	Public Place	36	3	5	7
	Other Places	49	3	10	9
	<b>Sub Total</b>	<b>102</b>	<b>7</b>	<b>18</b>	<b>16</b>
51	<b>SUICIDE (Sec.305, 306, 309 IPC)</b>				
	Dowry	7	3	1	1
	Abetment of Suicide	220	35	32	22
	Other Reasons	256	25	28	33
	Attempt to Commit suicide	112	11	19	13
	<b>Sub Total</b>	<b>595</b>	<b>74</b>	<b>80</b>	<b>69</b>
52	<b>UNNATURAL SEX (Sec.377 IPC)</b>				
	Abetment	0	0	0	0
	Animal	4	0	0	2
	Attempt	0	0	0	0
	Major - Man	3	0	0	0
	Major - Woman	4	0	0	1
	Minor - Boy	1	0	1	0
	Minor - Girl	0	0	0	0
	<b>Sub Total</b>	<b>12</b>	<b>0</b>	<b>1</b>	<b>3</b>
53	<b>WRONGFUL RESTRAINT/CONFINEMENT (Sec.341 to 348 IPC)</b>				
	Attempt to Commit	17	2	2	3
	To Extort Confession	3	1	1	0
	To Extort Property	14	0	2	1
	To settle Dispute	15	3	1	0
	Others	307	20	48	32
	<b>Sub Total</b>	<b>356</b>	<b>26</b>	<b>54</b>	<b>36</b>
54	<b>INFANTICIDE (Sec.315, 316 IPC)</b>				
	Male	0	0	0	0
	Female	0	0	0	0
	<b>Sub Total</b>	<b>0</b>	<b>0</b>	<b>0</b>	<b>0</b>
55	<b>OFFENCES RELATED TO MARRIAGE (Sec.493 to 498 IPC)</b>	37	3	4	4
56	<b>BUYING &amp; SELLING MINOR FOR PROSTITUTION (Sec.372, 373 IPC)</b>	0	0	0	0
57	<b>DOCUMENTS &amp; PROPERTY MARKS (Sec.483 to 489 IPC)</b>				
	Documents	1	0	0	0
	Property	0	0	0	0
	<b>Sub Total</b>	<b>1</b>	<b>0</b>	<b>0</b>	<b>0</b>
58	<b>DEFAMATION (Sec.500 to 502 IPC)</b>				
	Persons	3	1	0	0
	Printed Matter	1	0	0	0
	Others	1	0	0	0
	<b>Sub Total</b>	<b>5</b>	<b>1</b>	<b>0</b>	<b>0</b>
59	<b>ELECTION(Sec.171(E) to 171(1) IPC)</b>				
	Assembly	1015	0	0	1
	Parliament	3	0	0	0
	Other Elected Bodies	30	0	0	0
	<b>Sub Total</b>	<b>1048</b>	<b>0</b>	<b>0</b>	<b>1</b>
60	<b>SLAVERY (Sec.370, 371, 374 IPC)</b>				
	Man	0	0	0	0
	Woman	0	0	0	0
	Boy	0	0	0	0
	Girl	0	0	0	0
	<b>Sub Total</b>	<b>0</b>	<b>0</b>	<b>0</b>	<b>0</b>

Sl. No.	Heads of Crime	During the current year upto the end of month under review	During the corresponding month of previous year	During the previous month	During the current month
61	Attempting to commit offences (Sec.511 IPC)				
	Attempting to commit offences	154	27	28	17
	<b>Sub Total</b>	<b>154</b>	<b>27</b>	<b>28</b>	<b>17</b>
62	<b>ILLEGAL DETENTION (Sec.342 IPC)</b>	0	0	0	0
63	<b>FALSE EVIDENCE (Sec.191 to 205 IPC)</b>	14	1	1	1
64	<b>EXPOSURE AND ABANDONMENT OF CHILD (Sec.317 IPC)</b>				
	Boy	14	2	1	0
	Girl	30	4	4	2
	<b>Sub Total</b>	<b>44</b>	<b>6</b>	<b>5</b>	<b>2</b>
65	<b>OF ABETMENT (Sec.107 to 120 IPC)</b>	6	1	1	1
66	<b>FAILURE TO APPEAR TO COURT (Sec.174, 229A IPC)</b>				
	174 A	49	7	5	2
	229 A	134	18	8	13
	<b>Sub Total</b>	<b>183</b>	<b>25</b>	<b>13</b>	<b>15</b>
67	<b>Concealment of birth by secret disposal of Child</b>				
	Girl	24	0	3	3
	Boy	19	0	0	2
	<b>Sub Total</b>	<b>43</b>	<b>0</b>	<b>3</b>	<b>5</b>
68	<b>ASSAULT OR USE OF CRIMINAL FORCE TO DISROBE WOMEN</b>	13	2	0	4
69	<b>Disobedience to Order Promulgated by Public/Servant</b>				
	By Others	48	3	1	4
	By Private Institution	7	0	0	0
	By Govt. Institution	79	15	2	3
	<b>Sub Total</b>	<b>134</b>	<b>18</b>	<b>3</b>	<b>7</b>
70	<b>Human Trafficking</b>				
	Eunuch	0	0	0	0
	Men	0	0	0	0
	Boy	1	0	0	0
	Women	0	0	0	0
	Girl	7	1	0	0
	<b>Sub Total</b>	<b>8</b>	<b>1</b>	<b>0</b>	<b>0</b>
71	<b>Aadhaar Act</b>				
	Impersonation	0	0	0	0
	Offence by Company	0	0	0	0
	Offence by individual	0	0	0	0
	<b>Sub Total</b>	<b>0</b>	<b>0</b>	<b>0</b>	<b>0</b>
72	<b>Giving false information respecting an offence com</b>				
	Giving false information respecting an offence committed	3	1	0	0
	<b>Sub Total</b>	<b>3</b>	<b>1</b>	<b>0</b>	<b>0</b>
	<b>Total Cognizable Crime Under IPC</b>	<b>110341</b>	<b>10025</b>	<b>13786</b>	<b>12395</b>
	<b>B - SPECIAL &amp; LOCAL LAWS</b>				
1	<b>ANTIQUES (CULTURAL PROPERTY)</b>				
	Antiques & Art Treasures Act 1972	0	0	0	0
	Ancient Monument & Archaeological Sites And Remains Act 1958	2	1	0	0
	<b>Sub Total</b>	<b>2</b>	<b>1</b>	<b>0</b>	<b>0</b>
2	<b>ARMS ACT 1959</b>				
	Country Made - Non Prohibited Bore - In Disturbed Area	10	2	1	3
	Country Made - Non Prohibited Bore - In Other Area	97	8	12	8
	Country Made - Prohibited Bore - In Disturbed Area	7	0	3	1
	Country Made - Prohibited Bore - In Other Area	60	9	10	11
	Factory Made - Non Prohibited Bore - In Disturbed Area	3	0	0	1
	Factory Made - Non Prohibited Bore - In Other Area	18	6	1	0
	Factory Made - Prohibited Bore - In Disturbed Area	0	1	0	0
	Factory Made - Prohibited Bore - In Other Area	25	1	3	1
	<b>Sub Total</b>	<b>220</b>	<b>27</b>	<b>30</b>	<b>25</b>

Sl. No.	Heads of Crime	During the current year upto the end of month under review	During the corresponding month of previous year	During the previous month	During the current month
3	ANIMAL				
	The Karnataka Prevention of Slaughter and Preservation of Cattle Ordinance 2020	143	21	13	9
	Wild Life Preservation Act 1972	0	0	0	0
	Wild Life Protection Act 1972	4	0	1	1
	Prevention of Cruelty to Animals Act 1960	136	21	19	14
	Elephant (Preservation) Act 1879	0	0	0	0
	Cattle Trespass Act 1871	1	1	0	1
	<b>Sub Total</b>	<b>284</b>	<b>43</b>	<b>33</b>	<b>25</b>



Sl. No.	Heads of Crime	During the current year upto the end of month under review	During the corresponding month of previous year	During the previous month	During the current month
4	CINEMATOGRAPHY ACT 1952				
	Films	0	0	0	0
	Video	0	0	0	0
	<b>Sub Total</b>	<b>0</b>	<b>0</b>	<b>0</b>	<b>0</b>
5	CONSUMER				
	Liquified Petroleum Gas Supply & Control Order 2000	45	10	6	7
	Consumer (Protection) Act 1986	7	0	1	1
	Essential Commodities Act 1955	348	57	48	40
	Prevention of Food Adulteration Act 1954	3	1	1	0
	Packaged Commodities (Regulation) order 1975	0	0	0	0
	<b>Sub Total</b>	<b>403</b>	<b>68</b>	<b>56</b>	<b>48</b>
6	COPY RIGHT ACT 1957				
	By Company	105	15	12	7
	By Individual	50	7	2	5
	<b>Sub Total</b>	<b>155</b>	<b>22</b>	<b>14</b>	<b>12</b>
7	CIVIL RIGHTS				
	Protection of Civil Rights Act 1955	13	2	1	1
	<b>Sub Total</b>	<b>13</b>	<b>2</b>	<b>1</b>	<b>1</b>
8	SCHEDULED CASTE AND THE SCHEDULED TRIBES				
	Scheduled Caste	921	116	127	130
	Scheduled Tribes	206	14	22	25
	Scheduled Caste Women	354	34	49	39
	Scheduled Tribes Women	96	7	13	8
	<b>Sub Total</b>	<b>1577</b>	<b>171</b>	<b>211</b>	<b>202</b>
9	CHILDREN ACT				
	Child Labour (Prohibition & Regulation) Act 1986	105	2	5	22
	Child Marriage (Restraint) Act - 1929	111	15	7	14
	Juvenile Justice Act 1986	79	12	6	21
	Probation of offenders Act 1958	1	0	0	0
	Protection of Children from Sexual Offences Act 2012 (POCSO)	0	0	0	0
	<b>Sub Total</b>	<b>296</b>	<b>29</b>	<b>18</b>	<b>57</b>
10	PREVENTION OF CORRUPTION ACT 1988				
	Public Servant - Elected	0	0	0	0
	Public Servant - Gazetted - Central	0	0	0	0
	Public Servant - Gazetted - Defence	0	0	0	0
	Public Servant - Gazetted - Public Sector Undertaking	0	0	0	0
	Public Servant - Gazetted - State	0	0	0	0
	Public Servant - Non-Gazetted - Central	0	0	0	0
	Public Servant - Non-Gazetted - Defence	0	0	0	0
	Public Servant - Non-Gazetted - State	0	0	0	0
	<b>Sub Total</b>	<b>0</b>	<b>0</b>	<b>0</b>	<b>0</b>
11	CUSTOMS				
	Customs Act 1962	0	0	0	0
	Import/Export (Control) Act 1947	0	0	0	0
	<b>Sub Total</b>	<b>0</b>	<b>0</b>	<b>0</b>	<b>0</b>
12	Explosives				
	Explosives Substances Act 1908	20	1	1	2
	Explosives Act 1884	21	6	5	1
	Inflammable Substance Act 1952	0	0	0	0
	<b>Sub Total</b>	<b>41</b>	<b>7</b>	<b>6</b>	<b>3</b>
13	FOREIGN EXCHANGE				
	Smugglers and Foreign Exchange Manipulator Act 1976	0	0	0	0
	Foreign Exchange Regulation Act 1973	0	0	0	0
	Foreign Exchange Regulation Act 1952	0	0	0	0
	<b>Sub Total</b>	<b>0</b>	<b>0</b>	<b>0</b>	<b>0</b>
14	FOREIGNER				
	Foreigners Act 1946	12	1	3	2

Sl. No.	Heads of Crime	During the current year upto the end of month under review	During the corresponding month of previous year	During the previous month	During the current month
	Registration of Foreigners Act 1939	0	0	0	0
	<b>Sub Total</b>	<b>12</b>	<b>1</b>	<b>3</b>	<b>2</b>
15	FOREST				
	Indian Forest Act 1927	3	0	1	1
	Forest (Conservation) Act 1980	6	3	0	1
	<b>Sub Total</b>	<b>9</b>	<b>3</b>	<b>1</b>	<b>2</b>
16	HIJACKING				
	Foreign Aircraft - In India	0	0	0	0
	Foreign Aircraft - Outside India	0	0	0	0
	Indian Aircraft - In India	0	0	0	0
	Indian Aircraft - Outside India	0	0	0	0
	<b>Sub Total</b>	<b>0</b>	<b>0</b>	<b>0</b>	<b>0</b>
17	IMMORAL TRAFFIC				
	Organised	125	12	19	8
	Un-Organised	93	8	16	14
	<b>Sub Total</b>	<b>218</b>	<b>20</b>	<b>35</b>	<b>22</b>
18	BONDED LABOUR SYSTEM	30	0	0	1
19	INDIAN MOTOR VEHICLE	8	2	2	3
20	NARCOTIC DRUGS & PSYCHOTROPIC SUBSTANCES ACT				
	Cultivated/Processed	3204	261	378	241
	Synthetic	2510	348	345	266
	<b>Sub Total</b>	<b>5714</b>	<b>609</b>	<b>723</b>	<b>507</b>
21	PASSPORT ACT				
	Foreigner	0	0	0	0
	Indian	8	0	2	0
	<b>Sub Total</b>	<b>8</b>	<b>0</b>	<b>2</b>	<b>0</b>
22	REPRESENTATIVE OF PEOPLE ACT 1951 & 1988				
	Assembly	315	0	0	0
	Parliament	0	0	0	0
	Other Elected Bodies	17	0	0	0
	<b>Sub Total</b>	<b>332</b>	<b>0</b>	<b>0</b>	<b>0</b>
23	KARNATAKA POLICE ACT 1963				
	Gambling - Matka (78 Class C)	4418	477	687	527
	Street Gambling (87)	4828	466	750	642
	House Gambling (79 & 80)	222	22	31	33
	Betting	364	21	17	17
	Others	964	59	56	52
	<b>Sub Total</b>	<b>10796</b>	<b>1045</b>	<b>1541</b>	<b>1271</b>
24	PREVENTION OF DAMAGE TO PUBLIC PROPERTY ACT 1984	121	10	20	21
25	POST & TELEGRAPH, TELEGRAPH WIRES (UNLAWFUL POSSESSION) ACT 1980	12	1	1	0
26	OFFICIAL SECURITY RELATED ACTS				
	Official Secrets Act 1923	1	0	1	0
	Essential Services Maintenance Act 1981	0	0	0	0
	<b>Sub Total</b>	<b>1</b>	<b>0</b>	<b>1</b>	<b>0</b>
27	PREVENTION OF TERRORISM ACT (POTA)	0	0	0	0
28	RAILWAYS ACT				
	Indian Railways Act 1989	2	0	0	0
	Railway Property (Unlawful Possession) Act 1966	1	0	0	0
	<b>Sub Total</b>	<b>3</b>	<b>0</b>	<b>0</b>	<b>0</b>
29	UNLAWFUL ACTIVITIES (Prevention) Act 1967	1	1	0	0
30	CRIMES RELATED TO WOMEN				
	Dowry Prohibition	1659	188	214	190
	Commission of SATI (Prevention) Act 1987	1	0	0	0
	Indecent Representation of Women (Prohibition) Act 1986	1	0	0	1
	<b>Sub Total</b>	<b>1661</b>	<b>188</b>	<b>214</b>	<b>191</b>
31	INDIAN LUNACY ACT	0	0	0	0

Sl. No.	Heads of Crime	During the current year upto the end of month under review	During the corresponding month of previous year	During the previous month	During the current month
32	INDIAN ELECTRICITY ACT	17	2	1	1
33	COTPA, CIGARETTES AND OTHER TOBACCO PRODUCTS	1208	16	76	422
34	KARNATAKA STATE LOCAL ACTS				
	Banning of Unregulated Deposit Schemes Act	0	1	0	0
	Karnataka Epidemic Diseases Act 2020	1	0	0	0
	The Karnataka Prevention of Dangerous Activities of Bootleggers, Drug-offenders, Gamblers, Goonda Act	0	0	0	0
	Karnataka Cow Slaughters Act	214	27	25	16
	Motor Spirit and High Speed Diesel (Regulation of supply, Distribution and Prevention of Malpractice	0	0	0	0
	Disaster Management Act 2005	1	0	0	0
	Karnataka Prevention of Slaughter and Preservation of Cattle Act 2020	173	11	14	15
	Karnataka Excise Act 1965	8003	582	683	632
	Karnataka Forest Act 1963	59	10	13	8
	Karnataka Education Act 1983 As Amended Upto Date	7	1	0	0
	Karnataka Kerosene Restriction Unuse Act 1956	0	0	0	0
	Karnataka University Act	0	0	0	0
	Karnataka Corruption Act	1	0	0	0
	Karnataka Medical Registration Act 1965	1	0	0	0
	Karnataka Land & Revenue Act 1964 & 2007	18	5	2	2
	Karnataka Kerosene Dealers License Order 1969	0	0	0	0
	Karnataka Society Registration Act	0	0	0	0
	Karnataka Minor Mineral Consistent Rule 1994	39	4	4	2
	Bangalore Development Authority Act	1	0	0	0
	Karnataka Prohibition of Beggery Act 1975	121	0	0	107
	Karnataka Municipalities Act 1964	1	0	0	0
	Karnataka Irrigation Act 1963	8	0	5	0
	Karnataka Fire Force act 1964	4	0	0	1
	Karnataka Consumer Protection Act 1986	0	0	0	0
	Karnataka Lottery Act	56	8	7	6
	Karnataka Weight & Measurement Act	0	0	0	0
	Karnataka Agriculture Marketing Regulation Act	1	0	0	1
	Karnataka Revenue Act	2	0	0	1
	Karnataka Mining Act	7	0	0	1
	Karnataka Betting Tax Act	0	0	0	0
	Karnataka Panchayat Raj Act	0	0	0	0
	Karnataka Open Place Disfigurement Act 1951	612	11	331	9
	Karnataka Right To Information Act 2000 & 2008	0	0	0	0
	Karnataka Urban Development Act 1987	0	0	0	0
	Karnataka Town & City Planning Act 1961	0	0	0	0
	Karnataka Race Betting Act	0	0	0	0
	Karnataka Devadasi's (Prohibition Of Dedication) Act 1982	0	0	0	0
	Cooperative Society Act	1	0	0	0
	Karnataka Entertainment Tax Act 1958	4	0	1	0
	Karnataka Land Acquisition (Prohibition) Act 2007	1	0	0	0
	Karnataka Money Lender Act 1961	3	1	0	0
	Karnataka Stamp Act 1957	0	0	0	0
	Karnataka Prisoners Act 1963 & 1974	44	2	16	4
	Karnataka Private Medical Institution Act 2007	1	0	0	0
	MMRD (Mines & Minerals Regulation Development ) Act 1957	103	6	13	16
	Karnataka Treasure Trove Act 1962	2	0	0	0
	Karnataka Prohibition of Charging Exorbitant Interest Act 2004	8	1	1	1
	Karnataka Ayurvedic And Unani Pract. Regis. & Medical Prac. Misc. Prov. Act	0	0	0	0
	Other Local Acts	157	8	15	22
	<b>Sub Total</b>	<b>9654</b>	<b>678</b>	<b>1130</b>	<b>844</b>

Sl. No.	Heads of Crime	During the current year upto the end of month under review	During the corresponding month of previous year	During the previous month	During the current month
35	CYBER CRIME				
	Information Technology Act 2000, 2009	15642	1072	2196	<b>2021</b>
	Sub Total	<b>15642</b>	<b>1072</b>	<b>2196</b>	<b>2021</b>
36	NATIONAL SECURITY ACT	0	0	0	<b>0</b>
37	POCSO				
	Custodial Rape	1	0	1	<b>0</b>
	Gang Rape	8	0	1	<b>1</b>
	Rape with Murder	0	0	0	<b>0</b>
	Rape	1908	179	262	<b>179</b>
	Others	791	87	113	<b>89</b>
	Sub Total	<b>2708</b>	<b>266</b>	<b>377</b>	<b>269</b>
	<b>Total (Item 1 to 36)</b>	<b>51146</b>	<b>4284</b>	<b>6692</b>	<b>5950</b>
<b>C. CRIMES AGAINST WOMEN</b>					
1	Rape (Sec. 376 IPC)				
	1.1 Custodial Rape	0	0	0	<b>0</b>
	1.2 Gang Rape	7	5	1	<b>0</b>
	1.3 other Cases of Rape	431	42	50	<b>51</b>
	Sub Total	<b>438</b>	<b>47</b>	<b>51</b>	<b>51</b>
2	Outraging modesty (Molestation) (sec.354 IPC)	4817	501	638	<b>553</b>
3	Kidnapping & Abduction of Women: (Sec.366 IPC)	114	12	13	<b>12</b>
4	Insulting modesty (Eve-Teasing) (Sec.294 & 509 IPC if victim is a woman)	102	7	18	<b>16</b>
5	Murder for Dowry - by burning (Sec.302 IPC)	0	0	0	<b>0</b>
6	Murder for Dowry - by other means (Sec.302 IPC)	6	1	0	<b>4</b>
7	Murder for other reasons	302	34	37	<b>25</b>
8	Attempt to Commit Murder for dowry by burning (Sec.307 IPC)	0	0	0	<b>0</b>
9	Attempt to Commit Murder for dowry by other means (Sec.307 IPC)	37	4	5	<b>5</b>
10	Attempt to Commit murder for other reasons	631	50	91	<b>70</b>
11	Dowry Death-by burning (Sec.304-B IPC)	2	0	1	<b>0</b>
12	Dowry Death-by other Means (Sec.304(B) IPC)	117	11	12	<b>22</b>
13	Cruelty by Husband or Relatives of Husband (Sec.498-A IPC)	2284	215	327	<b>256</b>
14	Abetment of Suicide (Sec.306 IPC)	108	20	12	<b>6</b>
15	Immoral Traffic (prevention) Act.	218	20	35	<b>22</b>
16	Indecent Representation of Women(Prohibition) Act-1986	1	0	0	<b>1</b>
17	Pornography	0	0	0	<b>0</b>
18	Offences against Public Servants (Sec.182-188-333-353 IPC)	95	13	10	<b>12</b>
19	Offences related to Marriage	29	3	4	<b>3</b>
20	Cyber Crimes	5626	398	762	<b>666</b>
	<b>Total (Item 1 to 20)</b>	<b>14927</b>	<b>1336</b>	<b>2016</b>	<b>1724</b>

Sl. No.	Heads of Crime	During the current year upto the end of month under review	During the corresponding month of previous year	During the previous month	During the current month
<b><u>D.CRIME AGAINST CHILDREN</u></b>					
1	Infanticide/ Foeticide (Sec. 315 & 316 IPC)	0	0	0	0
2	Rape on Minor	0	0	0	0
3	Exposure & abandonment (Sec. 317 IPC)	44	6	5	2
4	Kidnapping & Abduction of Children	2542	243	344	353
4.1	For Ransom - of Children	4	2	0	1
4.2	of Children - for begging	0	0	0	0
4.3	of Girls - Immoral Purpose	1	0	0	0
4.4	With intent to Steal from Child	0	0	0	0
4.5	Lawful Guardianship	1	1	0	0
4.6	Procuration of Minor Girls - For Prostitution	0	0	0	0
4.7	Procuration of Minor Girls - Importing of Girl	0	0	0	0
4.8	Procuration of Minor Girls - For Other Purposes	7	1	0	1
	<b>Sub Total</b>	<b>2555</b>	<b>247</b>	<b>344</b>	<b>355</b>
5	Selling of girls for Prostitution (Sec.372 IPC)	0	0	0	0
6	The Prohibition of Child Marriage Act - 2006	111	15	7	14
7	POCSO Act	2708	266	377	269
8	Death of Children due to miscarriage	8	4	1	2
9	Juvenile Justice Act	79	12	6	21
10	Child Labour (Pro.& Reg.) Act	105	2	5	22
11	Probation of Offenders Act	1	0	0	0
	<b>Total (Item 1 to 11)</b>	<b>5611</b>	<b>552</b>	<b>745</b>	<b>685</b>

Sl. No.	Heads of Crime	During the current year upto the end of month under review	During the corresponding month of previous year	During the previous month	During the current month
<b><u>E. CRIME AGAINST SCHEDULED CASTES / TRIBES BY NON SCs/STs</u></b>					
1	Murder	66	11	7	5
2	Rape	191	27	28	21
3	Kidnapping	32	4	4	2
4	Offences under the Protection of Civil Rights Act.	10	0	0	2
5	Offences under the SC & ST (prevention of Atrocities) Act 1989 (if the victim is SC)	1278	129	172	172
	<b>Total (Item 1 to 5)</b>	<b>1577</b>	<b>171</b>	<b>211</b>	<b>202</b>

### **G. MOTOR VEHICLE ACCIDENTS (DURING SEPTEMBER 2023)**

<i>Sl.No.</i>	<i>Location of Accidents</i>	<i>No. of Cases</i>			<i>No. of Persons</i>		
		<i>Fatal</i>	<i>Non-Fatal</i>	<i>Total</i>	<i>Killed</i>	<i>Injured</i>	<i>Total</i>
1	National Highways	289	876	1165	331	1511	1842
2	State Highways	218	570	788	241	1004	1245
3	Other Roads	330	1291	1621	333	1805	2138
	<b>TOTAL</b>	<b>837</b>	<b>2737</b>	<b>3574</b>	<b>905</b>	<b>4320</b>	<b>5225</b>

1. 837 Fatal cases have been reported in September 2023, on an average 28 fatal cases reported per day.
2. 2737 Non Fatal cases have been reported in September 2023, on an average 91 non fatal cases reported per day
3. Out of 837 fatal cases reported 289 of the cases are on National Highways.
4. Out of 2737 non fatal cases reported 876 of the cases are on National Highways.
5. Out of 905 persons killed in road accidents 331 persons killed in National highways, i.e., 37% persons killed in National highways
6. Out of 4320 persons injured in road accidents 1511 persons injured in National highways, i.e., 35% Persons injured in National highways

CASES REPORTED UNDER IPC AND SLL DURING THE MONTH UNDER REVIEW AND THE CURRENT YEAR					
Sl.No.	DISTRICTS/UNITS	IPC CRIMES		SLL CRIMES	
		During the month under review (Sep-2023)	During the current Year Upto the month under review	During the month under review (Sep-2023)	During the current Year Upto the month under review
	<b>Commissionerates</b>				
1	Bengaluru City	3487	31768	2661	20496
2	Mysuru City	231	1913	67	568
3	Hubballi Dharwad City	168	1331	80	865
4	Mangaluru City	193	1548	84	813
5	Belagavi City	97	1259	43	334
6	Kalaburagi City	157	1600	64	510
	<b>Central Range</b>				
1	Bengaluru Dist	683	5489	201	1466
2	Ramanagara	329	3082	83	883
3	Tumakuru	530	4637	134	1487
4	Kolar	240	1910	45	501
5	Chickballapura	264	2000	110	945
6	K.G.F	75	630	40	409
	<b>Eastern Range</b>				
1	Chitradurga	355	3187	135	1261
2	Davanagere	266	2799	128	936
3	Shivamogga	369	3368	113	1293
4	Haveri	213	1788	79	723
	<b>Western Range</b>				
1	Dakshina Kannada	143	1315	35	340
2	Udupi	228	1708	89	748
3	Chikkamagaluru	264	2252	120	1037
4	Uttara Kannada	190	1744	92	813
	<b>Northern Range</b>				
1	Belagavi Dist	391	3617	94	1604
2	Bagalkot	200	1707	116	775
3	Vijayapur	258	2266	161	1165
4	Dharwad	78	917	65	427
5	Gadag	100	924	49	687
	<b>North Eastern Range</b>				
1	Kalaburagi	201	1890	86	883
2	Bidar	235	2296	109	976
3	Yadgir	109	1077	77	659
	<b>Southern Range</b>				
1	Mysuru Dist	442	3366	67	763
2	Mandya	400	3748	61	867
3	Chamarajanagar	181	1421	41	557
4	Hassan	434	3759	93	1036
5	Kodagu	133	1139	70	463
	<b>Ballari Range</b>				
1	Ballari	199	1504	130	942
2	Koppal	136	1355	70	632
3	Raichur	194	1930	132	1144
4	Vijayanagara	151	1401	121	1056
	Karnataka Railways	71	694	4	73
	<b>STATE</b>	<b>12395</b>	<b>110339</b>	<b>5949</b>	<b>51137</b>



**MAJOR HEADS FOR THE MONTH OF SEPTEMBER-2023**

SL.NO.	DISTRICTS/UNITS	MURDER	ATTEMPT TO MURDER	RAPE	DACOITY	ROBBERY	BURGLARY DAY	BURGLARY NIGHT	THEFT	RIOTING	HURT	CRUELTY BY HUSBAND	DOWRY DEATHS	FATAL	NON-FATAL	MOLESTATION	SC/ST	GAMBLING	DP ACT	CYBER CRIME	POCSO	POCSO-RAPE
<b>Commissionerates</b>																						
1	Bengaluru City	21	47	14	12	70	17	87	978	17	400	58	3	83	376	104	29	2425	83	1614	39	84
2	Mysuru City	1	5	0	0	4	1	6	38	2	36	5	0	11	76	4	4	201	18	22	4	4
3	Hubballi Dharwad City	2	5	2	1	2	3	8	24	5	16	9	0	13	43	2	1	142	0	38	4	4
4	Mangaluru City	0	8	2	0	1	4	6	20	1	16	3	0	9	83	4	1	162	3	19	3	3
5	Belagavi City	0	7	0	2	1	1	5	12	4	8	2	0	7	29	0	1	80	0	6	0	1
6	Kalaburagi City	0	4	0	0	4	3	13	28	6	11	9	2	8	21	2	4	120	6	6	1	4
<b>Central Range</b>																						
1	Bengaluru Dist	2	10	0	4	8	7	30	170	11	68	21	1	45	165	21	9	590	4	76	10	8
2	Ramanagara	2	4	1	4	7	2	9	38	3	48	5	1	24	105	24	8	300	1	23	8	8
3	Tumakuru	1	8	3	0	7	7	18	73	5	67	10	1	56	151	25	6	459	11	21	14	10
4	Kolar	4	6	0	0	3	2	6	26	17	28	2	0	26	53	5	8	194	4	5	5	3
5	Chickballapura	4	5	2	0	2	1	14	34	20	45	3	3	15	67	15	11	254	1	35	11	4
6	K.G.F	0	3	0	0	1	2	1	7	0	20	2	0	8	13	2	2	64	1	11	2	1
<b>Eastern Range</b>																						
1	Chitradurga	1	5	1	1	3	1	8	30	22	52	8	2	31	123	30	4	332	2	5	7	4
2	Davanagere	0	5	2	0	6	1	21	38	16	33	7	1	24	55	13	7	239	7	2	4	8
3	Shivamogga	1	14	2	1	5	0	17	26	18	61	2	1	22	102	33	10	336	10	3	16	7
4	Haveri	0	8	1	0	2	3	8	50	26	24	2	0	13	41	8	4	199	4	10	7	3
<b>Western Range</b>																						
1	Dakshina Kannada	0	0	0	1	1	2	9	10	4	14	2	0	6	60	5	8	126	1	2	3	1
2	Udupi	1	0	1	0	3	3	3	25	1	13	5	0	12	92	4	5	177	0	15	6	4
3	Chikkamagaluru	1	11	0	1	1	1	6	23	7	52	8	0	20	65	15	6	232	2	11	14	1
4	Uttara Kannada	3	3	2	0	5	1	4	16	11	26	3	0	11	60	16	5	177	0	6	6	7
<b>Northern Range</b>																						
1	Belagavi Dist	9	14	3	3	3	4	10	50	21	32	10	0	48	118	21	5	361	1	6	7	6
2	Bagalkot	3	8	1	3	1	5	9	28	6	11	1	1	26	46	14	6	176	2	4	6	2
3	Vijayapur	7	12	1	0	0	4	7	27	9	33	7	1	29	52	17	10	222	0	11	6	1
4	Dharwad	0	0	0	0	0	2	1	10	3	16	0	1	17	18	0	3	77	0	2	6	0
5	Gadag	0	4	1	0	1	2	4	21	6	12	2	1	10	9	4	4	86	0	2	4	2
<b>North Eastern Range</b>																						
1	Kalaburagi	3	7	3	0	1	1	6	34	16	17	7	0	21	42	10	3	176	3	5	4	4
2	Bidar	1	3	0	0	2	1	19	25	10	37	12	0	21	48	7	5	197	0	7	4	2
3	Yadgir	1	2	2	0	1	0	1	19	2	15	4	0	8	27	10	1	98	1	0	4	3
<b>Southern Range</b>																						
1	Mysuru Dist	3	5	0	0	7	4	15	34	13	104	4	1	31	121	35	5	397	0	5	8	7
2	Mandya	4	7	0	0	4	4	15	43	3	57	5	0	45	147	26	5	375	6	2	6	4
3	Chamarajanagar	3	5	1	1	1	0	6	14	9	47	3	0	12	39	22	2	171	0	5	5	2
4	Hassan	0	6	2	1	5	3	14	47	5	77	3	1	33	155	24	5	403	6	13	17	7
5	Kodagu	4	6	0	1	0	6	9	13	1	25	2	0	5	31	3	5	119	3	16	8	0
<b>Ballari Range</b>																						
1	Ballari	2	3	2	0	2	1	4	57	12	17	10	0	20	21	2	2	166	2	8	9	4
2	Koppal	3	2	0	0	1	0	3	27	5	10	6	0	18	33	4	0	115	0	1	2	1
3	Raichur	3	5	1	0	0	1	1	40	15	15	7	1	22	26	14	7	161	6	3	3	1
4	Vijayanagara	0	10	1	0	2	1	6	31	0	10	7	0	24	27	7	1	134	2	1	5	3
	Karnataka Railways	0	1	0	0	3	0	0	63	0	1	0	0	0	0	1	0	72	0	0	0	3
	<b>STATE</b>	<b>90</b>	<b>258</b>	<b>51</b>	<b>36</b>	<b>170</b>	<b>101</b>	<b>409</b>	<b>2249</b>	<b>332</b>	<b>1574</b>	<b>256</b>	<b>22</b>	<b>834</b>	<b>2740</b>	<b>553</b>	<b>202</b>	<b>0</b>	<b>190</b>	<b>2021</b>	<b>268</b>	<b>221</b>

MAJOR HEADS FOR THE YEAR 2023 (UPTO SEPTEMBER)																						
SL.NO.	DISTRICTS/UNITS	MURDER	ATTEMPT TO MURDER	RAPE	DACOITY	ROBBERY	BURGLARY DAY	BURGLARY NIGHT	THEFT	RIOTING	HURT	CRUELTY BY HUSBAND	DOWRY DEATHS	FATAL	NON-FATAL	MOLESTATION	SC/ST	GAMBLING	DP ACT	CYBER CRIME	POCSO	POCSO-RAPE
	<b>Commissionerates</b>																					
1	Bengaluru City	161	422	127	79	598	210	654	7831	110	2665	511	20	635	3082	841	161	502	83	12615	427	300
2	Mysuru City	24	39	11	2	42	12	72	344	2	232	27	2	107	581	52	15	41	18	165	50	28
3	Hubballi Dharwad City	16	37	5	7	17	7	66	189	29	134	79	0	86	332	33	22	259		365	33	17
4	Mangaluru City	14	38	14	2	10	12	35	146	11	114	21	1	109	609	53	25	88	3	187	40	20
5	Belagavi City	16	27	6	2	15	19	106	204	57	110	59	0	87	322	30	9	95		65	15	10
6	Kalaburagi City	21	37	9	7	50	24	101	371	47	188	65	5	84	267	39	27	213	6	24	18	11
	<b>Central Range</b>																					
1	Bengaluru Dist	46	86	14	16	76	56	193	1163	97	486	133	9	473	1361	158	78	147	4	525	93	47
2	Ramanagara	26	55	9	20	28	35	92	378	36	477	41	2	295	914	177	47	144	1	127	82	70
3	Tumakuru	32	93	15	4	58	48	155	589	43	638	58	3	525	1324	247	68	424	11	176	129	79
4	Kolar	33	53	7	4	24	13	32	274	115	306	19	4	173	391	61	47	102	4	47	47	40
5	Chickballapura	17	36	9	3	19	22	74	216	114	343	22	6	225	478	83	31	205	1	175	113	98
6	K.G.F	8	19	4	0	2	10	30	72	17	154	15	2	50	106	24	17	27	1	82	25	20
	<b>Eastern Range</b>																					
1	Chitradurga	21	54	9	1	26	15	89	306	198	427	89	6	337	967	256	37	476	2	39	93	60
2	Davanagere	18	91	11	8	53	15	153	549	109	264	62	6	216	589	168	75	393	7	57	76	53
3	Shivamogga	28	92	4	15	28	10	101	290	131	601	61	3	256	876	241	71	272	10	22	146	114
4	Haveri	7	62	15	7	11	14	105	296	187	219	25	1	188	389	62	27	365	4	68	63	52
	<b>Western Range</b>																					
1	Dakshina Kannada	6	19	7	1	14	14	60	63	32	132	21	0	96	587	36	39	24	1	38	63	32
2	Udupi	8	15	10	2	14	17	57	107	20	136	25	0	169	752	48	29	157		101	39	30
3	Chikkamagaluru	27	43	6	3	10	22	76	200	66	424	49	0	184	562	155	66	175	2	67	78	51
4	Uttara Kannada	11	39	12	1	20	12	41	143	50	235	37	2	166	587	131	24	339		64	46	30
	<b>Northern Range</b>																					
1	Belagavi Dist	56	98	16	6	25	25	118	412	202	327	87	4	543	1008	229	68	661	1	56	85	74
2	Bagalkot	26	69	8	12	12	26	86	187	78	119	13	3	278	369	136	33	288	2	36	50	38
3	Vijayapur	46	75	13	7	2	23	79	266	99	288	91	7	320	439	126	54	477		68	73	57
4	Dharwad	13	28	3	0	5	7	45	105	40	98	21	4	178	218	29	26	142		30	35	29
5	Gadag	12	26	4	0	9	6	46	138	85	80	28	2	111	151	55	28	264		39	34	29
	<b>North Eastern Range</b>																					
1	Kalaburagi	41	43	7	2	7	18	63	270	132	252	54	1	233	441	75	22	338	3	16	42	37
2	Bidar	29	40	2	2	27	21	131	264	100	402	79	2	238	572	48	34	505		26	36	26
3	Yadgir	13	20	6	3	4	4	23	179	82	142	28	0	113	212	72	23	299	1	9	28	26
	<b>Southern Range</b>																					
1	Mysuru Dist	24	48	12	4	31	23	159	284	114	691	48	6	332	947	214	51	151		26	110	68
2	Mandya	30	62	2	6	38	28	99	389	44	613	70	3	378	1304	233	52	243	6	37	93	52
3	Chamarajanagar	16	32	2	2	15	11	51	93	67	298	19	2	116	363	137	34	91		28	55	38
4	Hassan	26	102	9	3	43	33	116	344	64	682	56	5	349	1202	200	64	118	6	88	120	84
5	Kodagu	20	37	6	1	2	23	42	65	2	248	15	0	57	336	40	30	31	3	77	51	39
	<b>Ballari Range</b>																					
1	Ballari	13	42	5	2	11	20	55	309	63	133	70	1	188	246	46	23	434	2	50	33	17
2	Koppal	19	28	12	0	11	17	54	221	51	110	55	3	183	295	53	26	326		13	45	39
3	Raichur	29	41	16	2	3	15	45	412	176	174	85	3	200	283	147	61	589	6	18	58	48
4	Vijayanagara	13	52	11	1	2	8	43	218	60	133	46	1	186	280	79	35	427	2	11	91	57
	Karnataka Railways	7	3	0	1	23	0	2	604	1	16	0	0	1	1	5	0	0		0	3	3
	<b>STATE</b>	<b>973</b>	<b>2203</b>	<b>438</b>	<b>238</b>	<b>1385</b>	<b>895</b>	<b>3549</b>	<b>18491</b>	<b>2931</b>	<b>13091</b>	<b>2284</b>	<b>119</b>	<b>8465</b>	<b>23743</b>	<b>4819</b>	<b>1579</b>	<b>9832</b>	<b>190</b>	<b>15637</b>	<b>2718</b>	<b>1923</b>

**KARNATAKA SAKALA SERVICES ACT, 2011 AND (AMENDMENT) ACT, 2014****Unitwise - Month wise Report on Receipts & Disposals - September - 2023**

Police Department has implemented 24 SAKALA Services through PoliceIT Application. The district wise details of received, disposed and overdue status of services for September 2023 as on 30.09.2023 are as under.

SI No	District	No. of SAKALA Receipts during the Month	No. of SAKALA Disposals during the Month	No. of Pendency After due date as on 30.09.2023
1	Bengaluru City	32399	35242	6
2	Belagavi City	2749	2475	86
3	Hubli-Dharwad City	1286	1054	156
4	Mysore City	5012	5010	22
5	Mangalore City	3554	7178	0
6	Bagalkot	1658	1522	17
7	Ballari	1333	1445	11
8	Belagavi	1398	1498	24
9	Bengaluru Rural	3397	3277	72
10	Bidar	1329	1149	0
11	Chamarajanagar	1618	1709	1
12	Chikkaballapura	2088	2228	5
13	Chikkamagaluru	2385	2215	2
14	Chitradurga	1888	1958	3
15	Dakshina Kannada	925	884	41
16	Davanagere	2206	2340	3
17	Dharwad	1131	1069	113
18	Gadag	670	647	2
19	Hassan	2857	2791	0
20	Haveri	1457	1518	5
21	Kalaburagi	1178	1143	11
22	Kodagu	1086	1096	0
23	Kolar	1857	1767	5
24	KGF	980	890	8
25	Koppal	672	681	0
26	Mandya	3144	3609	4
27	Mysuru	2337	2141	4
28	Raichur	813	811	36
29	Ramanagara	2616	2644	0
30	Shivamogga	2700	2296	47
31	Tumakuru	3324	3310	29
32	Udupi	2639	2508	0
33	Uttara Kannada	3154	3050	1
34	VijayaNagara	1192	1211	57
35	Vijayapura	2884	2085	27
36	Yadgir	477	452	74
	<b>Total</b>	<b>102393</b>	<b>106903</b>	<b>872</b>

**KARNATAKA SAKALA SERVICES ACT, 2011 AND (AMENDMENT) ACT, 2014****Unitwise - Month wise Report on Receipts & Disposals - September - 2023**

**Police Department has implemented 24 SAKALA Services through PoliceIT Application. The Service wise details of received, disposed and overdue status of services for September 2023 as on 30.09.2023 are as under**

<b>Sl. No</b>	<b>Service Name</b>	<b>Stipulated Time</b>	<b>No. of Receipts During the Month</b>	<b>No. of Disposal During the Month as on 30.09.2023</b>
1	Arms License Issue and Renewal Verification	30	0	0
2	Certification of Finger Print	20	2	2
3	Disposal of Petitions	45	33015	33359
4	Issue of copy of FIR to the complaintant	1	20333	20333
5	License for Amplified Sound System	3	2733	2720
6	License for Amusement	15	0	0
7	Missing Report of documents, Mobile phone etc	1	7180	7181
8	No objection to return to India permission in respect of Tibetans	20	1	2
9	No obligation to return to India (NORI) Certificate	20	0	1
10	NOC for Crackers License	7	57	57
11	NoC for Passport Verification	20	772	819
12	NOC for petrol pump,gas agency,hotel,bar etc.	7	1	1
13	NOC for Residencial Permit Extension	7	0	0
14	NOC required for setting up of Petroleum, Diesel and Naphtha, Sale, Transport	21	0	0
15	Permission for Peaceful Assembly and procession	15	0	0
16	Police Clearance Certificate for going abroad (Visa for studies)/ Police Clearance Certificate for Foreign Nationals	20	255	269
17	Police verification Certificate for Coolies/Loader/Class IV Security Staff/ Supervisor at Airport (Individual applicants only)	20	6204	6987
18	Police Verification Certificate for domestic servants/house keeping	20	97	91
19	Police Verification Certificate for Institutions/ Companies	20	83	86
20	Police verification Certificate for Marriage Alliances	20	37	33
21	Police verification Certificate for Training Apprenticeship at Public Undertakings /for trainees/ Workers working on daily wages at Govt. Institutions	20	4098	7055
22	PVC for Central /State Govt. employees if request is received directly by the employee	20	793	668
23	Service Verification	20	26732	27239
24	Temporary Licence for Sale of Crackers	7	0	0
	<b>Total</b>		<b>102393</b>	<b>106903</b>

### Comparitive Crime Statement 17 for the Years 2021, 2022, and 2023

KARNATAKA STATE	2021													2022													2023 As on 30/09/2023												
Head Name	Rep	Fal	Tr	Tru	NI	Con	Dis/ ACQ	Com	PT	UI	Un	OD	AB	Rep	Fal	Tr	Tru	NI	Con	Dis/ ACQ	Com	PT	UI	Un	OD	AB	Rep	Fal	Tr	Tru	NI	Con	Dis/ ACQ	Com	PT	UI	Un	OD	AB
<b>PART-I (IPC Cases)</b>																																							
Murder	1345	67	28	1251	0	20	88	0	1007	35	51	2	48	1376	70	33	1273	0	1	25	0	1113	72	21	2	39	973	11	20	942	0	0	0	0	553	370	0	0	19
Attempt to murder	2444	150	9	2285	0	14	146	10	2013	36	37	9	20	2850	149	8	2693	0	7	57	10	2241	343	16	14	5	2203	52	4	2147	0	1	0	0	718	1423	0	3	2
C.H.Not Amounting to murder	88	8	0	80	0	0	9	0	65	4	0	0	2	94	10	2	82	0	1	1	0	62	16	0	0	2	56	2	0	54	0	0	0	0	11	42	0	0	1
Dacoity	179	19	3	157	0	0	5	0	130	10	12	0	0	218	17	4	197	0	0	1	0	152	34	10	0	0	134	2	3	129	0	0	0	0	43	86	0	0	0
Preparation And Assembly For Dacoity	389	0	0	389	0	1	4	0	382	1	1	0	0	293	0	0	293	0	0	3	0	281	9	0	0	0	104	0	0	104	0	0	0	0	62	42	0	0	0
Robbery	978	34	22	922	0	3	24	1	700	21	171	0	2	1069	46	11	1012	0	1	17	4	730	119	137	4	0	933	10	16	907	0	0	0	0	266	632	9	0	0
Chain Snatching	664	13	5	646	0	3	12	0	454	11	166	0	0	669	3	8	658	0	1	3	1	433	99	120	1	0	453	2	3	448	0	0	0	0	126	319	3	0	0
H.B.T by day	805	26	2	777	0	9	17	1	378	13	356	1	2	990	32	0	958	0	6	4	0	404	117	425	2	0	896	14	0	882	0	0	0	0	132	681	69	0	0
H.B.T by night	4015	40	3	3972	0	39	56	6	1532	67	2266	2	4	4437	42	3	4392	0	21	13	2	1487	588	2276	2	3	3551	10	0	3541	0	0	2	0	378	2756	404	1	0
House theft	915	52	2	861	0	5	12	6	370	5	459	3	1	1293	64	1	1228	0	4	8	4	406	51	754	1	0	1593	45	0	1548	0	0	0	0	230	971	345	2	0
Ordinary Theft	15909	381	198	15330	0	443	269	1782	4042	79	8572	122	21	19457	511	300	18646	0	297	119	1486	5182	926	10497	128	11	16587	348	179	16060	0	78	12	227	2059	10284	3382	16	2
Cattle thefts	412	5	3	404	0	6	7	25	172	7	185	2	0	478	8	1	469	0	1	7	21	177	45	213	2	3	311	4	2	305	0	0	0	2	40	232	31	0	0
Receiving stolen Property	1	0	0	1	0	0	0	0	1	0	0	0	0	2	0	0	2	0	1	0	0	0	0	1	0	1	0	0	1	0	0	0	0	0	1	0	0	0	
Cheating	5422	1654	156	3612	0	13	16	81	2008	882	509	89	14	6406	1613	151	4642	1	9	16	44	1641	2364	518	41	9	5074	430	67	4577	0	0	1	7	289	4190	77	13	0
Cr.Br.Trust	478	139	7	332	0	0	1	5	180	120	15	11	0	461	99	7	355	0	0	0	2	115	222	9	6	1	368	28	2	338	0	0	0	0	17	321	0	0	0
C.C.Notes	33	0	0	33	0	0	0	0	16	2	14	1	0	29	0	0	29	0	0	0	0	10	7	12	0	0	19	0	0	19	0	0	0	0	3	15	1	0	0
Sub Total - PART-I	34077	2588	438	31052	0	556	666	1917	13450	1293	12814	242	114	40122	2664	529	36929	1	350	274	1574	14434	5012	15008	204	73	33256	958	296	32002	0	79	15	236	4927	22365	4321	35	24
<b>PART-II (IPC Cases)</b>																																							
304(A),IPC	9870	98	18	9754	2	395	658	14	6666	17	855	14	1135	11316	79	19	11218	2	260	194	12	8430	349	932	10	1031	8685	31	22	8632	0	36	8	0	3771	4277	195	4	341
279,337,338 IPC	25196	199	18	24979	0	15247	312	276	8136	29	835	58	86	28906	219	20	28667	0	13788	214	291	12694	556	999	64	61	23770	61	11	23698	0	4107	21	82	9879	9293	302	5	9
Rioting	3972	361	5	3606	2	14	444	71	2999	38	25	12	3	3928	352	9	3567	0	11	144	45	2893	438	30	4	2	2935	93	3	2839	0	0	6	6	1007	1817	3	0	0
Hurts	13334	682	16	12637	1	107	1888	455	9885	40	190	37	35	15357	803	21	14533	0	58	854	330	12428	627	187	26	23	13087	361	18	12708	0	12	45	65	6252	6265	61	5	3
Acid Attack (326(a))	2	1	0	1	0	0	0	0	0	0	1	0	0	7	1	0	6	0	0	0	0	6	0	0	0	0	2	0	0	2	0	0	0	0	1	1	0	0	0
Kidnapping	2766	2408	39	319	1	3	29	1	179	71	34	1	1	3252	2773	39	440	0	0	16	1	195	200	21	3	2	2810	1563	18	1229	0	0	1	0	67	1157	3	1	0
304(B) IPC	157	5	0	152	0	0	17	0	134	0	0	0	1	161	14	1	146	0	0	2	0	137	7	0	0	0	119	3	1	115	0	0	0	0	55	60	0	0	0
498 (A) IPC	2279	216	61	2002	0	5	298	19	1630	24	0	16	10	2781	218	57	2506	0	5	121	12	2154	202	0	7	5	2284	83	34	2167	0	0	5	0	845	1315	0	2	0
354 IPC Molestation	4914	412	26	4477	0	16	471	41	3865	41	22	10	11	5867	507	24	5336	1	7	211	18	4663	389	32	10	6	4817	160	15	4642	0	0	6	8	1814	2799	11	3	1
Rape	557	27	29	501	0	1	52	0	428	3	4	11	2	538	41	30	467	0	0	13	0	411	38	0	5	0	439	12	23	404	0	0	0	0	201	201	0	2	0
353 IPC	1111	49	3	1059	0	24	46	1	924	26	32	5	1	992	40	0	952	0	11	6	1	799	125	5	3	2	730	9	2	719	0	4	0	0	297	414	1	3	0
Other IPC	15772	1278	53	14441	0	5329	441	378	7241	347	552	96	57	14132	1273	78	12782	0	4345	137	301	5953	1405	561	51	29	17420	489	43	16888	0	4669	11	119	5816	6126	137	6	4
Sub Total - PART-II	79930	5736	268	73928	6	21141	4656	1256	42087	636	2550	260	1342	87237	6320	298	80620	3	18485	1912	1011	50763	4336	2767	183	1161	77098	2865	190	74043	0	8828	103	280	30005	33725	713	31	358

**Comparitive Crime Statement 17 for the Years 2021, 2022, and 2023**

KARNATAKA STATE	2021														2022														2023 As on 30/09/2023													
	Head Name	Rep	Fal	Tr	Tru	NI	Con	Dis/ACQ	Com	PT	UI	Un	OD	AB	Rep	Fal	Tr	Tru	NI	Con	Dis/ACQ	Com	PT	UI	Un	OD	AB	Rep	Fal	Tr	Tru	NI	Con	Dis/ACQ	Com	PT	UI	Un	OD	AB		
PART-III (SLL Cases)																																										
Arms Act	366	5	1	360	0	6	14	0	321	8	8	2	1	272	8	1	263	0	2	2	0	211	45	2	1	0	220	3	2	215	0	1	0	0	77	136	1	0	0			
Cow Slaughter	541	5	1	535	0	21	8	0	483	6	14	1	2	406	3	1	402	0	5	0	1	337	43	14	2	0	213	3	1	209	0	1	0	0	106	101	1	0	0			
Animal Sacrifice Act	311	11	4	296	0	26	3	2	239	3	19	2	2	462	20	2	440	0	14	2	1	346	51	25	1	0	284	4	1	279	0	6	0	0	123	146	4	0	0			
P.I.T Act	232	2	0	230	0	1	4	0	224	0	1	0	0	240	3	0	237	0	3	0	0	211	22	1	0	0	218	1	1	216	0	0	0	0	73	143	0	0	0			
POCSO	2877	38	88	2751	0	101	880	4	1729	5	7	6	19	3182	53	96	3033	0	46	493	3	2425	26	10	15	15	2707	18	108	2581	0	1	51	0	1728	790	2	6	3			
K.P Act	336	5	0	331	0	136	5	0	182	2	1	4	1	460	5	1	454	0	139	5	2	281	10	4	11	2	963	145	0	818	0	97	1	2	466	242	2	7	1			
E.C Act	472	18	2	452	0	1	14	0	398	28	0	10	1	814	14	3	797	0	5	1	0	590	175	6	19	1	348	1	1	346	0	0	0	0	80	259	0	7	0			
SC/ST/Act	1751	304	48	1399	2	5	198	3	1149	27	5	10	2	2134	381	122	1631	1	5	92	2	1433	80	4	12	3	1577	162	33	1382	0	0	1	0	794	576	5	5	1			
Explosive Act	183	19	0	164	0	18	1	1	111	9	20	3	1	61	3	1	57	0	6	0	0	29	14	7	1	0	41	1	0	40	0	0	0	0	4	35	1	0	0			
N.D.P.S Act	5789	5	0	5784	0	1810	47	10	3886	8	5	4	14	6406	12	4	6390	0	1930	25	8	4293	111	11	8	4	5714	4	2	5708	0	991	2	8	3405	1299	2	0	1			
TADA Act	0	0	0	0	0	0	0	0	0	0	0	0	0	0	0	0	0	0	0	0	0	0	0	0	0	0	0	0	0	0	0	0	0	0	0	0	0	0	0	0		
PCR Act	2	2	0	0	0	0	0	0	0	0	0	0	0	4	1	0	3	0	0	0	0	3	0	0	0	0	13	0	0	13	0	0	0	0	2	11	0	0	0			
R.P Act	37	6	2	29	0	4	0	0	18	2	5	0	0	6	2	0	4	0	0	0	0	2	2	0	0	0	332	18	6	308	0	17	0	1	136	143	10	1	0			
Children Act	401	45	25	331	0	15	15	1	287	9	1	3	0	355	33	14	308	0	18	5	1	241	40	1	2	0	296	24	9	263	0	3	0	0	69	187	4	0	0			
Sati Act	0	0	0	0	0	0	0	0	0	0	0	0	0	0	0	0	0	0	0	0	0	0	0	0	0	0	0	0	0	0	0	0	0	0	0	0	0	0	0			
Cinema Autography Act	0	0	0	0	0	0	0	0	0	0	0	0	0	1	1	0	0	0	0	0	0	0	0	0	0	0	0	0	0	0	0	0	0	0	0	0	0	0	0			
Gambling Act	14082	2	2	14078	0	8254	185	82	5450	16	6	71	14	13044	1	0	13043	0	5866	99	65	6903	59	0	42	9	9832	3	1	9828	0	2149	16	33	5805	1818	0	7	0			
Excise Act	7523	1	0	7522	0	3048	358	90	3950	10	6	22	38	8866	0	0	8866	0	3731	203	69	4751	36	2	49	25	8003	1	1	8001	0	1399	21	29	4667	1859	15	7	4			
D.P Act	1885	134	83	1668	0	0	165	20	1415	42	1	24	1	2237	173	55	2009	0	0	57	11	1658	254	0	27	2	1659	30	29	1600	0	0	1	0	432	1163	0	4	0			
Other Special and Local Laws	13020	239	32	12749	0	1901	135	2090	2722	781	5006	99	15	14477	207	17	14253	0	315	21	1594	1993	4239	6066	18	7	18727	62	17	18648	0	294	2	314	1722	15507	801	5	3			
Sub Total - PART-III	49808	841	288	48679	2	15347	2032	2303	22564	956	5105	261	111	53427	920	317	52190	1	12085	1005	1757	25707	5207	6153	208	68	51147	480	212	50455	0	4959	95	387	19689	24415	848	49	13			
PART-IV (Cr.PC)																																										
107 Cr.p.c	0	0	0	0	0	0	0	0	0	0	0	0	0	1	0	0	1	0	0	0	0	1	0	0	0	0	0	0	0	0	0	0	0	0	0	0	0	0	0			
109 Cr.p.c	2	0	0	2	0	1	0	0	1	0	0	0	0	1	0	0	1	0	1	0	0	0	0	0	0	0	0	0	0	0	0	0	0	0	0	0	0	0	0			
110 Cr.P.C	1	0	0	1	0	0	0	0	0	0	0	0	0	0	0	0	0	0	0	0	0	0	0	0	0	0	0	0	0	0	0	0	0	0	0	0	0	0	0			
145 CR.P.C	0	0	0	0	0	0	0	0	0	0	0	0	0	0	0	0	0	0	0	0	0	0	0	0	0	0	0	0	0	0	0	0	0	0	0	0	0	0	0			
151 CR.p.c	0	0	0	0	0	0	0	0	0	0	0	0	0	0	0	0	0	0	0	0	0	0	0	0	0	0	1	0	0	1	0	0	0	0	1	0	0	0	0			
41(1)(d) 102 Cr.P.C	84	3	9	72	0	7	0	6	34	0	0	25	0	80	2	16	62	0	6	1	2	32	7	0	12	2	38	0	4	34	0	1	0	0	12	19	0	2	0			
Other Cr.P.C	8	1	1	6	0	2	0	1	2	0	0	1	0	4	1	1	2	0	1	0	0	1	0	0	0	2	0	0	2	0	0	0	0	0	0	0	2	0	0			
Sub Total - PART-IV	95	4	10	81	0	10	0	7	37	0	0	26	0	86	3	17	66	0	8	1	2	34	7	0	12	2	41	0	4	37	0	1	0	0	13	21	0	2	0			
Grand Total	163910	9169	1004	153740	8	37054	7354	5483	78138	2885	20469	789	1567	180872	9907	1161	169805	5	30928	3192	4344	90938	14562	23928	607	1304	161542	4303	702	156537	0	13867	213	903	54634	80526	5882	117	395			
PART-V (Missing Cases)																																										
Head Name	Rep	Fal	Tr	Tru	UI	Tra	Untra							Rep	Fal	Tr	Tru	UI	Tra	Untra							Rep	Fal	Tr	Tru	UI	Tra	Untra									
Missing Person	15159	182	16	14956	343	13853	760							17696	164	22	17506	1388	15823	295						15585	122	15	15447	3074	12364	9										
PART-VI (PAR Cases)																																										
Head Name	Rep	Fal	Tr	Tru	UI	OD	BO							Rep	Fal	Tr	Tru	UI	OD	BO							Rep	Fal	Tr	Tru	UI	OD	BO									
PAR (Cr.PC)	22159	0	0	22159	7976	352	13831							41376	0	0	41376	15832	503	25041						42682	0	0	42682	25554	222	16906										

## Aadhaar e-Sign details of FIR for the Month of September 2023

Sl.No	District_Name	FIR Count	FIR eSign Count	FIR %
1	Belagavi District	537	537	100.00
2	Vijayapur District	468	467	99.79
3	Bagalkot District	334	332	99.40
4	Ballari District	341	318	93.26
5	Udupi District	340	315	92.65
6	Dakshina Kannada District	187	171	91.44
7	Chamarajanagar District	250	228	91.20
8	Haveri District	329	245	74.47
9	Hubballi Dharwad City	285	205	71.93
10	Uttara Kannada District	320	212	66.25
11	Koppal District	227	146	64.32
12	Dharwad District	160	89	55.63
13	Gadag District	167	84	50.30
14	KODAGU(Madikeri) District	233	96	41.20
15	Tumakuru District	727	182	25.03
16	Mysuru District	575	128	22.26
17	Mangalore COP	292	64	21.92
18	Chickballapura District	426	87	20.42
19	Kalaburagi City	237	36	15.19
20	Bengaluru City	6622	831	12.55
21	Davanagere District	455	56	12.31
22	Hassan District	572	59	10.31
23	Raichur District	345	35	10.14
24	Mandya District	529	46	8.70
25	Chikkamagaluru District	417	36	8.63
26	Bidar District	368	28	7.61
27	Shivamogga District	564	37	6.56
28	Mysuru City	334	17	5.09
29	Kalaburagi District	305	15	4.92
30	Chitradurga District	549	16	2.91
31	SP Railways	80	2	2.50
32	Bengaluru District	1002	24	2.40
33	Vijayanagara District	285	2	0.70
34	Belagavi City	156	0	0.00
35	K.G.F District	129	0	0.00
36	Kolar District	347	0	0.00
37	Ramanagara District	468	0	0.00
38	Yadgir District	197	0	0.00
<b>Total</b>		<b>20160</b>	<b>5146</b>	<b>25.53</b>

<b>Aadhaar e-Sign details of Chargesheet for the Month of September 2023</b>				
<b>Sl No.</b>	<b>District_Name</b>	<b>Charge sheeted</b>	<b>e-Signed Charge sheeted</b>	<b>Charge sheet %</b>
1	Mangalore COP	90	61	67.78
2	Udupi District	200	117	58.50
3	Ballari District	250	92	36.80
4	Bagalkot District	302	106	35.10
5	Hubballi Dharwad City	129	44	34.11
6	Uttara Kannada District	186	57	30.65
7	Chamarajanagar District	181	54	29.83
8	Belagavi District	244	69	28.28
9	Vijayapur District	170	44	25.88
10	Dharwad District	126	25	19.84
11	Gadag District	99	19	19.19
12	KODAGU(Madikeri) District	166	31	18.67
13	Haveri District	191	23	12.04
14	Dakshina Kannada District	125	15	12.00
15	Koppal District	199	22	11.06
16	Belagavi City	105	8	7.62
17	Kalaburagi District	208	11	5.29
18	Hassan District	418	21	5.02
19	Bengaluru City	3587	161	4.49
20	Mysuru City	198	7	3.54
21	Mysuru District	463	14	3.02
22	Mandya District	553	11	1.99
23	Chickballapura District	270	5	1.85
24	Davanagere District	370	5	1.35
25	Tumakuru District	523	7	1.34
26	Shivamogga District	362	4	1.10
27	Chikkamagaluru District	355	2	0.56
28	Raichur District	291	1	0.34
29	Bengaluru District	538	0	0.00
30	Bidar District	370	0	0.00
31	Chitradurga District	393	0	0.00
32	K.G.F District	97	0	0.00
33	Kalaburagi City	146	0	0.00
34	Kolar District	145	0	0.00
35	Ramanagara District	416	0	0.00
36	SP Railways	21	0	0.00
37	Vijayanagara District	310	0	0.00
38	Yadgir District	162	0	0.00
<b>Total</b>		<b>12959</b>	<b>1036</b>	<b>7.99</b>



**Vehicle Log Details For The Month Of September-2023**

Chief Office

As On: 15/10/2023

S.No.	District/Unit Name	Actual Strength	Log Entered Vehicles For The Month	Log Not Entered Vehicles For The Month	Remarks
1	Bagalkot	168	168	0	
2	Ballari	168	168	0	
3	Belagavi City	210	210	0	
4	Belagavi Dist	268	268	0	
5	Bengaluru City	3,065	2,348	717	
6	Bengaluru Dist	209	209	0	
7	Bidar	225	225	0	
8	Chamarajanagar	120	120	0	
9	Chickballapura	136	136	0	
10	Chikkamagaluru	246	246	0	
11	Chitradurga	187	139	48	
12	Coastal Security Police	42	27	15	
13	Dakshina Kannada	178	174	4	
14	Davanagere	206	163	43	
15	Dharwad	117	117	0	
16	Gadag	164	103	61	
17	Hassan	190	190	0	
18	Haveri	146	145	1	
19	Hubballi Dharwad City	256	243	13	
20	K.G.F	99	99	0	
21	Kalaburagi	207	124	83	
22	Kalaburagi City	160	154	6	
23	Karnataka Railways	89	85	4	
24	Kodagu	139	118	21	
25	Kolar	176	175	1	
26	Koppal	178	178	0	
27	Mandya	231	231	0	
28	Mangaluru City	214	202	12	
29	Mysuru City	247	183	64	
30	Mysuru Dist	219	218	1	
31	Raichur	177	177	0	
32	Ramanagara	203	189	14	
33	Shivamogga	240	238	2	
34	Tumakuru	298	193	105	
35	Udupi	208	208	0	

S.No.	District/Unit Name	Actual Strength	Log Entered Vehicles For The Month	Log Not Entered Vehicles For The Month	Remarks
36	Uttara Kannada	221	221	0	
37	Vijayanagara	138	137	1	
38	Vijayapur	219	219	0	
39	Yadgir	144	96	48	
40	Forest Cell	47	21	26	
41	CID	212	109	103	
42	ISD Bengaluru	73	65	8	
43	State INT	722	467	255	
44	APTS Yelahanka	16	10	6	
45	Battalion I - Bangalore	64	27	37	
46	Battalion II - Belgaum	33	9	24	
47	Battalion III - Bangalore	48	45	3	
48	Battalion IV - Bangalore	42	30	12	
49	Battalion IX - Bangalore	29	28	1	
50	Battalion V - Mysore	36	33	3	
51	Battalion VI - Gulbarga	38	32	6	
52	Battalion VII - Mangalore	33	31	2	
53	Battalion VIII - Shimoga	35	33	2	
54	Battalion X - Haveri	40	20	20	
55	Battalion XI - Hassan	45	45	0	
56	Battalion XII Tumakuru	39	39	0	
57	Central Range	5	3	2	
58	Centre for Counter Terrorism	44	3	41	
59	Chief Office	117	27	90	
60	COMMANDANT MOUNTED	20	20	0	
61	Eastern Range	3	3	0	
62	FPB Unit	19	1	18	
63	FSL Madiwala	20	16	4	
64	I.R.B. Vijayapura	40	15	25	
65	IGP Railways	3	3	0	
66	IGP TRAINING	8	6	2	
67	IIIrd BN KSISF	27	24	3	
68	IIInd BN KSISF	25	24	1	
69	IRB Munirabad	50	47	3	
70	ISD	144	131	13	
71	Ist BN KSISF	43	43	0	
72	Kalaburgi Range	6	2	4	
73	KPA Mysore	29	29	0	
74	KSPTS Channapatna	20	20	0	

S.No.	District/Unit Name	Actual Strength	Log Entered Vehicles For The Month	Log Not Entered Vehicles For The Month	Remarks
75	KSPTS Khanapur	21	21	0	
76	KSRP PTS BELAGAVI	18	17	1	
77	KSRP Training Munirabad	12	12	0	
78	PDMS Yelahanka	28	24	4	
79	PTC Gulbarga	37	21	16	
80	PTS Aimangala	18	9	9	
81	PTS Dharwad	19	19	0	
82	PTS Hassan	19	0	19	
83	PTS Kaduru	15	14	1	
84	PTS Mysuru	19	19	0	
85	PTS Thanisandra	19	0	19	
86	RFSL Ballari	5	0	5	
87	RFSL Belgaum	9	5	4	
88	RFSL Davanagere	8	8	0	
89	RFSL Gulbarga	8	4	4	
90	RFSL Hubballi	6	0	6	
91	RFSL Mangalore	12	4	8	
92	RFSL Mysore	9	6	3	
93	SCRB	49	37	12	
94	Southern Range	8	8	0	
95	Special Task Force	8	7	1	
96	State Wireless	81	81	0	
97	TTI Bangalore	5	3	2	
98	Western Range	2	0	2	
	<b>Grand Total</b>	<b>12718</b>	<b>10624</b>	<b>2094</b>	

### Sevasindhu Statistics for the Month of September 2023

Sl.No	Service Name	Received	Disposed	Pending
1	Job / Service Verification	26001	23042	2959
2	Police Verification Certificate(PVC) for Central/State Govt employees if request is received directly by the employee / By Concerned Department	929	784	145
3	Police Clearance Certificate for going abroad (Visa for studies)/ Police Clearance Certificate for Foreign Nationals	253	238	15
4	Police verification Certificate for Coolies/Loader/Class IV Security Staff/ Supervisor at Airport (Individual applicants only)	6111	5283	828
5	Police Verification Certificate for domestic servants/house keeping	96	90	6
6	Police Verification Certificate for Institutions/ Companies	77	71	6
7	Police verification Certificate for Marriage Alliances	36	31	5
8	Police verification Certificate for Training Apprenticeship at Public Undertakings /for trainees/ Workers working on daily wages at Govt. Institutions	4020	3117	903
9	Amplified Sound System	0	0	0
10	Missing Report of documents, Mobile phone etc	436	123	313
11	Disposal of petitions	24	5	19
12	Locked Home Details	0	0	0
13	Senior Citizen Registration	222	0	222
14	Complaint Registration	103	6	97
15	License for Amusement	0	0	0
16	No obligation to return to India (NORI) Certificate	0	0	0
17	NOC for petrol pump,gas agency,hotel,bar etc.	1	0	1
18	Permission for Peaceful Assembly and procession	0	0	0
19	Application for Temporary License for Sale of Crackers	0	0	0
20	NOC for setting up of Petroleum, Diesel and Naphtha sale and transport	0	0	0
<b>Total</b>		<b>38309</b>	<b>32790</b>	<b>5519</b>

**Unitwise Statistics of cases Booked under COTPA Act 2003 for the month of September- 2023**

<b>Sl. No.</b>	<b>Unit / District</b>	<b>Section 4</b>	<b>Section 5</b>	<b>Section 6A</b>	<b>Section 6B</b>	<b>Section7</b>	<b>Total Fine Amount Collected</b>
<b>(1)</b>	<b>(2)</b>	<b>(3)</b>	<b>(4)</b>	<b>(5)</b>	<b>(6)</b>	<b>(7)</b>	<b>(8)</b>
<b>I</b>	<b>Commissionerate</b>						
1	Bengaluru City	1797	0	17	3	0	274200
2	Mysuru City	184	0	0	0	0	22150
3	Hubli-Dharwad City	98	0	0	0	0	13800
4	Mangaluru City	541	0	0	0	0	27950
5	Belagavi City	741	0	0	0	0	49800
6	Kalburgi City	0	0	0	0	0	0
<b>II</b>	<b>Central Range</b>						
1	Bengaluru Dist.	166	0	0	0	0	13550
2	K.G.F.	443	0	0	0	0	30500
3	Kolar	143	0	0	0	0	16500
4	Tumakuru	22	0	0	0	0	3800
5	Chickballapura	59	0	0	0	0	5900
6	Ramanagara	148	0	0	0	0	15300
<b>III</b>	<b>Eastern Range</b>						
1	Chitradurga	337	0	0	0	0	30200
2	Davanagere	253	0	0	0	0	26450
3	Shivamogga	216	0	1	0	0	20600
4	Haveri	91	0	0	0	0	78000
<b>IV</b>	<b>Western Range</b>						
1	Chickmagalur	65	0	0	0	0	7400
2	D.K.	206	0	0	0	0	21360
3	Udupi	66	0	0	0	0	8700
4	U.K.	328	0	0	0	0	37800
<b>V</b>	<b>Northern Range</b>						
1	Bagalakote	10	0	0	0	0	1000
2	Belagavi dist.	101	0	0	0	0	10100
3	Vijayapura	9	44	0	0	0	5300
4	Dharwad	17	0	0	0	0	850
5	Gadag	673	0	61	5	0	72400
<b>VI</b>	<b>North Eastern Range</b>						
1	Bidar	74	0	17	0	0	14000
2	Kalaburgi	143	0	0	0	0	21550
3	Yadgiri	177	0	0	0	0	16050
<b>VII</b>	<b>Southern Range</b>						
1	Chamarajanagar	750	0	0	0	0	44750
2	Hassan	66	0	0	0	0	5700
3	Kodagu	96	0	0	0	0	10750
4	Mandya	302	0	0	0	0	27400
5	Mysuru Dist.	41	0	0	0	0	4300
<b>VIII</b>	<b>Ballari Range</b>						
1	Ballari	393	0	0	0	0	39850
2	Vijayanagara	673	0	0	0	0	65400
3	Koppal	56	0	0	0	0	5600
4	Raichur	683	0	0	0	0	67300
IX	Karnataka Railways	21	0	0	0	0	3100
<b>Total</b>		<b>10189</b>	<b>44</b>	<b>96</b>	<b>8</b>	<b>0</b>	<b>1119360</b>